

SECOND QUARTER, 2024 Bureau of Labor QCEW* Statistics - Average Values by NAICS** Industry, Private Ownership Only.	STATE: NEBRASKA			COUNTY: ADAMS		
	2024-Q2 Average Establishments Count	2024-Q2 Average Employment Level	2024-Q2 Monthly Avg. Compensation	2024-Q2 Average Establishments Count	2024-Q2 Average Employment Level	2024-Q2 Monthly Avg. Compensation
	NAICS 11 Agriculture, forestry, fishing and hunting	2,586	15,327	\$4,125	49	-
NAICS 111 Crop production	1,251	4,858	\$3,809	31	79	\$3,519
NAICS 1111 Oilseed and grain farming	1,129	3,621	\$3,761	30	-	\$0
NAICS 11113 Dry pea and bean farming	-	-	\$0	-	-	\$0
NAICS 111130 Dry pea and bean farming	-	-	\$0	-	-	\$0
NAICS 11114 Wheat farming	6	15	\$3,649	-	-	\$0
NAICS 111140 Wheat farming	6	15	\$3,649	-	-	\$0
NAICS 11115 Corn farming	348	1,116	\$3,813	10	-	\$0
NAICS 111150 Corn farming	348	1,116	\$3,813	10	-	\$0
NAICS 11119 Other grain farming	769	2,476	\$3,740	20	53	\$3,939
NAICS 111191 Oilseed and grain combination farming	751	2,426	\$3,735	20	53	\$3,939
NAICS 111199 All other grain farming	18	50	\$3,883	-	-	\$0
NAICS 1112 Vegetable and melon farming	31	445	\$4,377	-	-	\$0
NAICS 11121 Vegetable and melon farming	31	445	\$4,377	-	-	\$0
NAICS 111211 Potato farming	16	316	\$4,749	-	-	\$0
NAICS 111219 Other vegetable (except potato) and melon farming	15	128	\$3,458	-	-	\$0
NAICS 1114 Greenhouse, nursery, and floriculture production	43	539	\$3,172	1	-	\$0
NAICS 11141 Food crops grown under cover	3	12	\$1,703	-	-	\$0
NAICS 111411 Mushroom production	-	-	\$0	-	-	\$0
NAICS 111419 Other food crops grown under cover	3	12	\$1,703	-	-	\$0
NAICS 11142 Nursery and floriculture production	40	527	\$3,207	1	-	\$0
NAICS 111421 Nursery and tree production	32	462	\$3,337	1	-	\$0
NAICS 111422 Floriculture production	8	66	\$2,275	-	-	\$0
NAICS 1119 Other crop farming	45	-	\$0	-	-	\$0
NAICS 11194 Hay farming	22	92	\$3,328	-	-	\$0
NAICS 111940 Hay farming	22	92	\$3,328	-	-	\$0
NAICS 11199 All other crop farming	23	-	\$0	-	-	\$0
NAICS 111991 Sugar beet farming	9	-	\$0	-	-	\$0
NAICS 111998 All other miscellaneous crop farming	14	54	\$3,350	-	-	\$0
NAICS 112 Animal production and aquaculture	996	8,538	\$4,078	3	80	\$4,537
NAICS 1121 Cattle ranching and farming	776	5,860	\$4,043	2	-	\$0
NAICS 11211 Beef cattle ranching and farming, including feedlots	733	5,182	\$4,056	2	-	\$0
NAICS 112111 Beef cattle ranching and farming	470	2,077	\$3,514	-	-	\$0
NAICS 112112 Cattle feedlots	263	3,106	\$4,420	2	-	\$0
NAICS 11212 Dairy cattle and milk production	43	678	\$3,935	-	-	\$0
NAICS 112120 Dairy cattle and milk production	43	678	\$3,935	-	-	\$0
NAICS 1122 Hog and pig farming	154	2,248	\$4,190	1	-	\$0
NAICS 11221 Hog and pig farming	154	2,248	\$4,190	1	-	\$0
NAICS 112210 Hog and pig farming	154	2,248	\$4,190	1	-	\$0
NAICS 1124 Sheep and goat farming	2	-	\$0	-	-	\$0
NAICS 11241 Sheep farming	2	-	\$0	-	-	\$0
NAICS 112410 Sheep farming	2	-	\$0	-	-	\$0
NAICS 1125 Aquaculture	6	-	\$0	-	-	\$0
NAICS 11251 Aquaculture	6	-	\$0	-	-	\$0
NAICS 112511 Finfish farming and fish hatcheries	6	-	\$0	-	-	\$0
NAICS 1129 Other animal production	30	140	\$3,995	-	-	\$0
NAICS 11291 Apiculture	4	-	\$0	-	-	\$0
NAICS 112910 Apiculture	4	-	\$0	-	-	\$0
NAICS 11292 Horses and other equine production	2	-	\$0	-	-	\$0
NAICS 112920 Horses and other equine production	2	-	\$0	-	-	\$0
NAICS 11299 All other animal production	24	126	\$4,017	-	-	\$0
NAICS 112990 All other animal production	24	126	\$4,017	-	-	\$0
NAICS 113 Forestry and logging	5	8	\$3,623	-	-	\$0
NAICS 1133 Logging	5	8	\$3,623	-	-	\$0
NAICS 11331 Logging	5	8	\$3,623	-	-	\$0
NAICS 113310 Logging	5	8	\$3,623	-	-	\$0
NAICS 114 Fishing, hunting and trapping	-	-	\$0	-	-	\$0
NAICS 1142 Hunting and trapping	-	-	\$0	-	-	\$0
NAICS 11421 Hunting and trapping	-	-	\$0	-	-	\$0
NAICS 114210 Hunting and trapping	-	-	\$0	-	-	\$0
NAICS 115 Support activities for agriculture and forestry	334	1,923	\$5,152	15	-	\$0
NAICS 1151 Support activities for crop production	286	1,597	\$5,378	15	-	\$0
NAICS 11511 Support activities for crop production	286	1,597	\$5,378	15	-	\$0
NAICS 115112 Soil preparation, planting, and cultivating	125	465	\$4,576	6	14	\$4,502
NAICS 115113 Crop harvesting, primarily by machine	42	137	\$4,411	-	-	\$0
NAICS 115114 Postharvest crop activities (except cotton ginning)	30	659	\$5,967	3	-	\$0
NAICS 115115 Farm labor contractors and crew leaders	11	32	\$5,196	1	-	\$0
NAICS 115116 Farm management services	78	304	\$5,794	5	8	\$3,909
NAICS 1152 Support activities for animal production	44	318	\$4,086	-	-	\$0
NAICS 11521 Support activities for animal production	44	318	\$4,086	-	-	\$0
NAICS 115210 Support activities for animal production	44	318	\$4,086	-	-	\$0
NAICS 1153 Support activities for forestry	4	8	\$2,669	-	-	\$0
NAICS 11531 Support activities for forestry	4	8	\$2,669	-	-	\$0
NAICS 115310 Support activities for forestry	4	8	\$2,669	-	-	\$0

United States Bureau of Labor Statistics. Quarterly Census of Employment and Wages. QCEW Data Files. Accessed: 6 December 2024.  
[www.bls.gov/cew/downloadable-data-files.htm](http://www.bls.gov/cew/downloadable-data-files.htm)

\* Quarterly Census of Employment and Wages (QCEW) are compiled from state unemployment insurance (UI) program reports. Data excludes self-employed owners, unpaid family members, and certain farm and domestic workers, including those who earned no wages during the entire applicable pay period.  
\*\* North American Industry Classification System (NAICS).




J. Hewlett-University of Wyoming, J.Tranel-Colorado State University,  
J. Parsons-University of Nebraska-Lincoln, and E. Dennis-University of Nebraska-Lincoln.

© All Rights Reserved.  
RightRisk.org. December 2024.

SECOND QUARTER, 2024 Bureau of Labor QCEW* Statistics - Average Values by NAICS** Industry, Private Ownership Only.	STATE: NEBRASKA			COUNTY: ANTELOPE		
	2024-Q2 Average Establishments Count	2024-Q2 Average Employment Level	2024-Q2 Monthly Avg. Compensation	2024-Q2 Average Establishments Count	2024-Q2 Average Employment Level	2024-Q2 Monthly Avg. Compensation
	NAICS 11 Agriculture, forestry, fishing and hunting	2,586	15,327	\$4,125	42	247
NAICS 111 Crop production	1,251	4,858	\$3,809	22	94	\$3,540
NAICS 1111 Oilseed and grain farming	1,129	3,621	\$3,761	21	-	\$0
NAICS 11113 Dry pea and bean farming	-	-	\$0	-	-	\$0
NAICS 111130 Dry pea and bean farming	-	-	\$0	-	-	\$0
NAICS 11114 Wheat farming	6	15	\$3,649	-	-	\$0
NAICS 111140 Wheat farming	6	15	\$3,649	-	-	\$0
NAICS 11115 Corn farming	348	1,116	\$3,813	6	-	\$0
NAICS 111150 Corn farming	348	1,116	\$3,813	6	-	\$0
NAICS 11119 Other grain farming	769	2,476	\$3,740	15	65	\$3,311
NAICS 111191 Oilseed and grain combination farming	751	2,426	\$3,735	15	65	\$3,311
NAICS 111199 All other grain farming	18	50	\$3,883	-	-	\$0
NAICS 1112 Vegetable and melon farming	31	445	\$4,377	-	-	\$0
NAICS 11121 Vegetable and melon farming	31	445	\$4,377	-	-	\$0
NAICS 111211 Potato farming	16	316	\$4,749	-	-	\$0
NAICS 111219 Other vegetable (except potato) and melon farming	15	128	\$3,458	-	-	\$0
NAICS 1114 Greenhouse, nursery, and floriculture production	43	539	\$3,172	-	-	\$0
NAICS 11141 Food crops grown under cover	3	12	\$1,703	-	-	\$0
NAICS 111411 Mushroom production	-	-	\$0	-	-	\$0
NAICS 111419 Other food crops grown under cover	3	12	\$1,703	-	-	\$0
NAICS 11142 Nursery and floriculture production	40	527	\$3,207	-	-	\$0
NAICS 111421 Nursery and tree production	32	462	\$3,337	-	-	\$0
NAICS 111422 Floriculture production	8	66	\$2,275	-	-	\$0
NAICS 1119 Other crop farming	45	-	\$0	1	-	\$0
NAICS 11194 Hay farming	22	92	\$3,328	1	-	\$0
NAICS 111940 Hay farming	22	92	\$3,328	1	-	\$0
NAICS 11199 All other crop farming	23	-	\$0	-	-	\$0
NAICS 111991 Sugar beet farming	9	-	\$0	-	-	\$0
NAICS 111998 All other miscellaneous crop farming	14	54	\$3,350	-	-	\$0
NAICS 112 Animal production and aquaculture	996	8,538	\$4,078	17	144	\$3,553
NAICS 1121 Cattle ranching and farming	776	5,860	\$4,043	14	105	\$3,527
NAICS 11211 Beef cattle ranching and farming, including feedlots	733	5,182	\$4,056	10	37	\$3,826
NAICS 112111 Beef cattle ranching and farming	470	2,077	\$3,514	7	25	\$4,355
NAICS 112112 Cattle feedlots	263	3,106	\$4,420	3	12	\$2,726
NAICS 11212 Dairy cattle and milk production	43	678	\$3,935	4	68	\$3,367
NAICS 112120 Dairy cattle and milk production	43	678	\$3,935	4	68	\$3,367
NAICS 1122 Hog and pig farming	154	2,248	\$4,190	3	40	\$3,623
NAICS 11221 Hog and pig farming	154	2,248	\$4,190	3	40	\$3,623
NAICS 112210 Hog and pig farming	154	2,248	\$4,190	3	40	\$3,623
NAICS 1124 Sheep and goat farming	2	-	\$0	-	-	\$0
NAICS 11241 Sheep farming	2	-	\$0	-	-	\$0
NAICS 112410 Sheep farming	2	-	\$0	-	-	\$0
NAICS 1125 Aquaculture	6	-	\$0	-	-	\$0
NAICS 11251 Aquaculture	6	-	\$0	-	-	\$0
NAICS 112511 Finfish farming and fish hatcheries	6	-	\$0	-	-	\$0
NAICS 1129 Other animal production	30	140	\$3,995	-	-	\$0
NAICS 11291 Apiculture	4	-	\$0	-	-	\$0
NAICS 112910 Apiculture	4	-	\$0	-	-	\$0
NAICS 11292 Horses and other equine production	2	-	\$0	-	-	\$0
NAICS 112920 Horses and other equine production	2	-	\$0	-	-	\$0
NAICS 11299 All other animal production	24	126	\$4,017	-	-	\$0
NAICS 112990 All other animal production	24	126	\$4,017	-	-	\$0
NAICS 113 Forestry and logging	5	8	\$3,623	-	-	\$0
NAICS 1133 Logging	5	8	\$3,623	-	-	\$0
NAICS 11331 Logging	5	8	\$3,623	-	-	\$0
NAICS 113310 Logging	5	8	\$3,623	-	-	\$0
NAICS 114 Fishing, hunting and trapping	-	-	\$0	-	-	\$0
NAICS 1142 Hunting and trapping	-	-	\$0	-	-	\$0
NAICS 11421 Hunting and trapping	-	-	\$0	-	-	\$0
NAICS 114210 Hunting and trapping	-	-	\$0	-	-	\$0
NAICS 115 Support activities for agriculture and forestry	334	1,923	\$5,152	3	8	\$2,552
NAICS 1151 Support activities for crop production	286	1,597	\$5,378	3	8	\$2,552
NAICS 11511 Support activities for crop production	286	1,597	\$5,378	3	8	\$2,552
NAICS 115112 Soil preparation, planting, and cultivating	125	465	\$4,576	3	8	\$2,552
NAICS 115113 Crop harvesting, primarily by machine	42	137	\$4,411	-	-	\$0
NAICS 115114 Postharvest crop activities (except cotton ginning)	30	659	\$5,967	-	-	\$0
NAICS 115115 Farm labor contractors and crew leaders	11	32	\$5,196	-	-	\$0
NAICS 115116 Farm management services	78	304	\$5,794	-	-	\$0
NAICS 1152 Support activities for animal production	44	318	\$4,086	-	-	\$0
NAICS 11521 Support activities for animal production	44	318	\$4,086	-	-	\$0
NAICS 115210 Support activities for animal production	44	318	\$4,086	-	-	\$0
NAICS 1153 Support activities for forestry	4	8	\$2,669	-	-	\$0
NAICS 11531 Support activities for forestry	4	8	\$2,669	-	-	\$0
NAICS 115310 Support activities for forestry	4	8	\$2,669	-	-	\$0

United States Bureau of Labor Statistics. Quarterly Census of Employment and Wages. QCEW Data Files. Accessed: 6 December 2024.  
[www.bls.gov/cew/downloadable-data-files.htm](http://www.bls.gov/cew/downloadable-data-files.htm)

\* Quarterly Census of Employment and Wages (QCEW) are compiled from state unemployment insurance (UI) program reports. Data excludes self-employed owners, unpaid family members, and certain farm and domestic workers, including those who earned no wages during the entire applicable pay period.  
\*\* North American Industry Classification System (NAICS).



J. Hewlett-University of Wyoming, J.Tranel-Colorado State University,  
J. Parsons-University of Nebraska-Lincoln, and E. Dennis-University of Nebraska-Lincoln.

© All Rights Reserved.  
RightRisk.org. December 2024.

SECOND QUARTER, 2024 Bureau of Labor QCEW* Statistics - Average Values by NAICS** Industry, Private Ownership Only.	STATE: NEBRASKA			COUNTY: ARTHUR		
	2024-Q2 Average Establishments Count	2024-Q2 Average Employment Level	2024-Q2 Monthly Avg. Compensation	2024-Q2 Average Establishments Count	2024-Q2 Average Employment Level	2024-Q2 Monthly Avg. Compensation
	NAICS 11 Agriculture, forestry, fishing and hunting	2,586	15,327	\$4,125	2	-
NAICS 111 Crop production	1,251	4,858	\$3,809	-	-	\$0
NAICS 1111 Oilseed and grain farming	1,129	3,621	\$3,761	-	-	\$0
NAICS 11113 Dry pea and bean farming	-	-	\$0	-	-	\$0
NAICS 111130 Dry pea and bean farming	-	-	\$0	-	-	\$0
NAICS 11114 Wheat farming	6	15	\$3,649	-	-	\$0
NAICS 111140 Wheat farming	6	15	\$3,649	-	-	\$0
NAICS 11115 Corn farming	348	1,116	\$3,813	-	-	\$0
NAICS 111150 Corn farming	348	1,116	\$3,813	-	-	\$0
NAICS 11119 Other grain farming	769	2,476	\$3,740	-	-	\$0
NAICS 111191 Oilseed and grain combination farming	751	2,426	\$3,735	-	-	\$0
NAICS 111199 All other grain farming	18	50	\$3,883	-	-	\$0
NAICS 1112 Vegetable and melon farming	31	445	\$4,377	-	-	\$0
NAICS 11121 Vegetable and melon farming	31	445	\$4,377	-	-	\$0
NAICS 111211 Potato farming	16	316	\$4,749	-	-	\$0
NAICS 111219 Other vegetable (except potato) and melon farming	15	128	\$3,458	-	-	\$0
NAICS 1114 Greenhouse, nursery, and floriculture production	43	539	\$3,172	-	-	\$0
NAICS 11141 Food crops grown under cover	3	12	\$1,703	-	-	\$0
NAICS 111411 Mushroom production	-	-	\$0	-	-	\$0
NAICS 111419 Other food crops grown under cover	3	12	\$1,703	-	-	\$0
NAICS 11142 Nursery and floriculture production	40	527	\$3,207	-	-	\$0
NAICS 111421 Nursery and tree production	32	462	\$3,337	-	-	\$0
NAICS 111422 Floriculture production	8	66	\$2,275	-	-	\$0
NAICS 1119 Other crop farming	45	-	\$0	-	-	\$0
NAICS 11194 Hay farming	22	92	\$3,328	-	-	\$0
NAICS 111940 Hay farming	22	92	\$3,328	-	-	\$0
NAICS 11199 All other crop farming	23	-	\$0	-	-	\$0
NAICS 111991 Sugar beet farming	9	-	\$0	-	-	\$0
NAICS 111998 All other miscellaneous crop farming	14	54	\$3,350	-	-	\$0
NAICS 112 Animal production and aquaculture	996	8,538	\$4,078	2	-	\$0
NAICS 1121 Cattle ranching and farming	776	5,860	\$4,043	2	-	\$0
NAICS 11211 Beef cattle ranching and farming, including feedlots	733	5,182	\$4,056	2	-	\$0
NAICS 112111 Beef cattle ranching and farming	470	2,077	\$3,514	2	-	\$0
NAICS 112112 Cattle feedlots	263	3,106	\$4,420	-	-	\$0
NAICS 11212 Dairy cattle and milk production	43	678	\$3,935	-	-	\$0
NAICS 112120 Dairy cattle and milk production	43	678	\$3,935	-	-	\$0
NAICS 1122 Hog and pig farming	154	2,248	\$4,190	-	-	\$0
NAICS 11221 Hog and pig farming	154	2,248	\$4,190	-	-	\$0
NAICS 112210 Hog and pig farming	154	2,248	\$4,190	-	-	\$0
NAICS 1124 Sheep and goat farming	2	-	\$0	-	-	\$0
NAICS 11241 Sheep farming	2	-	\$0	-	-	\$0
NAICS 112410 Sheep farming	2	-	\$0	-	-	\$0
NAICS 1125 Aquaculture	6	-	\$0	-	-	\$0
NAICS 11251 Aquaculture	6	-	\$0	-	-	\$0
NAICS 112511 Finfish farming and fish hatcheries	6	-	\$0	-	-	\$0
NAICS 1129 Other animal production	30	140	\$3,995	-	-	\$0
NAICS 11291 Apiculture	4	-	\$0	-	-	\$0
NAICS 112910 Apiculture	4	-	\$0	-	-	\$0
NAICS 11292 Horses and other equine production	2	-	\$0	-	-	\$0
NAICS 112920 Horses and other equine production	2	-	\$0	-	-	\$0
NAICS 11299 All other animal production	24	126	\$4,017	-	-	\$0
NAICS 112990 All other animal production	24	126	\$4,017	-	-	\$0
NAICS 113 Forestry and logging	5	8	\$3,623	-	-	\$0
NAICS 1133 Logging	5	8	\$3,623	-	-	\$0
NAICS 11331 Logging	5	8	\$3,623	-	-	\$0
NAICS 113310 Logging	5	8	\$3,623	-	-	\$0
NAICS 114 Fishing, hunting and trapping	-	-	\$0	-	-	\$0
NAICS 1142 Hunting and trapping	-	-	\$0	-	-	\$0
NAICS 11421 Hunting and trapping	-	-	\$0	-	-	\$0
NAICS 114210 Hunting and trapping	-	-	\$0	-	-	\$0
NAICS 115 Support activities for agriculture and forestry	334	1,923	\$5,152	-	-	\$0
NAICS 1151 Support activities for crop production	286	1,597	\$5,378	-	-	\$0
NAICS 11511 Support activities for crop production	286	1,597	\$5,378	-	-	\$0
NAICS 115112 Soil preparation, planting, and cultivating	125	465	\$4,576	-	-	\$0
NAICS 115113 Crop harvesting, primarily by machine	42	137	\$4,411	-	-	\$0
NAICS 115114 Postharvest crop activities (except cotton ginning)	30	659	\$5,967	-	-	\$0
NAICS 115115 Farm labor contractors and crew leaders	11	32	\$5,196	-	-	\$0
NAICS 115116 Farm management services	78	304	\$5,794	-	-	\$0
NAICS 1152 Support activities for animal production	44	318	\$4,086	-	-	\$0
NAICS 11521 Support activities for animal production	44	318	\$4,086	-	-	\$0
NAICS 115210 Support activities for animal production	44	318	\$4,086	-	-	\$0
NAICS 1153 Support activities for forestry	4	8	\$2,669	-	-	\$0
NAICS 11531 Support activities for forestry	4	8	\$2,669	-	-	\$0
NAICS 115310 Support activities for forestry	4	8	\$2,669	-	-	\$0

United States Bureau of Labor Statistics. Quarterly Census of Employment and Wages. QCEW Data Files. Accessed: 6 December 2024.  
[www.bls.gov/cew/downloadable-data-files.htm](http://www.bls.gov/cew/downloadable-data-files.htm)

\* Quarterly Census of Employment and Wages (QCEW) are compiled from state unemployment insurance (UI) program reports. Data excludes self-employed owners, unpaid family members, and certain farm and domestic workers, including those who earned no wages during the entire applicable pay period.  
\*\* North American Industry Classification System (NAICS).



J. Hewlett-University of Wyoming, J.Tranel-Colorado State University,  
J. Parsons-University of Nebraska-Lincoln, and E. Dennis-University of Nebraska-Lincoln.

© All Rights Reserved.  
RightRisk.org. December 2024.



SECOND QUARTER, 2024 Bureau of Labor QCEW* Statistics - Average Values by NAICS** Industry, Private Ownership Only.	STATE: NEBRASKA			COUNTY: BANNER		
	2024-Q2 Average Establishments Count	2024-Q2 Average Employment Level	2024-Q2 Monthly Avg. Compensation	2024-Q2 Average Establishments Count	2024-Q2 Average Employment Level	2024-Q2 Monthly Avg. Compensation
	NAICS 11 Agriculture, forestry, fishing and hunting	2,586	15,327	\$4,125	5	-
NAICS 111 Crop production	1,251	4,858	\$3,809	3	-	\$0
NAICS 1111 Oilseed and grain farming	1,129	3,621	\$3,761	1	-	\$0
NAICS 11113 Dry pea and bean farming	-	-	\$0	-	-	\$0
NAICS 111130 Dry pea and bean farming	-	-	\$0	-	-	\$0
NAICS 11114 Wheat farming	6	15	\$3,649	-	-	\$0
NAICS 111140 Wheat farming	6	15	\$3,649	-	-	\$0
NAICS 11115 Corn farming	348	1,116	\$3,813	1	-	\$0
NAICS 111150 Corn farming	348	1,116	\$3,813	1	-	\$0
NAICS 11119 Other grain farming	769	2,476	\$3,740	-	-	\$0
NAICS 111191 Oilseed and grain combination farming	751	2,426	\$3,735	-	-	\$0
NAICS 111199 All other grain farming	18	50	\$3,883	-	-	\$0
NAICS 1112 Vegetable and melon farming	31	445	\$4,377	1	-	\$0
NAICS 11121 Vegetable and melon farming	31	445	\$4,377	1	-	\$0
NAICS 111211 Potato farming	16	316	\$4,749	-	-	\$0
NAICS 111219 Other vegetable (except potato) and melon farming	15	128	\$3,458	1	-	\$0
NAICS 1114 Greenhouse, nursery, and floriculture production	43	539	\$3,172	1	-	\$0
NAICS 11141 Food crops grown under cover	3	12	\$1,703	-	-	\$0
NAICS 111411 Mushroom production	-	-	\$0	-	-	\$0
NAICS 111419 Other food crops grown under cover	3	12	\$1,703	-	-	\$0
NAICS 11142 Nursery and floriculture production	40	527	\$3,207	1	-	\$0
NAICS 111421 Nursery and tree production	32	462	\$3,337	1	-	\$0
NAICS 111422 Floriculture production	8	66	\$2,275	-	-	\$0
NAICS 1119 Other crop farming	45	-	\$0	-	-	\$0
NAICS 11194 Hay farming	22	92	\$3,328	-	-	\$0
NAICS 111940 Hay farming	22	92	\$3,328	-	-	\$0
NAICS 11199 All other crop farming	23	-	\$0	-	-	\$0
NAICS 111991 Sugar beet farming	9	-	\$0	-	-	\$0
NAICS 111998 All other miscellaneous crop farming	14	54	\$3,350	-	-	\$0
NAICS 112 Animal production and aquaculture	996	8,538	\$4,078	2	-	\$0
NAICS 1121 Cattle ranching and farming	776	5,860	\$4,043	2	-	\$0
NAICS 11211 Beef cattle ranching and farming, including feedlots	733	5,182	\$4,056	2	-	\$0
NAICS 112111 Beef cattle ranching and farming	470	2,077	\$3,514	2	-	\$0
NAICS 112112 Cattle feedlots	263	3,106	\$4,420	-	-	\$0
NAICS 11212 Dairy cattle and milk production	43	678	\$3,935	-	-	\$0
NAICS 112120 Dairy cattle and milk production	43	678	\$3,935	-	-	\$0
NAICS 1122 Hog and pig farming	154	2,248	\$4,190	-	-	\$0
NAICS 11221 Hog and pig farming	154	2,248	\$4,190	-	-	\$0
NAICS 112210 Hog and pig farming	154	2,248	\$4,190	-	-	\$0
NAICS 1124 Sheep and goat farming	2	-	\$0	-	-	\$0
NAICS 11241 Sheep farming	2	-	\$0	-	-	\$0
NAICS 112410 Sheep farming	2	-	\$0	-	-	\$0
NAICS 1125 Aquaculture	6	-	\$0	-	-	\$0
NAICS 11251 Aquaculture	6	-	\$0	-	-	\$0
NAICS 112511 Finfish farming and fish hatcheries	6	-	\$0	-	-	\$0
NAICS 1129 Other animal production	30	140	\$3,995	-	-	\$0
NAICS 11291 Apiculture	4	-	\$0	-	-	\$0
NAICS 112910 Apiculture	4	-	\$0	-	-	\$0
NAICS 11292 Horses and other equine production	2	-	\$0	-	-	\$0
NAICS 112920 Horses and other equine production	2	-	\$0	-	-	\$0
NAICS 11299 All other animal production	24	126	\$4,017	-	-	\$0
NAICS 112990 All other animal production	24	126	\$4,017	-	-	\$0
NAICS 113 Forestry and logging	5	8	\$3,623	-	-	\$0
NAICS 1133 Logging	5	8	\$3,623	-	-	\$0
NAICS 11331 Logging	5	8	\$3,623	-	-	\$0
NAICS 113310 Logging	5	8	\$3,623	-	-	\$0
NAICS 114 Fishing, hunting and trapping	-	-	\$0	-	-	\$0
NAICS 1142 Hunting and trapping	-	-	\$0	-	-	\$0
NAICS 11421 Hunting and trapping	-	-	\$0	-	-	\$0
NAICS 114210 Hunting and trapping	-	-	\$0	-	-	\$0
NAICS 115 Support activities for agriculture and forestry	334	1,923	\$5,152	-	-	\$0
NAICS 1151 Support activities for crop production	286	1,597	\$5,378	-	-	\$0
NAICS 11511 Support activities for crop production	286	1,597	\$5,378	-	-	\$0
NAICS 115112 Soil preparation, planting, and cultivating	125	465	\$4,576	-	-	\$0
NAICS 115113 Crop harvesting, primarily by machine	42	137	\$4,411	-	-	\$0
NAICS 115114 Postharvest crop activities (except cotton ginning)	30	659	\$5,967	-	-	\$0
NAICS 115115 Farm labor contractors and crew leaders	11	32	\$5,196	-	-	\$0
NAICS 115116 Farm management services	78	304	\$5,794	-	-	\$0
NAICS 1152 Support activities for animal production	44	318	\$4,086	-	-	\$0
NAICS 11521 Support activities for animal production	44	318	\$4,086	-	-	\$0
NAICS 115210 Support activities for animal production	44	318	\$4,086	-	-	\$0
NAICS 1153 Support activities for forestry	4	8	\$2,669	-	-	\$0
NAICS 11531 Support activities for forestry	4	8	\$2,669	-	-	\$0
NAICS 115310 Support activities for forestry	4	8	\$2,669	-	-	\$0

United States Bureau of Labor Statistics. Quarterly Census of Employment and Wages. QCEW Data Files. Accessed: 6 December 2024.  
[www.bls.gov/cew/downloadable-data-files.htm](http://www.bls.gov/cew/downloadable-data-files.htm)

\* Quarterly Census of Employment and Wages (QCEW) are compiled from state unemployment insurance (UI) program reports. Data excludes self-employed owners, unpaid family members, and certain farm and domestic workers, including those who earned no wages during the entire applicable pay period.  
\*\* North American Industry Classification System (NAICS).



J. Hewlett-University of Wyoming, J.Tranel-Colorado State University,  
J. Parsons-University of Nebraska-Lincoln, and E. Dennis-University of Nebraska-Lincoln.

© All Rights Reserved.  
RightRisk.org. December 2024.

SECOND QUARTER, 2024 Bureau of Labor QCEW* Statistics - Average Values by NAICS** Industry, Private Ownership Only.	STATE: NEBRASKA			COUNTY: BLAINE		
	2024-Q2 Average Establishments Count	2024-Q2 Average Employment Level	2024-Q2 Monthly Avg. Compensation	2024-Q2 Average Establishments Count	2024-Q2 Average Employment Level	2024-Q2 Monthly Avg. Compensation
	NAICS 11 Agriculture, forestry, fishing and hunting	2,586	15,327	\$4,125	12	-
NAICS 111 Crop production	1,251	4,858	\$3,809	1	-	\$0
NAICS 1111 Oilseed and grain farming	1,129	3,621	\$3,761	1	-	\$0
NAICS 11113 Dry pea and bean farming	-	-	\$0	-	-	\$0
NAICS 111130 Dry pea and bean farming	-	-	\$0	-	-	\$0
NAICS 11114 Wheat farming	6	15	\$3,649	-	-	\$0
NAICS 111140 Wheat farming	6	15	\$3,649	-	-	\$0
NAICS 11115 Corn farming	348	1,116	\$3,813	-	-	\$0
NAICS 111150 Corn farming	348	1,116	\$3,813	-	-	\$0
NAICS 11119 Other grain farming	769	2,476	\$3,740	1	-	\$0
NAICS 111191 Oilseed and grain combination farming	751	2,426	\$3,735	1	-	\$0
NAICS 111199 All other grain farming	18	50	\$3,883	-	-	\$0
NAICS 1112 Vegetable and melon farming	31	445	\$4,377	-	-	\$0
NAICS 11121 Vegetable and melon farming	31	445	\$4,377	-	-	\$0
NAICS 111211 Potato farming	16	316	\$4,749	-	-	\$0
NAICS 111219 Other vegetable (except potato) and melon farming	15	128	\$3,458	-	-	\$0
NAICS 1114 Greenhouse, nursery, and floriculture production	43	539	\$3,172	-	-	\$0
NAICS 11141 Food crops grown under cover	3	12	\$1,703	-	-	\$0
NAICS 111411 Mushroom production	-	-	\$0	-	-	\$0
NAICS 111419 Other food crops grown under cover	3	12	\$1,703	-	-	\$0
NAICS 11142 Nursery and floriculture production	40	527	\$3,207	-	-	\$0
NAICS 111421 Nursery and tree production	32	462	\$3,337	-	-	\$0
NAICS 111422 Floriculture production	8	66	\$2,275	-	-	\$0
NAICS 1119 Other crop farming	45	-	\$0	-	-	\$0
NAICS 11194 Hay farming	22	92	\$3,328	-	-	\$0
NAICS 111940 Hay farming	22	92	\$3,328	-	-	\$0
NAICS 11199 All other crop farming	23	-	\$0	-	-	\$0
NAICS 111991 Sugar beet farming	9	-	\$0	-	-	\$0
NAICS 111998 All other miscellaneous crop farming	14	54	\$3,350	-	-	\$0
NAICS 112 Animal production and aquaculture	996	8,538	\$4,078	11	32	\$3,337
NAICS 1121 Cattle ranching and farming	776	5,860	\$4,043	11	32	\$3,337
NAICS 11211 Beef cattle ranching and farming, including feedlots	733	5,182	\$4,056	11	32	\$3,337
NAICS 112111 Beef cattle ranching and farming	470	2,077	\$3,514	10	-	\$0
NAICS 112112 Cattle feedlots	263	3,106	\$4,420	1	-	\$0
NAICS 11212 Dairy cattle and milk production	43	678	\$3,935	-	-	\$0
NAICS 112120 Dairy cattle and milk production	43	678	\$3,935	-	-	\$0
NAICS 1122 Hog and pig farming	154	2,248	\$4,190	-	-	\$0
NAICS 11221 Hog and pig farming	154	2,248	\$4,190	-	-	\$0
NAICS 112210 Hog and pig farming	154	2,248	\$4,190	-	-	\$0
NAICS 1124 Sheep and goat farming	2	-	\$0	-	-	\$0
NAICS 11241 Sheep farming	2	-	\$0	-	-	\$0
NAICS 112410 Sheep farming	2	-	\$0	-	-	\$0
NAICS 1125 Aquaculture	6	-	\$0	-	-	\$0
NAICS 11251 Aquaculture	6	-	\$0	-	-	\$0
NAICS 112511 Finfish farming and fish hatcheries	6	-	\$0	-	-	\$0
NAICS 1129 Other animal production	30	140	\$3,995	-	-	\$0
NAICS 11291 Apiculture	4	-	\$0	-	-	\$0
NAICS 112910 Apiculture	4	-	\$0	-	-	\$0
NAICS 11292 Horses and other equine production	2	-	\$0	-	-	\$0
NAICS 112920 Horses and other equine production	2	-	\$0	-	-	\$0
NAICS 11299 All other animal production	24	126	\$4,017	-	-	\$0
NAICS 112990 All other animal production	24	126	\$4,017	-	-	\$0
NAICS 113 Forestry and logging	5	8	\$3,623	-	-	\$0
NAICS 1133 Logging	5	8	\$3,623	-	-	\$0
NAICS 11331 Logging	5	8	\$3,623	-	-	\$0
NAICS 113310 Logging	5	8	\$3,623	-	-	\$0
NAICS 114 Fishing, hunting and trapping	-	-	\$0	-	-	\$0
NAICS 1142 Hunting and trapping	-	-	\$0	-	-	\$0
NAICS 11421 Hunting and trapping	-	-	\$0	-	-	\$0
NAICS 114210 Hunting and trapping	-	-	\$0	-	-	\$0
NAICS 115 Support activities for agriculture and forestry	334	1,923	\$5,152	-	-	\$0
NAICS 1151 Support activities for crop production	286	1,597	\$5,378	-	-	\$0
NAICS 11511 Support activities for crop production	286	1,597	\$5,378	-	-	\$0
NAICS 115112 Soil preparation, planting, and cultivating	125	465	\$4,576	-	-	\$0
NAICS 115113 Crop harvesting, primarily by machine	42	137	\$4,411	-	-	\$0
NAICS 115114 Postharvest crop activities (except cotton ginning)	30	659	\$5,967	-	-	\$0
NAICS 115115 Farm labor contractors and crew leaders	11	32	\$5,196	-	-	\$0
NAICS 115116 Farm management services	78	304	\$5,794	-	-	\$0
NAICS 1152 Support activities for animal production	44	318	\$4,086	-	-	\$0
NAICS 11521 Support activities for animal production	44	318	\$4,086	-	-	\$0
NAICS 115210 Support activities for animal production	44	318	\$4,086	-	-	\$0
NAICS 1153 Support activities for forestry	4	8	\$2,669	-	-	\$0
NAICS 11531 Support activities for forestry	4	8	\$2,669	-	-	\$0
NAICS 115310 Support activities for forestry	4	8	\$2,669	-	-	\$0

United States Bureau of Labor Statistics. Quarterly Census of Employment and Wages. QCEW Data Files. Accessed: 6 December 2024.  
[www.bls.gov/cew/downloadable-data-files.htm](http://www.bls.gov/cew/downloadable-data-files.htm)

\* Quarterly Census of Employment and Wages (QCEW) are compiled from state unemployment insurance (UI) program reports. Data excludes self-employed owners, unpaid family members, and certain farm and domestic workers, including those who earned no wages during the entire applicable pay period.  
\*\* North American Industry Classification System (NAICS).



J. Hewlett-University of Wyoming, J.Tranel-Colorado State University,  
J. Parsons-University of Nebraska-Lincoln, and E. Dennis-University of Nebraska-Lincoln.

© All Rights Reserved.  
RightRisk.org. December 2024.

SECOND QUARTER, 2024 Bureau of Labor QCEW* Statistics - Average Values by NAICS** Industry, Private Ownership Only.	STATE: NEBRASKA			COUNTY: BOONE		
	2024-Q2 Average Establishments Count	2024-Q2 Average Employment Level	2024-Q2 Monthly Avg. Compensation	2024-Q2 Average Establishments Count	2024-Q2 Average Employment Level	2024-Q2 Monthly Avg. Compensation
	NAICS 11 Agriculture, forestry, fishing and hunting	2,586	15,327	\$4,125	52	368
NAICS 111 Crop production	1,251	4,858	\$3,809	24	-	\$0
NAICS 1111 Oilseed and grain farming	1,129	3,621	\$3,761	23	73	\$3,917
NAICS 11113 Dry pea and bean farming	-	-	\$0	-	-	\$0
NAICS 111130 Dry pea and bean farming	-	-	\$0	-	-	\$0
NAICS 11114 Wheat farming	6	15	\$3,649	-	-	\$0
NAICS 111140 Wheat farming	6	15	\$3,649	-	-	\$0
NAICS 11115 Corn farming	348	1,116	\$3,813	10	24	\$5,456
NAICS 111150 Corn farming	348	1,116	\$3,813	10	24	\$5,456
NAICS 11119 Other grain farming	769	2,476	\$3,740	13	49	\$3,163
NAICS 111191 Oilseed and grain combination farming	751	2,426	\$3,735	12	-	\$0
NAICS 111199 All other grain farming	18	50	\$3,883	1	-	\$0
NAICS 1112 Vegetable and melon farming	31	445	\$4,377	-	-	\$0
NAICS 11121 Vegetable and melon farming	31	445	\$4,377	-	-	\$0
NAICS 111211 Potato farming	16	316	\$4,749	-	-	\$0
NAICS 111219 Other vegetable (except potato) and melon farming	15	128	\$3,458	-	-	\$0
NAICS 1114 Greenhouse, nursery, and floriculture production	43	539	\$3,172	-	-	\$0
NAICS 11141 Food crops grown under cover	3	12	\$1,703	-	-	\$0
NAICS 111411 Mushroom production	-	-	\$0	-	-	\$0
NAICS 111419 Other food crops grown under cover	3	12	\$1,703	-	-	\$0
NAICS 11142 Nursery and floriculture production	40	527	\$3,207	-	-	\$0
NAICS 111421 Nursery and tree production	32	462	\$3,337	-	-	\$0
NAICS 111422 Floriculture production	8	66	\$2,275	-	-	\$0
NAICS 1119 Other crop farming	45	-	\$0	1	-	\$0
NAICS 11194 Hay farming	22	92	\$3,328	1	-	\$0
NAICS 111940 Hay farming	22	92	\$3,328	1	-	\$0
NAICS 11199 All other crop farming	23	-	\$0	-	-	\$0
NAICS 111991 Sugar beet farming	9	-	\$0	-	-	\$0
NAICS 111998 All other miscellaneous crop farming	14	54	\$3,350	-	-	\$0
NAICS 112 Animal production and aquaculture	996	8,538	\$4,078	25	288	\$4,372
NAICS 1121 Cattle ranching and farming	776	5,860	\$4,043	8	157	\$4,632
NAICS 11211 Beef cattle ranching and farming, including feedlots	733	5,182	\$4,056	8	157	\$4,632
NAICS 112111 Beef cattle ranching and farming	470	2,077	\$3,514	3	16	\$3,722
NAICS 112112 Cattle feedlots	263	3,106	\$4,420	5	141	\$4,732
NAICS 11212 Dairy cattle and milk production	43	678	\$3,935	-	-	\$0
NAICS 112120 Dairy cattle and milk production	43	678	\$3,935	-	-	\$0
NAICS 1122 Hog and pig farming	154	2,248	\$4,190	16	-	\$0
NAICS 11221 Hog and pig farming	154	2,248	\$4,190	16	-	\$0
NAICS 112210 Hog and pig farming	154	2,248	\$4,190	16	-	\$0
NAICS 1124 Sheep and goat farming	2	-	\$0	-	-	\$0
NAICS 11241 Sheep farming	2	-	\$0	-	-	\$0
NAICS 112410 Sheep farming	2	-	\$0	-	-	\$0
NAICS 1125 Aquaculture	6	-	\$0	-	-	\$0
NAICS 11251 Aquaculture	6	-	\$0	-	-	\$0
NAICS 112511 Finfish farming and fish hatcheries	6	-	\$0	-	-	\$0
NAICS 1129 Other animal production	30	140	\$3,995	1	-	\$0
NAICS 11291 Apiculture	4	-	\$0	1	-	\$0
NAICS 112910 Apiculture	4	-	\$0	1	-	\$0
NAICS 11292 Horses and other equine production	2	-	\$0	-	-	\$0
NAICS 112920 Horses and other equine production	2	-	\$0	-	-	\$0
NAICS 11299 All other animal production	24	126	\$4,017	-	-	\$0
NAICS 112990 All other animal production	24	126	\$4,017	-	-	\$0
NAICS 113 Forestry and logging	5	8	\$3,623	-	-	\$0
NAICS 1133 Logging	5	8	\$3,623	-	-	\$0
NAICS 11331 Logging	5	8	\$3,623	-	-	\$0
NAICS 113310 Logging	5	8	\$3,623	-	-	\$0
NAICS 114 Fishing, hunting and trapping	-	-	\$0	-	-	\$0
NAICS 1142 Hunting and trapping	-	-	\$0	-	-	\$0
NAICS 11421 Hunting and trapping	-	-	\$0	-	-	\$0
NAICS 114210 Hunting and trapping	-	-	\$0	-	-	\$0
NAICS 115 Support activities for agriculture and forestry	334	1,923	\$5,152	3	-	\$0
NAICS 1151 Support activities for crop production	286	1,597	\$5,378	3	-	\$0
NAICS 11511 Support activities for crop production	286	1,597	\$5,378	3	-	\$0
NAICS 115112 Soil preparation, planting, and cultivating	125	465	\$4,576	1	-	\$0
NAICS 115113 Crop harvesting, primarily by machine	42	137	\$4,411	2	-	\$0
NAICS 115114 Postharvest crop activities (except cotton ginning)	30	659	\$5,967	-	-	\$0
NAICS 115115 Farm labor contractors and crew leaders	11	32	\$5,196	-	-	\$0
NAICS 115116 Farm management services	78	304	\$5,794	-	-	\$0
NAICS 1152 Support activities for animal production	44	318	\$4,086	-	-	\$0
NAICS 11521 Support activities for animal production	44	318	\$4,086	-	-	\$0
NAICS 115210 Support activities for animal production	44	318	\$4,086	-	-	\$0
NAICS 1153 Support activities for forestry	4	8	\$2,669	-	-	\$0
NAICS 11531 Support activities for forestry	4	8	\$2,669	-	-	\$0
NAICS 115310 Support activities for forestry	4	8	\$2,669	-	-	\$0

United States Bureau of Labor Statistics. Quarterly Census of Employment and Wages. QCEW Data Files. Accessed: 6 December 2024.  
[www.bls.gov/cew/downloadable-data-files.htm](http://www.bls.gov/cew/downloadable-data-files.htm)

\* Quarterly Census of Employment and Wages (QCEW) are compiled from state unemployment insurance (UI) program reports. Data excludes self-employed owners, unpaid family members, and certain farm and domestic workers, including those who earned no wages during the entire applicable pay period.  
\*\* North American Industry Classification System (NAICS).



J. Hewlett-University of Wyoming, J.Tranel-Colorado State University,  
J. Parsons-University of Nebraska-Lincoln, and E. Dennis-University of Nebraska-Lincoln.

© All Rights Reserved.  
RightRisk.org. December 2024.



SECOND QUARTER, 2024 Bureau of Labor QCEW* Statistics - Average Values by NAICS** Industry, Private Ownership Only.	STATE: NEBRASKA			COUNTY: BOX BUTTE		
	2024-Q2 Average Establishments Count	2024-Q2 Average Employment Level	2024-Q2 Monthly Avg. Compensation	2024-Q2 Average Establishments Count	2024-Q2 Average Employment Level	2024-Q2 Monthly Avg. Compensation
	NAICS 11 Agriculture, forestry, fishing and hunting	2,586	15,327	\$4,125	43	240
NAICS 111 Crop production	1,251	4,858	\$3,809	30	158	\$4,901
NAICS 1111 Oilseed and grain farming	1,129	3,621	\$3,761	24	76	\$3,328
NAICS 11113 Dry pea and bean farming	-	-	\$0	-	-	\$0
NAICS 111130 Dry pea and bean farming	-	-	\$0	-	-	\$0
NAICS 11114 Wheat farming	6	15	\$3,649	2	-	\$0
NAICS 111140 Wheat farming	6	15	\$3,649	2	-	\$0
NAICS 11115 Corn farming	348	1,116	\$3,813	2	-	\$0
NAICS 111150 Corn farming	348	1,116	\$3,813	2	-	\$0
NAICS 11119 Other grain farming	769	2,476	\$3,740	20	65	\$3,211
NAICS 111191 Oilseed and grain combination farming	751	2,426	\$3,735	20	65	\$3,211
NAICS 111199 All other grain farming	18	50	\$3,883	-	-	\$0
NAICS 1112 Vegetable and melon farming	31	445	\$4,377	2	-	\$0
NAICS 11121 Vegetable and melon farming	31	445	\$4,377	2	-	\$0
NAICS 111211 Potato farming	16	316	\$4,749	2	-	\$0
NAICS 111219 Other vegetable (except potato) and melon farming	15	128	\$3,458	-	-	\$0
NAICS 1114 Greenhouse, nursery, and floriculture production	43	539	\$3,172	-	-	\$0
NAICS 11141 Food crops grown under cover	3	12	\$1,703	-	-	\$0
NAICS 111411 Mushroom production	-	-	\$0	-	-	\$0
NAICS 111419 Other food crops grown under cover	3	12	\$1,703	-	-	\$0
NAICS 11142 Nursery and floriculture production	40	527	\$3,207	-	-	\$0
NAICS 111421 Nursery and tree production	32	462	\$3,337	-	-	\$0
NAICS 111422 Floriculture production	8	66	\$2,275	-	-	\$0
NAICS 1119 Other crop farming	45	-	\$0	4	-	\$0
NAICS 11194 Hay farming	22	92	\$3,328	1	-	\$0
NAICS 111940 Hay farming	22	92	\$3,328	1	-	\$0
NAICS 11199 All other crop farming	23	-	\$0	3	11	\$3,852
NAICS 111991 Sugar beet farming	9	-	\$0	3	11	\$3,852
NAICS 111998 All other miscellaneous crop farming	14	54	\$3,350	-	-	\$0
NAICS 112 Animal production and aquaculture	996	8,538	\$4,078	10	-	\$0
NAICS 1121 Cattle ranching and farming	776	5,860	\$4,043	10	-	\$0
NAICS 11211 Beef cattle ranching and farming, including feedlots	733	5,182	\$4,056	10	-	\$0
NAICS 112111 Beef cattle ranching and farming	470	2,077	\$3,514	7	50	\$4,056
NAICS 112112 Cattle feedlots	263	3,106	\$4,420	3	-	\$0
NAICS 11212 Dairy cattle and milk production	43	678	\$3,935	-	-	\$0
NAICS 112120 Dairy cattle and milk production	43	678	\$3,935	-	-	\$0
NAICS 1122 Hog and pig farming	154	2,248	\$4,190	-	-	\$0
NAICS 11221 Hog and pig farming	154	2,248	\$4,190	-	-	\$0
NAICS 112210 Hog and pig farming	154	2,248	\$4,190	-	-	\$0
NAICS 1124 Sheep and goat farming	2	-	\$0	-	-	\$0
NAICS 11241 Sheep farming	2	-	\$0	-	-	\$0
NAICS 112410 Sheep farming	2	-	\$0	-	-	\$0
NAICS 1125 Aquaculture	6	-	\$0	-	-	\$0
NAICS 11251 Aquaculture	6	-	\$0	-	-	\$0
NAICS 112511 Finfish farming and fish hatcheries	6	-	\$0	-	-	\$0
NAICS 1129 Other animal production	30	140	\$3,995	-	-	\$0
NAICS 11291 Apiculture	4	-	\$0	-	-	\$0
NAICS 112910 Apiculture	4	-	\$0	-	-	\$0
NAICS 11292 Horses and other equine production	2	-	\$0	-	-	\$0
NAICS 112920 Horses and other equine production	2	-	\$0	-	-	\$0
NAICS 11299 All other animal production	24	126	\$4,017	-	-	\$0
NAICS 112990 All other animal production	24	126	\$4,017	-	-	\$0
NAICS 113 Forestry and logging	5	8	\$3,623	-	-	\$0
NAICS 1133 Logging	5	8	\$3,623	-	-	\$0
NAICS 11331 Logging	5	8	\$3,623	-	-	\$0
NAICS 113310 Logging	5	8	\$3,623	-	-	\$0
NAICS 114 Fishing, hunting and trapping	-	-	\$0	-	-	\$0
NAICS 1142 Hunting and trapping	-	-	\$0	-	-	\$0
NAICS 11421 Hunting and trapping	-	-	\$0	-	-	\$0
NAICS 114210 Hunting and trapping	-	-	\$0	-	-	\$0
NAICS 115 Support activities for agriculture and forestry	334	1,923	\$5,152	3	-	\$0
NAICS 1151 Support activities for crop production	286	1,597	\$5,378	3	-	\$0
NAICS 11511 Support activities for crop production	286	1,597	\$5,378	3	-	\$0
NAICS 115112 Soil preparation, planting, and cultivating	125	465	\$4,576	1	-	\$0
NAICS 115113 Crop harvesting, primarily by machine	42	137	\$4,411	-	-	\$0
NAICS 115114 Postharvest crop activities (except cotton ginning)	30	659	\$5,967	1	-	\$0
NAICS 115115 Farm labor contractors and crew leaders	11	32	\$5,196	-	-	\$0
NAICS 115116 Farm management services	78	304	\$5,794	1	-	\$0
NAICS 1152 Support activities for animal production	44	318	\$4,086	-	-	\$0
NAICS 11521 Support activities for animal production	44	318	\$4,086	-	-	\$0
NAICS 115210 Support activities for animal production	44	318	\$4,086	-	-	\$0
NAICS 1153 Support activities for forestry	4	8	\$2,669	-	-	\$0
NAICS 11531 Support activities for forestry	4	8	\$2,669	-	-	\$0
NAICS 115310 Support activities for forestry	4	8	\$2,669	-	-	\$0

United States Bureau of Labor Statistics. Quarterly Census of Employment and Wages. QCEW Data Files. Accessed: 6 December 2024.  
[www.bls.gov/cew/downloadable-data-files.htm](https://www.bls.gov/cew/downloadable-data-files.htm)

\* Quarterly Census of Employment and Wages (QCEW) are compiled from state unemployment insurance (UI) program reports. Data excludes self-employed owners, unpaid family members, and certain farm and domestic workers, including those who earned no wages during the entire applicable pay period.  
\*\* North American Industry Classification System (NAICS).



J. Hewlett-University of Wyoming, J.Tranel-Colorado State University,  
J. Parsons-University of Nebraska-Lincoln, and E. Dennis-University of Nebraska-Lincoln.

© All Rights Reserved.  
RightRisk.org. December 2024.

SECOND QUARTER, 2024 Bureau of Labor QCEW* Statistics - Average Values by NAICS** Industry, Private Ownership Only.	STATE: NEBRASKA			COUNTY: BOYD		
	2024-Q2 Average Establishments Count	2024-Q2 Average Employment Level	2024-Q2 Monthly Avg. Compensation	2024-Q2 Average Establishments Count	2024-Q2 Average Employment Level	2024-Q2 Monthly Avg. Compensation
	NAICS 11 Agriculture, forestry, fishing and hunting	2,586	15,327	\$4,125	11	-
NAICS 111 Crop production	1,251	4,858	\$3,809	3	-	\$0
NAICS 1111 Oilseed and grain farming	1,129	3,621	\$3,761	1	-	\$0
NAICS 11113 Dry pea and bean farming	-	-	\$0	-	-	\$0
NAICS 111130 Dry pea and bean farming	-	-	\$0	-	-	\$0
NAICS 11114 Wheat farming	6	15	\$3,649	-	-	\$0
NAICS 111140 Wheat farming	6	15	\$3,649	-	-	\$0
NAICS 11115 Corn farming	348	1,116	\$3,813	-	-	\$0
NAICS 111150 Corn farming	348	1,116	\$3,813	-	-	\$0
NAICS 11119 Other grain farming	769	2,476	\$3,740	1	-	\$0
NAICS 111191 Oilseed and grain combination farming	751	2,426	\$3,735	1	-	\$0
NAICS 111199 All other grain farming	18	50	\$3,883	-	-	\$0
NAICS 1112 Vegetable and melon farming	31	445	\$4,377	-	-	\$0
NAICS 11121 Vegetable and melon farming	31	445	\$4,377	-	-	\$0
NAICS 111211 Potato farming	16	316	\$4,749	-	-	\$0
NAICS 111219 Other vegetable (except potato) and melon farming	15	128	\$3,458	-	-	\$0
NAICS 1114 Greenhouse, nursery, and floriculture production	43	539	\$3,172	1	-	\$0
NAICS 11141 Food crops grown under cover	3	12	\$1,703	-	-	\$0
NAICS 111411 Mushroom production	-	-	\$0	-	-	\$0
NAICS 111419 Other food crops grown under cover	3	12	\$1,703	-	-	\$0
NAICS 11142 Nursery and floriculture production	40	527	\$3,207	1	-	\$0
NAICS 111421 Nursery and tree production	32	462	\$3,337	-	-	\$0
NAICS 111422 Floriculture production	8	66	\$2,275	1	-	\$0
NAICS 1119 Other crop farming	45	-	\$0	1	-	\$0
NAICS 11194 Hay farming	22	92	\$3,328	1	-	\$0
NAICS 111940 Hay farming	22	92	\$3,328	1	-	\$0
NAICS 11199 All other crop farming	23	-	\$0	-	-	\$0
NAICS 111991 Sugar beet farming	9	-	\$0	-	-	\$0
NAICS 111998 All other miscellaneous crop farming	14	54	\$3,350	-	-	\$0
NAICS 112 Animal production and aquaculture	996	8,538	\$4,078	8	39	\$3,514
NAICS 1121 Cattle ranching and farming	776	5,860	\$4,043	8	39	\$3,514
NAICS 11211 Beef cattle ranching and farming, including feedlots	733	5,182	\$4,056	8	39	\$3,514
NAICS 112111 Beef cattle ranching and farming	470	2,077	\$3,514	4	17	\$3,215
NAICS 112112 Cattle feedlots	263	3,106	\$4,420	4	22	\$3,748
NAICS 11212 Dairy cattle and milk production	43	678	\$3,935	-	-	\$0
NAICS 112120 Dairy cattle and milk production	43	678	\$3,935	-	-	\$0
NAICS 1122 Hog and pig farming	154	2,248	\$4,190	-	-	\$0
NAICS 11221 Hog and pig farming	154	2,248	\$4,190	-	-	\$0
NAICS 112210 Hog and pig farming	154	2,248	\$4,190	-	-	\$0
NAICS 1124 Sheep and goat farming	2	-	\$0	-	-	\$0
NAICS 11241 Sheep farming	2	-	\$0	-	-	\$0
NAICS 112410 Sheep farming	2	-	\$0	-	-	\$0
NAICS 1125 Aquaculture	6	-	\$0	-	-	\$0
NAICS 11251 Aquaculture	6	-	\$0	-	-	\$0
NAICS 112511 Finfish farming and fish hatcheries	6	-	\$0	-	-	\$0
NAICS 1129 Other animal production	30	140	\$3,995	-	-	\$0
NAICS 11291 Apiculture	4	-	\$0	-	-	\$0
NAICS 112910 Apiculture	4	-	\$0	-	-	\$0
NAICS 11292 Horses and other equine production	2	-	\$0	-	-	\$0
NAICS 112920 Horses and other equine production	2	-	\$0	-	-	\$0
NAICS 11299 All other animal production	24	126	\$4,017	-	-	\$0
NAICS 112990 All other animal production	24	126	\$4,017	-	-	\$0
NAICS 113 Forestry and logging	5	8	\$3,623	-	-	\$0
NAICS 1133 Logging	5	8	\$3,623	-	-	\$0
NAICS 11331 Logging	5	8	\$3,623	-	-	\$0
NAICS 113310 Logging	5	8	\$3,623	-	-	\$0
NAICS 114 Fishing, hunting and trapping	-	-	\$0	-	-	\$0
NAICS 1142 Hunting and trapping	-	-	\$0	-	-	\$0
NAICS 11421 Hunting and trapping	-	-	\$0	-	-	\$0
NAICS 114210 Hunting and trapping	-	-	\$0	-	-	\$0
NAICS 115 Support activities for agriculture and forestry	334	1,923	\$5,152	-	-	\$0
NAICS 1151 Support activities for crop production	286	1,597	\$5,378	-	-	\$0
NAICS 11511 Support activities for crop production	286	1,597	\$5,378	-	-	\$0
NAICS 115112 Soil preparation, planting, and cultivating	125	465	\$4,576	-	-	\$0
NAICS 115113 Crop harvesting, primarily by machine	42	137	\$4,411	-	-	\$0
NAICS 115114 Postharvest crop activities (except cotton ginning)	30	659	\$5,967	-	-	\$0
NAICS 115115 Farm labor contractors and crew leaders	11	32	\$5,196	-	-	\$0
NAICS 115116 Farm management services	78	304	\$5,794	-	-	\$0
NAICS 1152 Support activities for animal production	44	318	\$4,086	-	-	\$0
NAICS 11521 Support activities for animal production	44	318	\$4,086	-	-	\$0
NAICS 115210 Support activities for animal production	44	318	\$4,086	-	-	\$0
NAICS 1153 Support activities for forestry	4	8	\$2,669	-	-	\$0
NAICS 11531 Support activities for forestry	4	8	\$2,669	-	-	\$0
NAICS 115310 Support activities for forestry	4	8	\$2,669	-	-	\$0

United States Bureau of Labor Statistics. Quarterly Census of Employment and Wages. QCEW Data Files. Accessed: 6 December 2024.  
[www.bls.gov/cew/downloadable-data-files.htm](http://www.bls.gov/cew/downloadable-data-files.htm)

\* Quarterly Census of Employment and Wages (QCEW) are compiled from state unemployment insurance (UI) program reports. Data excludes self-employed owners, unpaid family members, and certain farm and domestic workers, including those who earned no wages during the entire applicable pay period.  
\*\* North American Industry Classification System (NAICS).



J. Hewlett-University of Wyoming, J.Tranel-Colorado State University,  
J. Parsons-University of Nebraska-Lincoln, and E. Dennis-University of Nebraska-Lincoln.

© All Rights Reserved.  
RightRisk.org. December 2024.



SECOND QUARTER, 2024 Bureau of Labor QCEW* Statistics - Average Values by NAICS** Industry, Private Ownership Only.	STATE: NEBRASKA			COUNTY: BROWN		
	2024-Q2 Average Establishments Count	2024-Q2 Average Employment Level	2024-Q2 Monthly Avg. Compensation	2024-Q2 Average Establishments Count	2024-Q2 Average Employment Level	2024-Q2 Monthly Avg. Compensation
	NAICS 11 Agriculture, forestry, fishing and hunting	2,586	15,327	\$4,125	15	259
NAICS 111 Crop production	1,251	4,858	\$3,809	7	13	\$4,264
NAICS 1111 Oilseed and grain farming	1,129	3,621	\$3,761	7	13	\$4,264
NAICS 11113 Dry pea and bean farming	-	-	\$0	-	-	\$0
NAICS 111130 Dry pea and bean farming	-	-	\$0	-	-	\$0
NAICS 11114 Wheat farming	6	15	\$3,649	-	-	\$0
NAICS 111140 Wheat farming	6	15	\$3,649	-	-	\$0
NAICS 11115 Corn farming	348	1,116	\$3,813	2	-	\$0
NAICS 111150 Corn farming	348	1,116	\$3,813	2	-	\$0
NAICS 11119 Other grain farming	769	2,476	\$3,740	5	-	\$0
NAICS 111191 Oilseed and grain combination farming	751	2,426	\$3,735	5	-	\$0
NAICS 111199 All other grain farming	18	50	\$3,883	-	-	\$0
NAICS 1112 Vegetable and melon farming	31	445	\$4,377	-	-	\$0
NAICS 11121 Vegetable and melon farming	31	445	\$4,377	-	-	\$0
NAICS 111211 Potato farming	16	316	\$4,749	-	-	\$0
NAICS 111219 Other vegetable (except potato) and melon farming	15	128	\$3,458	-	-	\$0
NAICS 1114 Greenhouse, nursery, and floriculture production	43	539	\$3,172	-	-	\$0
NAICS 11141 Food crops grown under cover	3	12	\$1,703	-	-	\$0
NAICS 111411 Mushroom production	-	-	\$0	-	-	\$0
NAICS 111419 Other food crops grown under cover	3	12	\$1,703	-	-	\$0
NAICS 11142 Nursery and floriculture production	40	527	\$3,207	-	-	\$0
NAICS 111421 Nursery and tree production	32	462	\$3,337	-	-	\$0
NAICS 111422 Floriculture production	8	66	\$2,275	-	-	\$0
NAICS 1119 Other crop farming	45	-	\$0	-	-	\$0
NAICS 11194 Hay farming	22	92	\$3,328	-	-	\$0
NAICS 111940 Hay farming	22	92	\$3,328	-	-	\$0
NAICS 11199 All other crop farming	23	-	\$0	-	-	\$0
NAICS 111991 Sugar beet farming	9	-	\$0	-	-	\$0
NAICS 111998 All other miscellaneous crop farming	14	54	\$3,350	-	-	\$0
NAICS 112 Animal production and aquaculture	996	8,538	\$4,078	8	246	\$4,359
NAICS 1121 Cattle ranching and farming	776	5,860	\$4,043	6	-	\$0
NAICS 11211 Beef cattle ranching and farming, including feedlots	733	5,182	\$4,056	6	-	\$0
NAICS 112111 Beef cattle ranching and farming	470	2,077	\$3,514	2	-	\$0
NAICS 112112 Cattle feedlots	263	3,106	\$4,420	4	66	\$4,186
NAICS 11212 Dairy cattle and milk production	43	678	\$3,935	-	-	\$0
NAICS 112120 Dairy cattle and milk production	43	678	\$3,935	-	-	\$0
NAICS 1122 Hog and pig farming	154	2,248	\$4,190	2	-	\$0
NAICS 11221 Hog and pig farming	154	2,248	\$4,190	2	-	\$0
NAICS 112210 Hog and pig farming	154	2,248	\$4,190	2	-	\$0
NAICS 1124 Sheep and goat farming	2	-	\$0	-	-	\$0
NAICS 11241 Sheep farming	2	-	\$0	-	-	\$0
NAICS 112410 Sheep farming	2	-	\$0	-	-	\$0
NAICS 1125 Aquaculture	6	-	\$0	-	-	\$0
NAICS 11251 Aquaculture	6	-	\$0	-	-	\$0
NAICS 112511 Finfish farming and fish hatcheries	6	-	\$0	-	-	\$0
NAICS 1129 Other animal production	30	140	\$3,995	-	-	\$0
NAICS 11291 Apiculture	4	-	\$0	-	-	\$0
NAICS 112910 Apiculture	4	-	\$0	-	-	\$0
NAICS 11292 Horses and other equine production	2	-	\$0	-	-	\$0
NAICS 112920 Horses and other equine production	2	-	\$0	-	-	\$0
NAICS 11299 All other animal production	24	126	\$4,017	-	-	\$0
NAICS 112990 All other animal production	24	126	\$4,017	-	-	\$0
NAICS 113 Forestry and logging	5	8	\$3,623	-	-	\$0
NAICS 1133 Logging	5	8	\$3,623	-	-	\$0
NAICS 11331 Logging	5	8	\$3,623	-	-	\$0
NAICS 113310 Logging	5	8	\$3,623	-	-	\$0
NAICS 114 Fishing, hunting and trapping	-	-	\$0	-	-	\$0
NAICS 1142 Hunting and trapping	-	-	\$0	-	-	\$0
NAICS 11421 Hunting and trapping	-	-	\$0	-	-	\$0
NAICS 114210 Hunting and trapping	-	-	\$0	-	-	\$0
NAICS 115 Support activities for agriculture and forestry	334	1,923	\$5,152	-	-	\$0
NAICS 1151 Support activities for crop production	286	1,597	\$5,378	-	-	\$0
NAICS 11511 Support activities for crop production	286	1,597	\$5,378	-	-	\$0
NAICS 115112 Soil preparation, planting, and cultivating	125	465	\$4,576	-	-	\$0
NAICS 115113 Crop harvesting, primarily by machine	42	137	\$4,411	-	-	\$0
NAICS 115114 Postharvest crop activities (except cotton ginning)	30	659	\$5,967	-	-	\$0
NAICS 115115 Farm labor contractors and crew leaders	11	32	\$5,196	-	-	\$0
NAICS 115116 Farm management services	78	304	\$5,794	-	-	\$0
NAICS 1152 Support activities for animal production	44	318	\$4,086	-	-	\$0
NAICS 11521 Support activities for animal production	44	318	\$4,086	-	-	\$0
NAICS 115210 Support activities for animal production	44	318	\$4,086	-	-	\$0
NAICS 1153 Support activities for forestry	4	8	\$2,669	-	-	\$0
NAICS 11531 Support activities for forestry	4	8	\$2,669	-	-	\$0
NAICS 115310 Support activities for forestry	4	8	\$2,669	-	-	\$0

United States Bureau of Labor Statistics. Quarterly Census of Employment and Wages. QCEW Data Files. Accessed: 6 December 2024.  
[www.bls.gov/cew/downloadable-data-files.htm](http://www.bls.gov/cew/downloadable-data-files.htm)

\* Quarterly Census of Employment and Wages (QCEW) are compiled from state unemployment insurance (UI) program reports. Data excludes self-employed owners, unpaid family members, and certain farm and domestic workers, including those who earned no wages during the entire applicable pay period.  
\*\* North American Industry Classification System (NAICS).



J. Hewlett-University of Wyoming, J.Tranel-Colorado State University,  
J. Parsons-University of Nebraska-Lincoln, and E. Dennis-University of Nebraska-Lincoln.

© All Rights Reserved.  
RightRisk.org. December 2024.

SECOND QUARTER, 2024 Bureau of Labor QCEW* Statistics - Average Values by NAICS** Industry, Private Ownership Only.	STATE: NEBRASKA			COUNTY: BUFFALO		
	2024-Q2 Average Establishments Count	2024-Q2 Average Employment Level	2024-Q2 Monthly Avg. Compensation	2024-Q2 Average Establishments Count	2024-Q2 Average Employment Level	2024-Q2 Monthly Avg. Compensation
	NAICS 11 Agriculture, forestry, fishing and hunting	2,586	15,327	\$4,125	73	420
NAICS 111 Crop production	1,251	4,858	\$3,809	43	170	\$3,614
NAICS 1111 Oilseed and grain farming	1,129	3,621	\$3,761	40	136	\$3,753
NAICS 11113 Dry pea and bean farming	-	-	\$0	-	-	\$0
NAICS 111130 Dry pea and bean farming	-	-	\$0	-	-	\$0
NAICS 11114 Wheat farming	6	15	\$3,649	-	-	\$0
NAICS 111140 Wheat farming	6	15	\$3,649	-	-	\$0
NAICS 11115 Corn farming	348	1,116	\$3,813	17	57	\$2,825
NAICS 111150 Corn farming	348	1,116	\$3,813	17	57	\$2,825
NAICS 11119 Other grain farming	769	2,476	\$3,740	23	78	\$4,429
NAICS 111191 Oilseed and grain combination farming	751	2,426	\$3,735	23	78	\$4,429
NAICS 111199 All other grain farming	18	50	\$3,883	-	-	\$0
NAICS 1112 Vegetable and melon farming	31	445	\$4,377	-	-	\$0
NAICS 11121 Vegetable and melon farming	31	445	\$4,377	-	-	\$0
NAICS 111211 Potato farming	16	316	\$4,749	-	-	\$0
NAICS 111219 Other vegetable (except potato) and melon farming	15	128	\$3,458	-	-	\$0
NAICS 1114 Greenhouse, nursery, and floriculture production	43	539	\$3,172	-	-	\$0
NAICS 11141 Food crops grown under cover	3	12	\$1,703	-	-	\$0
NAICS 111411 Mushroom production	-	-	\$0	-	-	\$0
NAICS 111419 Other food crops grown under cover	3	12	\$1,703	-	-	\$0
NAICS 11142 Nursery and floriculture production	40	527	\$3,207	-	-	\$0
NAICS 111421 Nursery and tree production	32	462	\$3,337	-	-	\$0
NAICS 111422 Floriculture production	8	66	\$2,275	-	-	\$0
NAICS 1119 Other crop farming	45	-	\$0	3	34	\$3,055
NAICS 11194 Hay farming	22	92	\$3,328	-	-	\$0
NAICS 111940 Hay farming	22	92	\$3,328	-	-	\$0
NAICS 11199 All other crop farming	23	-	\$0	3	34	\$3,055
NAICS 111991 Sugar beet farming	9	-	\$0	-	-	\$0
NAICS 111998 All other miscellaneous crop farming	14	54	\$3,350	3	34	\$3,055
NAICS 112 Animal production and aquaculture	996	8,538	\$4,078	16	108	\$4,381
NAICS 1121 Cattle ranching and farming	776	5,860	\$4,043	15	-	\$0
NAICS 11211 Beef cattle ranching and farming, including feedlots	733	5,182	\$4,056	13	50	\$4,892
NAICS 112111 Beef cattle ranching and farming	470	2,077	\$3,514	10	16	\$3,701
NAICS 112112 Cattle feedlots	263	3,106	\$4,420	3	34	\$5,451
NAICS 11212 Dairy cattle and milk production	43	678	\$3,935	2	-	\$0
NAICS 112120 Dairy cattle and milk production	43	678	\$3,935	2	-	\$0
NAICS 1122 Hog and pig farming	154	2,248	\$4,190	-	-	\$0
NAICS 11221 Hog and pig farming	154	2,248	\$4,190	-	-	\$0
NAICS 112210 Hog and pig farming	154	2,248	\$4,190	-	-	\$0
NAICS 1124 Sheep and goat farming	2	-	\$0	-	-	\$0
NAICS 11241 Sheep farming	2	-	\$0	-	-	\$0
NAICS 112410 Sheep farming	2	-	\$0	-	-	\$0
NAICS 1125 Aquaculture	6	-	\$0	-	-	\$0
NAICS 11251 Aquaculture	6	-	\$0	-	-	\$0
NAICS 112511 Finfish farming and fish hatcheries	6	-	\$0	-	-	\$0
NAICS 1129 Other animal production	30	140	\$3,995	1	-	\$0
NAICS 11291 Apiculture	4	-	\$0	-	-	\$0
NAICS 112910 Apiculture	4	-	\$0	-	-	\$0
NAICS 11292 Horses and other equine production	2	-	\$0	-	-	\$0
NAICS 112920 Horses and other equine production	2	-	\$0	-	-	\$0
NAICS 11299 All other animal production	24	126	\$4,017	1	-	\$0
NAICS 112990 All other animal production	24	126	\$4,017	1	-	\$0
NAICS 113 Forestry and logging	5	8	\$3,623	-	-	\$0
NAICS 1133 Logging	5	8	\$3,623	-	-	\$0
NAICS 11331 Logging	5	8	\$3,623	-	-	\$0
NAICS 113310 Logging	5	8	\$3,623	-	-	\$0
NAICS 114 Fishing, hunting and trapping	-	-	\$0	-	-	\$0
NAICS 1142 Hunting and trapping	-	-	\$0	-	-	\$0
NAICS 11421 Hunting and trapping	-	-	\$0	-	-	\$0
NAICS 114210 Hunting and trapping	-	-	\$0	-	-	\$0
NAICS 115 Support activities for agriculture and forestry	334	1,923	\$5,152	14	142	\$4,767
NAICS 1151 Support activities for crop production	286	1,597	\$5,378	12	-	\$0
NAICS 11511 Support activities for crop production	286	1,597	\$5,378	12	-	\$0
NAICS 115112 Soil preparation, planting, and cultivating	125	465	\$4,576	7	40	\$3,319
NAICS 115113 Crop harvesting, primarily by machine	42	137	\$4,411	-	-	\$0
NAICS 115114 Postharvest crop activities (except cotton ginning)	30	659	\$5,967	1	-	\$0
NAICS 115115 Farm labor contractors and crew leaders	11	32	\$5,196	-	-	\$0
NAICS 115116 Farm management services	78	304	\$5,794	4	25	\$3,137
NAICS 1152 Support activities for animal production	44	318	\$4,086	2	-	\$0
NAICS 11521 Support activities for animal production	44	318	\$4,086	2	-	\$0
NAICS 115210 Support activities for animal production	44	318	\$4,086	2	-	\$0
NAICS 1153 Support activities for forestry	4	8	\$2,669	-	-	\$0
NAICS 11531 Support activities for forestry	4	8	\$2,669	-	-	\$0
NAICS 115310 Support activities for forestry	4	8	\$2,669	-	-	\$0

United States Bureau of Labor Statistics. Quarterly Census of Employment and Wages. QCEW Data Files. Accessed: 6 December 2024.  
[www.bls.gov/cew/downloadable-data-files.htm](http://www.bls.gov/cew/downloadable-data-files.htm)

\* Quarterly Census of Employment and Wages (QCEW) are compiled from state unemployment insurance (UI) program reports. Data excludes self-employed owners, unpaid family members, and certain farm and domestic workers, including those who earned no wages during the entire applicable pay period.  
\*\* North American Industry Classification System (NAICS).



J. Hewlett-University of Wyoming, J.Tranel-Colorado State University,  
J. Parsons-University of Nebraska-Lincoln, and E. Dennis-University of Nebraska-Lincoln.

© All Rights Reserved.  
RightRisk.org. December 2024.



SECOND QUARTER, 2024 Bureau of Labor QCEW* Statistics - Average Values by NAICS** Industry, Private Ownership Only.	STATE: NEBRASKA			COUNTY: BURT		
	2024-Q2 Average Establishments Count	2024-Q2 Average Employment Level	2024-Q2 Monthly Avg. Compensation	2024-Q2 Average Establishments Count	2024-Q2 Average Employment Level	2024-Q2 Monthly Avg. Compensation
	NAICS 11 Agriculture, forestry, fishing and hunting	2,586	15,327	\$4,125	30	127
NAICS 111 Crop production	1,251	4,858	\$3,809	17	39	\$3,393
NAICS 1111 Oilseed and grain farming	1,129	3,621	\$3,761	13	29	\$3,709
NAICS 11113 Dry pea and bean farming	-	-	\$0	-	-	\$0
NAICS 111130 Dry pea and bean farming	-	-	\$0	-	-	\$0
NAICS 11114 Wheat farming	6	15	\$3,649	-	-	\$0
NAICS 111140 Wheat farming	6	15	\$3,649	-	-	\$0
NAICS 11115 Corn farming	348	1,116	\$3,813	4	-	\$0
NAICS 111150 Corn farming	348	1,116	\$3,813	4	-	\$0
NAICS 11119 Other grain farming	769	2,476	\$3,740	8	20	\$3,194
NAICS 111191 Oilseed and grain combination farming	751	2,426	\$3,735	8	20	\$3,194
NAICS 111199 All other grain farming	18	50	\$3,883	-	-	\$0
NAICS 1112 Vegetable and melon farming	31	445	\$4,377	-	-	\$0
NAICS 11121 Vegetable and melon farming	31	445	\$4,377	-	-	\$0
NAICS 111211 Potato farming	16	316	\$4,749	-	-	\$0
NAICS 111219 Other vegetable (except potato) and melon farming	15	128	\$3,458	-	-	\$0
NAICS 1114 Greenhouse, nursery, and floriculture production	43	539	\$3,172	4	11	\$2,544
NAICS 11141 Food crops grown under cover	3	12	\$1,703	-	-	\$0
NAICS 111411 Mushroom production	-	-	\$0	-	-	\$0
NAICS 111419 Other food crops grown under cover	3	12	\$1,703	-	-	\$0
NAICS 11142 Nursery and floriculture production	40	527	\$3,207	4	11	\$2,544
NAICS 111421 Nursery and tree production	32	462	\$3,337	4	11	\$2,544
NAICS 111422 Floriculture production	8	66	\$2,275	-	-	\$0
NAICS 1119 Other crop farming	45	-	\$0	-	-	\$0
NAICS 11194 Hay farming	22	92	\$3,328	-	-	\$0
NAICS 111940 Hay farming	22	92	\$3,328	-	-	\$0
NAICS 11199 All other crop farming	23	-	\$0	-	-	\$0
NAICS 111991 Sugar beet farming	9	-	\$0	-	-	\$0
NAICS 111998 All other miscellaneous crop farming	14	54	\$3,350	-	-	\$0
NAICS 112 Animal production and aquaculture	996	8,538	\$4,078	8	67	\$3,987
NAICS 1121 Cattle ranching and farming	776	5,860	\$4,043	5	27	\$3,995
NAICS 11211 Beef cattle ranching and farming, including feedlots	733	5,182	\$4,056	5	27	\$3,995
NAICS 112111 Beef cattle ranching and farming	470	2,077	\$3,514	1	-	\$0
NAICS 112112 Cattle feedlots	263	3,106	\$4,420	4	-	\$0
NAICS 11212 Dairy cattle and milk production	43	678	\$3,935	-	-	\$0
NAICS 112120 Dairy cattle and milk production	43	678	\$3,935	-	-	\$0
NAICS 1122 Hog and pig farming	154	2,248	\$4,190	-	-	\$0
NAICS 11221 Hog and pig farming	154	2,248	\$4,190	-	-	\$0
NAICS 112210 Hog and pig farming	154	2,248	\$4,190	-	-	\$0
NAICS 1124 Sheep and goat farming	2	-	\$0	-	-	\$0
NAICS 11241 Sheep farming	2	-	\$0	-	-	\$0
NAICS 112410 Sheep farming	2	-	\$0	-	-	\$0
NAICS 1125 Aquaculture	6	-	\$0	-	-	\$0
NAICS 11251 Aquaculture	6	-	\$0	-	-	\$0
NAICS 112511 Finfish farming and fish hatcheries	6	-	\$0	-	-	\$0
NAICS 1129 Other animal production	30	140	\$3,995	3	40	\$3,978
NAICS 11291 Apiculture	4	-	\$0	-	-	\$0
NAICS 112910 Apiculture	4	-	\$0	-	-	\$0
NAICS 11292 Horses and other equine production	2	-	\$0	-	-	\$0
NAICS 112920 Horses and other equine production	2	-	\$0	-	-	\$0
NAICS 11299 All other animal production	24	126	\$4,017	3	40	\$3,978
NAICS 112990 All other animal production	24	126	\$4,017	3	40	\$3,978
NAICS 113 Forestry and logging	5	8	\$3,623	-	-	\$0
NAICS 1133 Logging	5	8	\$3,623	-	-	\$0
NAICS 11331 Logging	5	8	\$3,623	-	-	\$0
NAICS 113310 Logging	5	8	\$3,623	-	-	\$0
NAICS 114 Fishing, hunting and trapping	-	-	\$0	-	-	\$0
NAICS 1142 Hunting and trapping	-	-	\$0	-	-	\$0
NAICS 11421 Hunting and trapping	-	-	\$0	-	-	\$0
NAICS 114210 Hunting and trapping	-	-	\$0	-	-	\$0
NAICS 115 Support activities for agriculture and forestry	334	1,923	\$5,152	5	21	\$4,264
NAICS 1151 Support activities for crop production	286	1,597	\$5,378	4	-	\$0
NAICS 11511 Support activities for crop production	286	1,597	\$5,378	4	-	\$0
NAICS 115112 Soil preparation, planting, and cultivating	125	465	\$4,576	4	-	\$0
NAICS 115113 Crop harvesting, primarily by machine	42	137	\$4,411	-	-	\$0
NAICS 115114 Postharvest crop activities (except cotton ginning)	30	659	\$5,967	-	-	\$0
NAICS 115115 Farm labor contractors and crew leaders	11	32	\$5,196	-	-	\$0
NAICS 115116 Farm management services	78	304	\$5,794	-	-	\$0
NAICS 1152 Support activities for animal production	44	318	\$4,086	1	-	\$0
NAICS 11521 Support activities for animal production	44	318	\$4,086	1	-	\$0
NAICS 115210 Support activities for animal production	44	318	\$4,086	1	-	\$0
NAICS 1153 Support activities for forestry	4	8	\$2,669	-	-	\$0
NAICS 11531 Support activities for forestry	4	8	\$2,669	-	-	\$0
NAICS 115310 Support activities for forestry	4	8	\$2,669	-	-	\$0

United States Bureau of Labor Statistics. Quarterly Census of Employment and Wages. QCEW Data Files. Accessed: 6 December 2024.  
[www.bls.gov/cew/downloadable-data-files.htm](http://www.bls.gov/cew/downloadable-data-files.htm)

\* Quarterly Census of Employment and Wages (QCEW) are compiled from state unemployment insurance (UI) program reports. Data excludes self-employed owners, unpaid family members, and certain farm and domestic workers, including those who earned no wages during the entire applicable pay period.  
\*\* North American Industry Classification System (NAICS).



J. Hewlett-University of Wyoming, J.Tranel-Colorado State University,  
J. Parsons-University of Nebraska-Lincoln, and E. Dennis-University of Nebraska-Lincoln.


© All Rights Reserved.  
RightRisk.org. December 2024.



SECOND QUARTER, 2024 Bureau of Labor QCEW* Statistics - Average Values by NAICS** Industry, Private Ownership Only.	STATE: NEBRASKA			COUNTY: BUTLER		
	2024-Q2 Average Establishments Count	2024-Q2 Average Employment Level	2024-Q2 Monthly Avg. Compensation	2024-Q2 Average Establishments Count	2024-Q2 Average Employment Level	2024-Q2 Monthly Avg. Compensation
	NAICS 11 Agriculture, forestry, fishing and hunting	2,586	15,327	\$4,125	33	-
NAICS 111 Crop production	1,251	4,858	\$3,809	17	69	\$2,934
NAICS 1111 Oilseed and grain farming	1,129	3,621	\$3,761	16	-	\$0
NAICS 11113 Dry pea and bean farming	-	-	\$0	-	-	\$0
NAICS 111130 Dry pea and bean farming	-	-	\$0	-	-	\$0
NAICS 11114 Wheat farming	6	15	\$3,649	-	-	\$0
NAICS 111140 Wheat farming	6	15	\$3,649	-	-	\$0
NAICS 11115 Corn farming	348	1,116	\$3,813	4	-	\$0
NAICS 111150 Corn farming	348	1,116	\$3,813	4	-	\$0
NAICS 11119 Other grain farming	769	2,476	\$3,740	12	52	\$2,860
NAICS 111191 Oilseed and grain combination farming	751	2,426	\$3,735	12	52	\$2,860
NAICS 111199 All other grain farming	18	50	\$3,883	-	-	\$0
NAICS 1112 Vegetable and melon farming	31	445	\$4,377	1	-	\$0
NAICS 11121 Vegetable and melon farming	31	445	\$4,377	1	-	\$0
NAICS 111211 Potato farming	16	316	\$4,749	-	-	\$0
NAICS 111219 Other vegetable (except potato) and melon farming	15	128	\$3,458	1	-	\$0
NAICS 1114 Greenhouse, nursery, and floriculture production	43	539	\$3,172	-	-	\$0
NAICS 11141 Food crops grown under cover	3	12	\$1,703	-	-	\$0
NAICS 111411 Mushroom production	-	-	\$0	-	-	\$0
NAICS 111419 Other food crops grown under cover	3	12	\$1,703	-	-	\$0
NAICS 11142 Nursery and floriculture production	40	527	\$3,207	-	-	\$0
NAICS 111421 Nursery and tree production	32	462	\$3,337	-	-	\$0
NAICS 111422 Floriculture production	8	66	\$2,275	-	-	\$0
NAICS 1119 Other crop farming	45	-	\$0	-	-	\$0
NAICS 11194 Hay farming	22	92	\$3,328	-	-	\$0
NAICS 111940 Hay farming	22	92	\$3,328	-	-	\$0
NAICS 11199 All other crop farming	23	-	\$0	-	-	\$0
NAICS 111991 Sugar beet farming	9	-	\$0	-	-	\$0
NAICS 111998 All other miscellaneous crop farming	14	54	\$3,350	-	-	\$0
NAICS 112 Animal production and aquaculture	996	8,538	\$4,078	13	222	\$4,355
NAICS 1121 Cattle ranching and farming	776	5,860	\$4,043	5	167	\$4,689
NAICS 11211 Beef cattle ranching and farming, including feedlots	733	5,182	\$4,056	3	-	\$0
NAICS 112111 Beef cattle ranching and farming	470	2,077	\$3,514	3	-	\$0
NAICS 112112 Cattle feedlots	263	3,106	\$4,420	-	-	\$0
NAICS 11212 Dairy cattle and milk production	43	678	\$3,935	2	-	\$0
NAICS 112120 Dairy cattle and milk production	43	678	\$3,935	2	-	\$0
NAICS 1122 Hog and pig farming	154	2,248	\$4,190	5	39	\$3,545
NAICS 11221 Hog and pig farming	154	2,248	\$4,190	5	39	\$3,545
NAICS 112210 Hog and pig farming	154	2,248	\$4,190	5	39	\$3,545
NAICS 1124 Sheep and goat farming	2	-	\$0	-	-	\$0
NAICS 11241 Sheep farming	2	-	\$0	-	-	\$0
NAICS 112410 Sheep farming	2	-	\$0	-	-	\$0
NAICS 1125 Aquaculture	6	-	\$0	-	-	\$0
NAICS 11251 Aquaculture	6	-	\$0	-	-	\$0
NAICS 112511 Finfish farming and fish hatcheries	6	-	\$0	-	-	\$0
NAICS 1129 Other animal production	30	140	\$3,995	-	-	\$0
NAICS 11291 Apiculture	4	-	\$0	-	-	\$0
NAICS 112910 Apiculture	4	-	\$0	-	-	\$0
NAICS 11292 Horses and other equine production	2	-	\$0	-	-	\$0
NAICS 112920 Horses and other equine production	2	-	\$0	-	-	\$0
NAICS 11299 All other animal production	24	126	\$4,017	-	-	\$0
NAICS 112990 All other animal production	24	126	\$4,017	-	-	\$0
NAICS 113 Forestry and logging	5	8	\$3,623	1	-	\$0
NAICS 1133 Logging	5	8	\$3,623	1	-	\$0
NAICS 11331 Logging	5	8	\$3,623	1	-	\$0
NAICS 113310 Logging	5	8	\$3,623	1	-	\$0
NAICS 114 Fishing, hunting and trapping	-	-	\$0	-	-	\$0
NAICS 1142 Hunting and trapping	-	-	\$0	-	-	\$0
NAICS 11421 Hunting and trapping	-	-	\$0	-	-	\$0
NAICS 114210 Hunting and trapping	-	-	\$0	-	-	\$0
NAICS 115 Support activities for agriculture and forestry	334	1,923	\$5,152	2	-	\$0
NAICS 1151 Support activities for crop production	286	1,597	\$5,378	1	-	\$0
NAICS 11511 Support activities for crop production	286	1,597	\$5,378	1	-	\$0
NAICS 115112 Soil preparation, planting, and cultivating	125	465	\$4,576	1	-	\$0
NAICS 115113 Crop harvesting, primarily by machine	42	137	\$4,411	-	-	\$0
NAICS 115114 Postharvest crop activities (except cotton ginning)	30	659	\$5,967	-	-	\$0
NAICS 115115 Farm labor contractors and crew leaders	11	32	\$5,196	-	-	\$0
NAICS 115116 Farm management services	78	304	\$5,794	-	-	\$0
NAICS 1152 Support activities for animal production	44	318	\$4,086	1	-	\$0
NAICS 11521 Support activities for animal production	44	318	\$4,086	1	-	\$0
NAICS 115210 Support activities for animal production	44	318	\$4,086	1	-	\$0
NAICS 1153 Support activities for forestry	4	8	\$2,669	-	-	\$0
NAICS 11531 Support activities for forestry	4	8	\$2,669	-	-	\$0
NAICS 115310 Support activities for forestry	4	8	\$2,669	-	-	\$0

United States Bureau of Labor Statistics. Quarterly Census of Employment and Wages. QCEW Data Files. Accessed: 6 December 2024.  
[www.bls.gov/cew/downloadable-data-files.htm](http://www.bls.gov/cew/downloadable-data-files.htm)

\* Quarterly Census of Employment and Wages (QCEW) are compiled from state unemployment insurance (UI) program reports. Data excludes self-employed owners, unpaid family members, and certain farm and domestic workers, including those who earned no wages during the entire applicable pay period.  
\*\* North American Industry Classification System (NAICS).



J. Hewlett-University of Wyoming, J.Tranel-Colorado State University,  
J. Parsons-University of Nebraska-Lincoln, and E. Dennis-University of Nebraska-Lincoln.

© All Rights Reserved.  
RightRisk.org. December 2024.

SECOND QUARTER, 2024 Bureau of Labor QCEW* Statistics - Average Values by NAICS** Industry, Private Ownership Only.	STATE: NEBRASKA			COUNTY: CASS		
	2024-Q2 Average Establishments Count	2024-Q2 Average Employment Level	2024-Q2 Monthly Avg. Compensation	2024-Q2 Average Establishments Count	2024-Q2 Average Employment Level	2024-Q2 Monthly Avg. Compensation
	NAICS 11 Agriculture, forestry, fishing and hunting	2,586	15,327	\$4,125	24	79
NAICS 111 Crop production	1,251	4,858	\$3,809	18	63	\$4,611
NAICS 1111 Oilseed and grain farming	1,129	3,621	\$3,761	16	52	\$4,749
NAICS 11113 Dry pea and bean farming	-	-	\$0	-	-	\$0
NAICS 111130 Dry pea and bean farming	-	-	\$0	-	-	\$0
NAICS 11114 Wheat farming	6	15	\$3,649	-	-	\$0
NAICS 111140 Wheat farming	6	15	\$3,649	-	-	\$0
NAICS 11115 Corn farming	348	1,116	\$3,813	5	-	\$0
NAICS 111150 Corn farming	348	1,116	\$3,813	5	-	\$0
NAICS 11119 Other grain farming	769	2,476	\$3,740	10	37	\$4,970
NAICS 111191 Oilseed and grain combination farming	751	2,426	\$3,735	8	-	\$0
NAICS 111199 All other grain farming	18	50	\$3,883	2	-	\$0
NAICS 1112 Vegetable and melon farming	31	445	\$4,377	-	-	\$0
NAICS 11121 Vegetable and melon farming	31	445	\$4,377	-	-	\$0
NAICS 111211 Potato farming	16	316	\$4,749	-	-	\$0
NAICS 111219 Other vegetable (except potato) and melon farming	15	128	\$3,458	-	-	\$0
NAICS 1114 Greenhouse, nursery, and floriculture production	43	539	\$3,172	1	-	\$0
NAICS 11141 Food crops grown under cover	3	12	\$1,703	-	-	\$0
NAICS 111411 Mushroom production	-	-	\$0	-	-	\$0
NAICS 111419 Other food crops grown under cover	3	12	\$1,703	-	-	\$0
NAICS 11142 Nursery and floriculture production	40	527	\$3,207	1	-	\$0
NAICS 111421 Nursery and tree production	32	462	\$3,337	1	-	\$0
NAICS 111422 Floriculture production	8	66	\$2,275	-	-	\$0
NAICS 1119 Other crop farming	45	-	\$0	1	-	\$0
NAICS 11194 Hay farming	22	92	\$3,328	-	-	\$0
NAICS 111940 Hay farming	22	92	\$3,328	-	-	\$0
NAICS 11199 All other crop farming	23	-	\$0	1	-	\$0
NAICS 111991 Sugar beet farming	9	-	\$0	-	-	\$0
NAICS 111998 All other miscellaneous crop farming	14	54	\$3,350	1	-	\$0
NAICS 112 Animal production and aquaculture	996	8,538	\$4,078	3	12	\$1,915
NAICS 1121 Cattle ranching and farming	776	5,860	\$4,043	1	-	\$0
NAICS 11211 Beef cattle ranching and farming, including feedlots	733	5,182	\$4,056	1	-	\$0
NAICS 112111 Beef cattle ranching and farming	470	2,077	\$3,514	1	-	\$0
NAICS 112112 Cattle feedlots	263	3,106	\$4,420	-	-	\$0
NAICS 11212 Dairy cattle and milk production	43	678	\$3,935	-	-	\$0
NAICS 112120 Dairy cattle and milk production	43	678	\$3,935	-	-	\$0
NAICS 1122 Hog and pig farming	154	2,248	\$4,190	-	-	\$0
NAICS 11221 Hog and pig farming	154	2,248	\$4,190	-	-	\$0
NAICS 112210 Hog and pig farming	154	2,248	\$4,190	-	-	\$0
NAICS 1124 Sheep and goat farming	2	-	\$0	-	-	\$0
NAICS 11241 Sheep farming	2	-	\$0	-	-	\$0
NAICS 112410 Sheep farming	2	-	\$0	-	-	\$0
NAICS 1125 Aquaculture	6	-	\$0	-	-	\$0
NAICS 11251 Aquaculture	6	-	\$0	-	-	\$0
NAICS 112511 Finfish farming and fish hatcheries	6	-	\$0	-	-	\$0
NAICS 1129 Other animal production	30	140	\$3,995	1	-	\$0
NAICS 11291 Apiculture	4	-	\$0	-	-	\$0
NAICS 112910 Apiculture	4	-	\$0	-	-	\$0
NAICS 11292 Horses and other equine production	2	-	\$0	-	-	\$0
NAICS 112920 Horses and other equine production	2	-	\$0	-	-	\$0
NAICS 11299 All other animal production	24	126	\$4,017	1	-	\$0
NAICS 112990 All other animal production	24	126	\$4,017	1	-	\$0
NAICS 113 Forestry and logging	5	8	\$3,623	-	-	\$0
NAICS 1133 Logging	5	8	\$3,623	-	-	\$0
NAICS 11331 Logging	5	8	\$3,623	-	-	\$0
NAICS 113310 Logging	5	8	\$3,623	-	-	\$0
NAICS 114 Fishing, hunting and trapping	-	-	\$0	-	-	\$0
NAICS 1142 Hunting and trapping	-	-	\$0	-	-	\$0
NAICS 11421 Hunting and trapping	-	-	\$0	-	-	\$0
NAICS 114210 Hunting and trapping	-	-	\$0	-	-	\$0
NAICS 115 Support activities for agriculture and forestry	334	1,923	\$5,152	3	3	\$4,034
NAICS 1151 Support activities for crop production	286	1,597	\$5,378	2	-	\$0
NAICS 11511 Support activities for crop production	286	1,597	\$5,378	2	-	\$0
NAICS 115112 Soil preparation, planting, and cultivating	125	465	\$4,576	1	-	\$0
NAICS 115113 Crop harvesting, primarily by machine	42	137	\$4,411	-	-	\$0
NAICS 115114 Postharvest crop activities (except cotton ginning)	30	659	\$5,967	-	-	\$0
NAICS 115115 Farm labor contractors and crew leaders	11	32	\$5,196	-	-	\$0
NAICS 115116 Farm management services	78	304	\$5,794	1	-	\$0
NAICS 1152 Support activities for animal production	44	318	\$4,086	1	-	\$0
NAICS 11521 Support activities for animal production	44	318	\$4,086	1	-	\$0
NAICS 115210 Support activities for animal production	44	318	\$4,086	1	-	\$0
NAICS 1153 Support activities for forestry	4	8	\$2,669	-	-	\$0
NAICS 11531 Support activities for forestry	4	8	\$2,669	-	-	\$0
NAICS 115310 Support activities for forestry	4	8	\$2,669	-	-	\$0

United States Bureau of Labor Statistics. Quarterly Census of Employment and Wages. QCEW Data Files. Accessed: 6 December 2024.  
[www.bls.gov/cew/downloadable-data-files.htm](http://www.bls.gov/cew/downloadable-data-files.htm)

\* Quarterly Census of Employment and Wages (QCEW) are compiled from state unemployment insurance (UI) program reports. Data excludes self-employed owners, unpaid family members, and certain farm and domestic workers, including those who earned no wages during the entire applicable pay period.  
\*\* North American Industry Classification System (NAICS).



J. Hewlett-University of Wyoming, J.Tranel-Colorado State University,  
J. Parsons-University of Nebraska-Lincoln, and E. Dennis-University of Nebraska-Lincoln.

© All Rights Reserved.  
RightRisk.org. December 2024.

SECOND QUARTER, 2024 Bureau of Labor QCEW* Statistics - Average Values by NAICS** Industry, Private Ownership Only.	STATE: NEBRASKA			COUNTY: CEDAR		
	2024-Q2 Average Establishments Count	2024-Q2 Average Employment Level	2024-Q2 Monthly Avg. Compensation	2024-Q2 Average Establishments Count	2024-Q2 Average Employment Level	2024-Q2 Monthly Avg. Compensation
	NAICS 11 Agriculture, forestry, fishing and hunting	2,586	15,327	\$4,125	41	-
NAICS 111 Crop production	1,251	4,858	\$3,809	21	71	\$3,588
NAICS 1111 Oilseed and grain farming	1,129	3,621	\$3,761	20	-	\$0
NAICS 11113 Dry pea and bean farming	-	-	\$0	-	-	\$0
NAICS 111130 Dry pea and bean farming	-	-	\$0	-	-	\$0
NAICS 11114 Wheat farming	6	15	\$3,649	-	-	\$0
NAICS 111140 Wheat farming	6	15	\$3,649	-	-	\$0
NAICS 11115 Corn farming	348	1,116	\$3,813	3	-	\$0
NAICS 111150 Corn farming	348	1,116	\$3,813	3	-	\$0
NAICS 11119 Other grain farming	769	2,476	\$3,740	17	58	\$3,883
NAICS 111191 Oilseed and grain combination farming	751	2,426	\$3,735	16	-	\$0
NAICS 111199 All other grain farming	18	50	\$3,883	1	-	\$0
NAICS 1112 Vegetable and melon farming	31	445	\$4,377	-	-	\$0
NAICS 11121 Vegetable and melon farming	31	445	\$4,377	-	-	\$0
NAICS 111211 Potato farming	16	316	\$4,749	-	-	\$0
NAICS 111219 Other vegetable (except potato) and melon farming	15	128	\$3,458	-	-	\$0
NAICS 1114 Greenhouse, nursery, and floriculture production	43	539	\$3,172	1	-	\$0
NAICS 11141 Food crops grown under cover	3	12	\$1,703	-	-	\$0
NAICS 111411 Mushroom production	-	-	\$0	-	-	\$0
NAICS 111419 Other food crops grown under cover	3	12	\$1,703	-	-	\$0
NAICS 11142 Nursery and floriculture production	40	527	\$3,207	1	-	\$0
NAICS 111421 Nursery and tree production	32	462	\$3,337	-	-	\$0
NAICS 111422 Floriculture production	8	66	\$2,275	1	-	\$0
NAICS 1119 Other crop farming	45	-	\$0	-	-	\$0
NAICS 11194 Hay farming	22	92	\$3,328	-	-	\$0
NAICS 111940 Hay farming	22	92	\$3,328	-	-	\$0
NAICS 11199 All other crop farming	23	-	\$0	-	-	\$0
NAICS 111991 Sugar beet farming	9	-	\$0	-	-	\$0
NAICS 111998 All other miscellaneous crop farming	14	54	\$3,350	-	-	\$0
NAICS 112 Animal production and aquaculture	996	8,538	\$4,078	17	175	\$3,159
NAICS 1121 Cattle ranching and farming	776	5,860	\$4,043	10	78	\$3,064
NAICS 11211 Beef cattle ranching and farming, including feedlots	733	5,182	\$4,056	8	-	\$0
NAICS 112111 Beef cattle ranching and farming	470	2,077	\$3,514	5	-	\$0
NAICS 112112 Cattle feedlots	263	3,106	\$4,420	3	42	\$2,986
NAICS 11212 Dairy cattle and milk production	43	678	\$3,935	2	-	\$0
NAICS 112120 Dairy cattle and milk production	43	678	\$3,935	2	-	\$0
NAICS 1122 Hog and pig farming	154	2,248	\$4,190	7	98	\$3,233
NAICS 11221 Hog and pig farming	154	2,248	\$4,190	7	98	\$3,233
NAICS 112210 Hog and pig farming	154	2,248	\$4,190	7	98	\$3,233
NAICS 1124 Sheep and goat farming	2	-	\$0	-	-	\$0
NAICS 11241 Sheep farming	2	-	\$0	-	-	\$0
NAICS 112410 Sheep farming	2	-	\$0	-	-	\$0
NAICS 1125 Aquaculture	6	-	\$0	-	-	\$0
NAICS 11251 Aquaculture	6	-	\$0	-	-	\$0
NAICS 112511 Finfish farming and fish hatcheries	6	-	\$0	-	-	\$0
NAICS 1129 Other animal production	30	140	\$3,995	-	-	\$0
NAICS 11291 Apiculture	4	-	\$0	-	-	\$0
NAICS 112910 Apiculture	4	-	\$0	-	-	\$0
NAICS 11292 Horses and other equine production	2	-	\$0	-	-	\$0
NAICS 112920 Horses and other equine production	2	-	\$0	-	-	\$0
NAICS 11299 All other animal production	24	126	\$4,017	-	-	\$0
NAICS 112990 All other animal production	24	126	\$4,017	-	-	\$0
NAICS 113 Forestry and logging	5	8	\$3,623	-	-	\$0
NAICS 1133 Logging	5	8	\$3,623	-	-	\$0
NAICS 11331 Logging	5	8	\$3,623	-	-	\$0
NAICS 113310 Logging	5	8	\$3,623	-	-	\$0
NAICS 114 Fishing, hunting and trapping	-	-	\$0	-	-	\$0
NAICS 1142 Hunting and trapping	-	-	\$0	-	-	\$0
NAICS 11421 Hunting and trapping	-	-	\$0	-	-	\$0
NAICS 114210 Hunting and trapping	-	-	\$0	-	-	\$0
NAICS 115 Support activities for agriculture and forestry	334	1,923	\$5,152	3	-	\$0
NAICS 1151 Support activities for crop production	286	1,597	\$5,378	2	-	\$0
NAICS 11511 Support activities for crop production	286	1,597	\$5,378	2	-	\$0
NAICS 115112 Soil preparation, planting, and cultivating	125	465	\$4,576	1	-	\$0
NAICS 115113 Crop harvesting, primarily by machine	42	137	\$4,411	-	-	\$0
NAICS 115114 Postharvest crop activities (except cotton ginning)	30	659	\$5,967	-	-	\$0
NAICS 115115 Farm labor contractors and crew leaders	11	32	\$5,196	-	-	\$0
NAICS 115116 Farm management services	78	304	\$5,794	1	-	\$0
NAICS 1152 Support activities for animal production	44	318	\$4,086	1	-	\$0
NAICS 11521 Support activities for animal production	44	318	\$4,086	1	-	\$0
NAICS 115210 Support activities for animal production	44	318	\$4,086	1	-	\$0
NAICS 1153 Support activities for forestry	4	8	\$2,669	-	-	\$0
NAICS 11531 Support activities for forestry	4	8	\$2,669	-	-	\$0
NAICS 115310 Support activities for forestry	4	8	\$2,669	-	-	\$0

United States Bureau of Labor Statistics. Quarterly Census of Employment and Wages. QCEW Data Files. Accessed: 6 December 2024.  
[www.bls.gov/cew/downloadable-data-files.htm](http://www.bls.gov/cew/downloadable-data-files.htm)

\* Quarterly Census of Employment and Wages (QCEW) are compiled from state unemployment insurance (UI) program reports. Data excludes self-employed owners, unpaid family members, and certain farm and domestic workers, including those who earned no wages during the entire applicable pay period.  
\*\* North American Industry Classification System (NAICS).



J. Hewlett-University of Wyoming, J.Tranel-Colorado State University,  
J. Parsons-University of Nebraska-Lincoln, and E. Dennis-University of Nebraska-Lincoln.

© All Rights Reserved.  
RightRisk.org. December 2024.



SECOND QUARTER, 2024 Bureau of Labor QCEW* Statistics - Average Values by NAICS** Industry, Private Ownership Only.	STATE: NEBRASKA			COUNTY: CHASE		
	2024-Q2 Average Establishments Count	2024-Q2 Average Employment Level	2024-Q2 Monthly Avg. Compensation	2024-Q2 Average Establishments Count	2024-Q2 Average Employment Level	2024-Q2 Monthly Avg. Compensation
	NAICS 11 Agriculture, forestry, fishing and hunting	2,586	15,327	\$4,125	51	319
NAICS 111 Crop production	1,251	4,858	\$3,809	29	129	\$4,073
NAICS 1111 Oilseed and grain farming	1,129	3,621	\$3,761	25	-	\$0
NAICS 11113 Dry pea and bean farming	-	-	\$0	-	-	\$0
NAICS 111130 Dry pea and bean farming	-	-	\$0	-	-	\$0
NAICS 11114 Wheat farming	6	15	\$3,649	-	-	\$0
NAICS 111140 Wheat farming	6	15	\$3,649	-	-	\$0
NAICS 11115 Corn farming	348	1,116	\$3,813	4	-	\$0
NAICS 111150 Corn farming	348	1,116	\$3,813	4	-	\$0
NAICS 11119 Other grain farming	769	2,476	\$3,740	21	91	\$3,978
NAICS 111191 Oilseed and grain combination farming	751	2,426	\$3,735	20	-	\$0
NAICS 111199 All other grain farming	18	50	\$3,883	1	-	\$0
NAICS 1112 Vegetable and melon farming	31	445	\$4,377	4	-	\$0
NAICS 11121 Vegetable and melon farming	31	445	\$4,377	4	-	\$0
NAICS 111211 Potato farming	16	316	\$4,749	4	-	\$0
NAICS 111219 Other vegetable (except potato) and melon farming	15	128	\$3,458	-	-	\$0
NAICS 1114 Greenhouse, nursery, and floriculture production	43	539	\$3,172	-	-	\$0
NAICS 11141 Food crops grown under cover	3	12	\$1,703	-	-	\$0
NAICS 111411 Mushroom production	-	-	\$0	-	-	\$0
NAICS 111419 Other food crops grown under cover	3	12	\$1,703	-	-	\$0
NAICS 11142 Nursery and floriculture production	40	527	\$3,207	-	-	\$0
NAICS 111421 Nursery and tree production	32	462	\$3,337	-	-	\$0
NAICS 111422 Floriculture production	8	66	\$2,275	-	-	\$0
NAICS 1119 Other crop farming	45	-	\$0	-	-	\$0
NAICS 11194 Hay farming	22	92	\$3,328	-	-	\$0
NAICS 111940 Hay farming	22	92	\$3,328	-	-	\$0
NAICS 11199 All other crop farming	23	-	\$0	-	-	\$0
NAICS 111991 Sugar beet farming	9	-	\$0	-	-	\$0
NAICS 111998 All other miscellaneous crop farming	14	54	\$3,350	-	-	\$0
NAICS 112 Animal production and aquaculture	996	8,538	\$4,078	17	160	\$4,806
NAICS 1121 Cattle ranching and farming	776	5,860	\$4,043	16	-	\$0
NAICS 11211 Beef cattle ranching and farming, including feedlots	733	5,182	\$4,056	16	-	\$0
NAICS 112111 Beef cattle ranching and farming	470	2,077	\$3,514	9	-	\$0
NAICS 112112 Cattle feedlots	263	3,106	\$4,420	7	90	\$5,399
NAICS 11212 Dairy cattle and milk production	43	678	\$3,935	-	-	\$0
NAICS 112120 Dairy cattle and milk production	43	678	\$3,935	-	-	\$0
NAICS 1122 Hog and pig farming	154	2,248	\$4,190	1	-	\$0
NAICS 11221 Hog and pig farming	154	2,248	\$4,190	1	-	\$0
NAICS 112210 Hog and pig farming	154	2,248	\$4,190	1	-	\$0
NAICS 1124 Sheep and goat farming	2	-	\$0	-	-	\$0
NAICS 11241 Sheep farming	2	-	\$0	-	-	\$0
NAICS 112410 Sheep farming	2	-	\$0	-	-	\$0
NAICS 1125 Aquaculture	6	-	\$0	-	-	\$0
NAICS 11251 Aquaculture	6	-	\$0	-	-	\$0
NAICS 112511 Finfish farming and fish hatcheries	6	-	\$0	-	-	\$0
NAICS 1129 Other animal production	30	140	\$3,995	-	-	\$0
NAICS 11291 Apiculture	4	-	\$0	-	-	\$0
NAICS 112910 Apiculture	4	-	\$0	-	-	\$0
NAICS 11292 Horses and other equine production	2	-	\$0	-	-	\$0
NAICS 112920 Horses and other equine production	2	-	\$0	-	-	\$0
NAICS 11299 All other animal production	24	126	\$4,017	-	-	\$0
NAICS 112990 All other animal production	24	126	\$4,017	-	-	\$0
NAICS 113 Forestry and logging	5	8	\$3,623	-	-	\$0
NAICS 1133 Logging	5	8	\$3,623	-	-	\$0
NAICS 11331 Logging	5	8	\$3,623	-	-	\$0
NAICS 113310 Logging	5	8	\$3,623	-	-	\$0
NAICS 114 Fishing, hunting and trapping	-	-	\$0	-	-	\$0
NAICS 1142 Hunting and trapping	-	-	\$0	-	-	\$0
NAICS 11421 Hunting and trapping	-	-	\$0	-	-	\$0
NAICS 114210 Hunting and trapping	-	-	\$0	-	-	\$0
NAICS 115 Support activities for agriculture and forestry	334	1,923	\$5,152	5	29	\$4,026
NAICS 1151 Support activities for crop production	286	1,597	\$5,378	5	29	\$4,026
NAICS 11511 Support activities for crop production	286	1,597	\$5,378	5	29	\$4,026
NAICS 115112 Soil preparation, planting, and cultivating	125	465	\$4,576	2	-	\$0
NAICS 115113 Crop harvesting, primarily by machine	42	137	\$4,411	2	-	\$0
NAICS 115114 Postharvest crop activities (except cotton ginning)	30	659	\$5,967	1	-	\$0
NAICS 115115 Farm labor contractors and crew leaders	11	32	\$5,196	-	-	\$0
NAICS 115116 Farm management services	78	304	\$5,794	-	-	\$0
NAICS 1152 Support activities for animal production	44	318	\$4,086	-	-	\$0
NAICS 11521 Support activities for animal production	44	318	\$4,086	-	-	\$0
NAICS 115210 Support activities for animal production	44	318	\$4,086	-	-	\$0
NAICS 1153 Support activities for forestry	4	8	\$2,669	-	-	\$0
NAICS 11531 Support activities for forestry	4	8	\$2,669	-	-	\$0
NAICS 115310 Support activities for forestry	4	8	\$2,669	-	-	\$0

United States Bureau of Labor Statistics. Quarterly Census of Employment and Wages. QCEW Data Files. Accessed: 6 December 2024.  
[www.bls.gov/cew/downloadable-data-files.htm](http://www.bls.gov/cew/downloadable-data-files.htm)

\* Quarterly Census of Employment and Wages (QCEW) are compiled from state unemployment insurance (UI) program reports. Data excludes self-employed owners, unpaid family members, and certain farm and domestic workers, including those who earned no wages during the entire applicable pay period.  
\*\* North American Industry Classification System (NAICS).



J. Hewlett-University of Wyoming, J.Tranel-Colorado State University,  
J. Parsons-University of Nebraska-Lincoln, and E. Dennis-University of Nebraska-Lincoln.

© All Rights Reserved.  
RightRisk.org. December 2024.

SECOND QUARTER, 2024 Bureau of Labor QCEW* Statistics - Average Values by NAICS** Industry, Private Ownership Only.	STATE: NEBRASKA			COUNTY: CHERRY		
	2024-Q2 Average Establishments Count	2024-Q2 Average Employment Level	2024-Q2 Monthly Avg. Compensation	2024-Q2 Average Establishments Count	2024-Q2 Average Employment Level	2024-Q2 Monthly Avg. Compensation
	NAICS 11 Agriculture, forestry, fishing and hunting	2,586	15,327	\$4,125	45	294
NAICS 111 Crop production	1,251	4,858	\$3,809	5	-	\$0
NAICS 1111 Oilseed and grain farming	1,129	3,621	\$3,761	4	34	\$3,445
NAICS 11113 Dry pea and bean farming	-	-	\$0	-	-	\$0
NAICS 111130 Dry pea and bean farming	-	-	\$0	-	-	\$0
NAICS 11114 Wheat farming	6	15	\$3,649	-	-	\$0
NAICS 111140 Wheat farming	6	15	\$3,649	-	-	\$0
NAICS 11115 Corn farming	348	1,116	\$3,813	-	-	\$0
NAICS 111150 Corn farming	348	1,116	\$3,813	-	-	\$0
NAICS 11119 Other grain farming	769	2,476	\$3,740	4	34	\$3,445
NAICS 111191 Oilseed and grain combination farming	751	2,426	\$3,735	4	34	\$3,445
NAICS 111199 All other grain farming	18	50	\$3,883	-	-	\$0
NAICS 1112 Vegetable and melon farming	31	445	\$4,377	1	-	\$0
NAICS 11121 Vegetable and melon farming	31	445	\$4,377	1	-	\$0
NAICS 111211 Potato farming	16	316	\$4,749	1	-	\$0
NAICS 111219 Other vegetable (except potato) and melon farming	15	128	\$3,458	-	-	\$0
NAICS 1114 Greenhouse, nursery, and floriculture production	43	539	\$3,172	-	-	\$0
NAICS 11141 Food crops grown under cover	3	12	\$1,703	-	-	\$0
NAICS 111411 Mushroom production	-	-	\$0	-	-	\$0
NAICS 111419 Other food crops grown under cover	3	12	\$1,703	-	-	\$0
NAICS 11142 Nursery and floriculture production	40	527	\$3,207	-	-	\$0
NAICS 111421 Nursery and tree production	32	462	\$3,337	-	-	\$0
NAICS 111422 Floriculture production	8	66	\$2,275	-	-	\$0
NAICS 1119 Other crop farming	45	-	\$0	-	-	\$0
NAICS 11194 Hay farming	22	92	\$3,328	-	-	\$0
NAICS 111940 Hay farming	22	92	\$3,328	-	-	\$0
NAICS 11199 All other crop farming	23	-	\$0	-	-	\$0
NAICS 111991 Sugar beet farming	9	-	\$0	-	-	\$0
NAICS 111998 All other miscellaneous crop farming	14	54	\$3,350	-	-	\$0
NAICS 112 Animal production and aquaculture	996	8,538	\$4,078	38	200	\$3,523
NAICS 1121 Cattle ranching and farming	776	5,860	\$4,043	36	137	\$2,613
NAICS 11211 Beef cattle ranching and farming, including feedlots	733	5,182	\$4,056	36	137	\$2,613
NAICS 112111 Beef cattle ranching and farming	470	2,077	\$3,514	36	137	\$2,613
NAICS 112112 Cattle feedlots	263	3,106	\$4,420	-	-	\$0
NAICS 11212 Dairy cattle and milk production	43	678	\$3,935	-	-	\$0
NAICS 112120 Dairy cattle and milk production	43	678	\$3,935	-	-	\$0
NAICS 1122 Hog and pig farming	154	2,248	\$4,190	1	-	\$0
NAICS 11221 Hog and pig farming	154	2,248	\$4,190	1	-	\$0
NAICS 112210 Hog and pig farming	154	2,248	\$4,190	1	-	\$0
NAICS 1124 Sheep and goat farming	2	-	\$0	-	-	\$0
NAICS 11241 Sheep farming	2	-	\$0	-	-	\$0
NAICS 112410 Sheep farming	2	-	\$0	-	-	\$0
NAICS 1125 Aquaculture	6	-	\$0	-	-	\$0
NAICS 11251 Aquaculture	6	-	\$0	-	-	\$0
NAICS 112511 Finfish farming and fish hatcheries	6	-	\$0	-	-	\$0
NAICS 1129 Other animal production	30	140	\$3,995	1	-	\$0
NAICS 11291 Apiculture	4	-	\$0	-	-	\$0
NAICS 112910 Apiculture	4	-	\$0	-	-	\$0
NAICS 11292 Horses and other equine production	2	-	\$0	-	-	\$0
NAICS 112920 Horses and other equine production	2	-	\$0	-	-	\$0
NAICS 11299 All other animal production	24	126	\$4,017	1	-	\$0
NAICS 112990 All other animal production	24	126	\$4,017	1	-	\$0
NAICS 113 Forestry and logging	5	8	\$3,623	-	-	\$0
NAICS 1133 Logging	5	8	\$3,623	-	-	\$0
NAICS 11331 Logging	5	8	\$3,623	-	-	\$0
NAICS 113310 Logging	5	8	\$3,623	-	-	\$0
NAICS 114 Fishing, hunting and trapping	-	-	\$0	-	-	\$0
NAICS 1142 Hunting and trapping	-	-	\$0	-	-	\$0
NAICS 11421 Hunting and trapping	-	-	\$0	-	-	\$0
NAICS 114210 Hunting and trapping	-	-	\$0	-	-	\$0
NAICS 115 Support activities for agriculture and forestry	334	1,923	\$5,152	2	-	\$0
NAICS 1151 Support activities for crop production	286	1,597	\$5,378	2	-	\$0
NAICS 11511 Support activities for crop production	286	1,597	\$5,378	2	-	\$0
NAICS 115112 Soil preparation, planting, and cultivating	125	465	\$4,576	1	-	\$0
NAICS 115113 Crop harvesting, primarily by machine	42	137	\$4,411	1	-	\$0
NAICS 115114 Postharvest crop activities (except cotton ginning)	30	659	\$5,967	-	-	\$0
NAICS 115115 Farm labor contractors and crew leaders	11	32	\$5,196	-	-	\$0
NAICS 115116 Farm management services	78	304	\$5,794	-	-	\$0
NAICS 1152 Support activities for animal production	44	318	\$4,086	-	-	\$0
NAICS 11521 Support activities for animal production	44	318	\$4,086	-	-	\$0
NAICS 115210 Support activities for animal production	44	318	\$4,086	-	-	\$0
NAICS 1153 Support activities for forestry	4	8	\$2,669	-	-	\$0
NAICS 11531 Support activities for forestry	4	8	\$2,669	-	-	\$0
NAICS 115310 Support activities for forestry	4	8	\$2,669	-	-	\$0

United States Bureau of Labor Statistics. Quarterly Census of Employment and Wages. QCEW Data Files. Accessed: 6 December 2024.  
[www.bls.gov/cew/downloadable-data-files.htm](http://www.bls.gov/cew/downloadable-data-files.htm)

\* Quarterly Census of Employment and Wages (QCEW) are compiled from state unemployment insurance (UI) program reports. Data excludes self-employed owners, unpaid family members, and certain farm and domestic workers, including those who earned no wages during the entire applicable pay period.  
\*\* North American Industry Classification System (NAICS).




J. Hewlett-University of Wyoming, J.Tranel-Colorado State University,  
J. Parsons-University of Nebraska-Lincoln, and E. Dennis-University of Nebraska-Lincoln.

© All Rights Reserved.  
RightRisk.org. December 2024.

SECOND QUARTER, 2024 Bureau of Labor QCEW* Statistics - Average Values by NAICS** Industry, Private Ownership Only.	STATE: NEBRASKA			COUNTY: CHEYENNE		
	2024-Q2 Average Establishments Count	2024-Q2 Average Employment Level	2024-Q2 Monthly Avg. Compensation	2024-Q2 Average Establishments Count	2024-Q2 Average Employment Level	2024-Q2 Monthly Avg. Compensation
	NAICS 11 Agriculture, forestry, fishing and hunting	2,586	15,327	\$4,125	14	-
NAICS 111 Crop production	1,251	4,858	\$3,809	8	19	\$3,952
NAICS 1111 Oilseed and grain farming	1,129	3,621	\$3,761	7	-	\$0
NAICS 11113 Dry pea and bean farming	-	-	\$0	-	-	\$0
NAICS 111130 Dry pea and bean farming	-	-	\$0	-	-	\$0
NAICS 11114 Wheat farming	6	15	\$3,649	2	-	\$0
NAICS 111140 Wheat farming	6	15	\$3,649	2	-	\$0
NAICS 11115 Corn farming	348	1,116	\$3,813	-	-	\$0
NAICS 111150 Corn farming	348	1,116	\$3,813	-	-	\$0
NAICS 11119 Other grain farming	769	2,476	\$3,740	5	11	\$4,268
NAICS 111191 Oilseed and grain combination farming	751	2,426	\$3,735	5	11	\$4,268
NAICS 111199 All other grain farming	18	50	\$3,883	-	-	\$0
NAICS 1112 Vegetable and melon farming	31	445	\$4,377	-	-	\$0
NAICS 11121 Vegetable and melon farming	31	445	\$4,377	-	-	\$0
NAICS 111211 Potato farming	16	316	\$4,749	-	-	\$0
NAICS 111219 Other vegetable (except potato) and melon farming	15	128	\$3,458	-	-	\$0
NAICS 1114 Greenhouse, nursery, and floriculture production	43	539	\$3,172	1	-	\$0
NAICS 11141 Food crops grown under cover	3	12	\$1,703	-	-	\$0
NAICS 111411 Mushroom production	-	-	\$0	-	-	\$0
NAICS 111419 Other food crops grown under cover	3	12	\$1,703	-	-	\$0
NAICS 11142 Nursery and floriculture production	40	527	\$3,207	1	-	\$0
NAICS 111421 Nursery and tree production	32	462	\$3,337	-	-	\$0
NAICS 111422 Floriculture production	8	66	\$2,275	1	-	\$0
NAICS 1119 Other crop farming	45	-	\$0	-	-	\$0
NAICS 11194 Hay farming	22	92	\$3,328	-	-	\$0
NAICS 111940 Hay farming	22	92	\$3,328	-	-	\$0
NAICS 11199 All other crop farming	23	-	\$0	-	-	\$0
NAICS 111991 Sugar beet farming	9	-	\$0	-	-	\$0
NAICS 111998 All other miscellaneous crop farming	14	54	\$3,350	-	-	\$0
NAICS 112 Animal production and aquaculture	996	8,538	\$4,078	5	36	\$4,381
NAICS 1121 Cattle ranching and farming	776	5,860	\$4,043	4	-	\$0
NAICS 11211 Beef cattle ranching and farming, including feedlots	733	5,182	\$4,056	4	-	\$0
NAICS 112111 Beef cattle ranching and farming	470	2,077	\$3,514	2	-	\$0
NAICS 112112 Cattle feedlots	263	3,106	\$4,420	2	-	\$0
NAICS 11212 Dairy cattle and milk production	43	678	\$3,935	-	-	\$0
NAICS 112120 Dairy cattle and milk production	43	678	\$3,935	-	-	\$0
NAICS 1122 Hog and pig farming	154	2,248	\$4,190	-	-	\$0
NAICS 11221 Hog and pig farming	154	2,248	\$4,190	-	-	\$0
NAICS 112210 Hog and pig farming	154	2,248	\$4,190	-	-	\$0
NAICS 1124 Sheep and goat farming	2	-	\$0	-	-	\$0
NAICS 11241 Sheep farming	2	-	\$0	-	-	\$0
NAICS 112410 Sheep farming	2	-	\$0	-	-	\$0
NAICS 1125 Aquaculture	6	-	\$0	-	-	\$0
NAICS 11251 Aquaculture	6	-	\$0	-	-	\$0
NAICS 112511 Finfish farming and fish hatcheries	6	-	\$0	-	-	\$0
NAICS 1129 Other animal production	30	140	\$3,995	1	-	\$0
NAICS 11291 Apiculture	4	-	\$0	-	-	\$0
NAICS 112910 Apiculture	4	-	\$0	-	-	\$0
NAICS 11292 Horses and other equine production	2	-	\$0	-	-	\$0
NAICS 112920 Horses and other equine production	2	-	\$0	-	-	\$0
NAICS 11299 All other animal production	24	126	\$4,017	1	-	\$0
NAICS 112990 All other animal production	24	126	\$4,017	1	-	\$0
NAICS 113 Forestry and logging	5	8	\$3,623	-	-	\$0
NAICS 1133 Logging	5	8	\$3,623	-	-	\$0
NAICS 11331 Logging	5	8	\$3,623	-	-	\$0
NAICS 113310 Logging	5	8	\$3,623	-	-	\$0
NAICS 114 Fishing, hunting and trapping	-	-	\$0	-	-	\$0
NAICS 1142 Hunting and trapping	-	-	\$0	-	-	\$0
NAICS 11421 Hunting and trapping	-	-	\$0	-	-	\$0
NAICS 114210 Hunting and trapping	-	-	\$0	-	-	\$0
NAICS 115 Support activities for agriculture and forestry	334	1,923	\$5,152	1	-	\$0
NAICS 1151 Support activities for crop production	286	1,597	\$5,378	1	-	\$0
NAICS 11511 Support activities for crop production	286	1,597	\$5,378	1	-	\$0
NAICS 115112 Soil preparation, planting, and cultivating	125	465	\$4,576	-	-	\$0
NAICS 115113 Crop harvesting, primarily by machine	42	137	\$4,411	1	-	\$0
NAICS 115114 Postharvest crop activities (except cotton ginning)	30	659	\$5,967	-	-	\$0
NAICS 115115 Farm labor contractors and crew leaders	11	32	\$5,196	-	-	\$0
NAICS 115116 Farm management services	78	304	\$5,794	-	-	\$0
NAICS 1152 Support activities for animal production	44	318	\$4,086	-	-	\$0
NAICS 11521 Support activities for animal production	44	318	\$4,086	-	-	\$0
NAICS 115210 Support activities for animal production	44	318	\$4,086	-	-	\$0
NAICS 1153 Support activities for forestry	4	8	\$2,669	-	-	\$0
NAICS 11531 Support activities for forestry	4	8	\$2,669	-	-	\$0
NAICS 115310 Support activities for forestry	4	8	\$2,669	-	-	\$0

United States Bureau of Labor Statistics. Quarterly Census of Employment and Wages. QCEW Data Files. Accessed: 6 December 2024.  
[www.bls.gov/cew/downloadable-data-files.htm](http://www.bls.gov/cew/downloadable-data-files.htm)

\* Quarterly Census of Employment and Wages (QCEW) are compiled from state unemployment insurance (UI) program reports. Data excludes self-employed owners, unpaid family members, and certain farm and domestic workers, including those who earned no wages during the entire applicable pay period.  
\*\* North American Industry Classification System (NAICS).



J. Hewlett-University of Wyoming, J.Tranel-Colorado State University,  
J. Parsons-University of Nebraska-Lincoln, and E. Dennis-University of Nebraska-Lincoln.

© All Rights Reserved.  
RightRisk.org. December 2024.



SECOND QUARTER, 2024 Bureau of Labor QCEW* Statistics - Average Values by NAICS** Industry, Private Ownership Only.	STATE: NEBRASKA			COUNTY: CLAY		
	2024-Q2 Average Establishments Count	2024-Q2 Average Employment Level	2024-Q2 Monthly Avg. Compensation	2024-Q2 Average Establishments Count	2024-Q2 Average Employment Level	2024-Q2 Monthly Avg. Compensation
	NAICS 11 Agriculture, forestry, fishing and hunting	2,586	15,327	\$4,125	46	-
NAICS 111 Crop production	1,251	4,858	\$3,809	35	85	\$3,956
NAICS 1111 Oilseed and grain farming	1,129	3,621	\$3,761	34	-	\$0
NAICS 11113 Dry pea and bean farming	-	-	\$0	-	-	\$0
NAICS 111130 Dry pea and bean farming	-	-	\$0	-	-	\$0
NAICS 11114 Wheat farming	6	15	\$3,649	-	-	\$0
NAICS 111140 Wheat farming	6	15	\$3,649	-	-	\$0
NAICS 11115 Corn farming	348	1,116	\$3,813	9	-	\$0
NAICS 111150 Corn farming	348	1,116	\$3,813	9	-	\$0
NAICS 11119 Other grain farming	769	2,476	\$3,740	25	68	\$3,792
NAICS 111191 Oilseed and grain combination farming	751	2,426	\$3,735	25	68	\$3,792
NAICS 111199 All other grain farming	18	50	\$3,883	-	-	\$0
NAICS 1112 Vegetable and melon farming	31	445	\$4,377	-	-	\$0
NAICS 11121 Vegetable and melon farming	31	445	\$4,377	-	-	\$0
NAICS 111211 Potato farming	16	316	\$4,749	-	-	\$0
NAICS 111219 Other vegetable (except potato) and melon farming	15	128	\$3,458	-	-	\$0
NAICS 1114 Greenhouse, nursery, and floriculture production	43	539	\$3,172	-	-	\$0
NAICS 11141 Food crops grown under cover	3	12	\$1,703	-	-	\$0
NAICS 111411 Mushroom production	-	-	\$0	-	-	\$0
NAICS 111419 Other food crops grown under cover	3	12	\$1,703	-	-	\$0
NAICS 11142 Nursery and floriculture production	40	527	\$3,207	-	-	\$0
NAICS 111421 Nursery and tree production	32	462	\$3,337	-	-	\$0
NAICS 111422 Floriculture production	8	66	\$2,275	-	-	\$0
NAICS 1119 Other crop farming	45	-	\$0	1	-	\$0
NAICS 11194 Hay farming	22	92	\$3,328	-	-	\$0
NAICS 111940 Hay farming	22	92	\$3,328	-	-	\$0
NAICS 11199 All other crop farming	23	-	\$0	1	-	\$0
NAICS 111991 Sugar beet farming	9	-	\$0	-	-	\$0
NAICS 111998 All other miscellaneous crop farming	14	54	\$3,350	1	-	\$0
NAICS 112 Animal production and aquaculture	996	8,538	\$4,078	8	57	\$5,512
NAICS 1121 Cattle ranching and farming	776	5,860	\$4,043	5	-	\$0
NAICS 11211 Beef cattle ranching and farming, including feedlots	733	5,182	\$4,056	4	41	\$6,106
NAICS 112111 Beef cattle ranching and farming	470	2,077	\$3,514	2	-	\$0
NAICS 112112 Cattle feedlots	263	3,106	\$4,420	2	-	\$0
NAICS 11212 Dairy cattle and milk production	43	678	\$3,935	1	-	\$0
NAICS 112120 Dairy cattle and milk production	43	678	\$3,935	1	-	\$0
NAICS 1122 Hog and pig farming	154	2,248	\$4,190	3	-	\$0
NAICS 11221 Hog and pig farming	154	2,248	\$4,190	3	-	\$0
NAICS 112210 Hog and pig farming	154	2,248	\$4,190	3	-	\$0
NAICS 1124 Sheep and goat farming	2	-	\$0	-	-	\$0
NAICS 11241 Sheep farming	2	-	\$0	-	-	\$0
NAICS 112410 Sheep farming	2	-	\$0	-	-	\$0
NAICS 1125 Aquaculture	6	-	\$0	-	-	\$0
NAICS 11251 Aquaculture	6	-	\$0	-	-	\$0
NAICS 112511 Finfish farming and fish hatcheries	6	-	\$0	-	-	\$0
NAICS 1129 Other animal production	30	140	\$3,995	-	-	\$0
NAICS 11291 Apiculture	4	-	\$0	-	-	\$0
NAICS 112910 Apiculture	4	-	\$0	-	-	\$0
NAICS 11292 Horses and other equine production	2	-	\$0	-	-	\$0
NAICS 112920 Horses and other equine production	2	-	\$0	-	-	\$0
NAICS 11299 All other animal production	24	126	\$4,017	-	-	\$0
NAICS 112990 All other animal production	24	126	\$4,017	-	-	\$0
NAICS 113 Forestry and logging	5	8	\$3,623	-	-	\$0
NAICS 1133 Logging	5	8	\$3,623	-	-	\$0
NAICS 11331 Logging	5	8	\$3,623	-	-	\$0
NAICS 113310 Logging	5	8	\$3,623	-	-	\$0
NAICS 114 Fishing, hunting and trapping	-	-	\$0	-	-	\$0
NAICS 1142 Hunting and trapping	-	-	\$0	-	-	\$0
NAICS 11421 Hunting and trapping	-	-	\$0	-	-	\$0
NAICS 114210 Hunting and trapping	-	-	\$0	-	-	\$0
NAICS 115 Support activities for agriculture and forestry	334	1,923	\$5,152	3	-	\$0
NAICS 1151 Support activities for crop production	286	1,597	\$5,378	3	-	\$0
NAICS 11511 Support activities for crop production	286	1,597	\$5,378	3	-	\$0
NAICS 115112 Soil preparation, planting, and cultivating	125	465	\$4,576	3	-	\$0
NAICS 115113 Crop harvesting, primarily by machine	42	137	\$4,411	-	-	\$0
NAICS 115114 Postharvest crop activities (except cotton ginning)	30	659	\$5,967	-	-	\$0
NAICS 115115 Farm labor contractors and crew leaders	11	32	\$5,196	-	-	\$0
NAICS 115116 Farm management services	78	304	\$5,794	-	-	\$0
NAICS 1152 Support activities for animal production	44	318	\$4,086	-	-	\$0
NAICS 11521 Support activities for animal production	44	318	\$4,086	-	-	\$0
NAICS 115210 Support activities for animal production	44	318	\$4,086	-	-	\$0
NAICS 1153 Support activities for forestry	4	8	\$2,669	-	-	\$0
NAICS 11531 Support activities for forestry	4	8	\$2,669	-	-	\$0
NAICS 115310 Support activities for forestry	4	8	\$2,669	-	-	\$0

United States Bureau of Labor Statistics. Quarterly Census of Employment and Wages. QCEW Data Files. Accessed: 6 December 2024.  
[www.bls.gov/cew/downloadable-data-files.htm](http://www.bls.gov/cew/downloadable-data-files.htm)

\* Quarterly Census of Employment and Wages (QCEW) are compiled from state unemployment insurance (UI) program reports. Data excludes self-employed owners, unpaid family members, and certain farm and domestic workers, including those who earned no wages during the entire applicable pay period.  
\*\* North American Industry Classification System (NAICS).



J. Hewlett-University of Wyoming, J.Tranel-Colorado State University,  
J. Parsons-University of Nebraska-Lincoln, and E. Dennis-University of Nebraska-Lincoln.

© All Rights Reserved.  
RightRisk.org. December 2024.

SECOND QUARTER, 2024 Bureau of Labor QCEW* Statistics - Average Values by NAICS** Industry, Private Ownership Only.	STATE: NEBRASKA			COUNTY: COLFAX		
	2024-Q2 Average Establishments Count	2024-Q2 Average Employment Level	2024-Q2 Monthly Avg. Compensation	2024-Q2 Average Establishments Count	2024-Q2 Average Employment Level	2024-Q2 Monthly Avg. Compensation
	NAICS 11 Agriculture, forestry, fishing and hunting	2,586	15,327	\$4,125	28	-
NAICS 111 Crop production	1,251	4,858	\$3,809	6	17	\$2,986
NAICS 1111 Oilseed and grain farming	1,129	3,621	\$3,761	6	17	\$2,986
NAICS 11113 Dry pea and bean farming	-	-	\$0	-	-	\$0
NAICS 111130 Dry pea and bean farming	-	-	\$0	-	-	\$0
NAICS 11114 Wheat farming	6	15	\$3,649	-	-	\$0
NAICS 111140 Wheat farming	6	15	\$3,649	-	-	\$0
NAICS 11115 Corn farming	348	1,116	\$3,813	1	-	\$0
NAICS 111150 Corn farming	348	1,116	\$3,813	1	-	\$0
NAICS 11119 Other grain farming	769	2,476	\$3,740	5	-	\$0
NAICS 111191 Oilseed and grain combination farming	751	2,426	\$3,735	5	-	\$0
NAICS 111199 All other grain farming	18	50	\$3,883	-	-	\$0
NAICS 1112 Vegetable and melon farming	31	445	\$4,377	-	-	\$0
NAICS 11121 Vegetable and melon farming	31	445	\$4,377	-	-	\$0
NAICS 111211 Potato farming	16	316	\$4,749	-	-	\$0
NAICS 111219 Other vegetable (except potato) and melon farming	15	128	\$3,458	-	-	\$0
NAICS 1114 Greenhouse, nursery, and floriculture production	43	539	\$3,172	-	-	\$0
NAICS 11141 Food crops grown under cover	3	12	\$1,703	-	-	\$0
NAICS 111411 Mushroom production	-	-	\$0	-	-	\$0
NAICS 111419 Other food crops grown under cover	3	12	\$1,703	-	-	\$0
NAICS 11142 Nursery and floriculture production	40	527	\$3,207	-	-	\$0
NAICS 111421 Nursery and tree production	32	462	\$3,337	-	-	\$0
NAICS 111422 Floriculture production	8	66	\$2,275	-	-	\$0
NAICS 1119 Other crop farming	45	-	\$0	-	-	\$0
NAICS 11194 Hay farming	22	92	\$3,328	-	-	\$0
NAICS 111940 Hay farming	22	92	\$3,328	-	-	\$0
NAICS 11199 All other crop farming	23	-	\$0	-	-	\$0
NAICS 111991 Sugar beet farming	9	-	\$0	-	-	\$0
NAICS 111998 All other miscellaneous crop farming	14	54	\$3,350	-	-	\$0
NAICS 112 Animal production and aquaculture	996	8,538	\$4,078	19	235	\$4,455
NAICS 1121 Cattle ranching and farming	776	5,860	\$4,043	10	73	\$4,221
NAICS 11211 Beef cattle ranching and farming, including feedlots	733	5,182	\$4,056	10	73	\$4,221
NAICS 112111 Beef cattle ranching and farming	470	2,077	\$3,514	3	-	\$0
NAICS 112112 Cattle feedlots	263	3,106	\$4,420	7	-	\$0
NAICS 11212 Dairy cattle and milk production	43	678	\$3,935	-	-	\$0
NAICS 112120 Dairy cattle and milk production	43	678	\$3,935	-	-	\$0
NAICS 1122 Hog and pig farming	154	2,248	\$4,190	7	-	\$0
NAICS 11221 Hog and pig farming	154	2,248	\$4,190	7	-	\$0
NAICS 112210 Hog and pig farming	154	2,248	\$4,190	7	-	\$0
NAICS 1124 Sheep and goat farming	2	-	\$0	-	-	\$0
NAICS 11241 Sheep farming	2	-	\$0	-	-	\$0
NAICS 112410 Sheep farming	2	-	\$0	-	-	\$0
NAICS 1125 Aquaculture	6	-	\$0	-	-	\$0
NAICS 11251 Aquaculture	6	-	\$0	-	-	\$0
NAICS 112511 Finfish farming and fish hatcheries	6	-	\$0	-	-	\$0
NAICS 1129 Other animal production	30	140	\$3,995	-	-	\$0
NAICS 11291 Apiculture	4	-	\$0	-	-	\$0
NAICS 112910 Apiculture	4	-	\$0	-	-	\$0
NAICS 11292 Horses and other equine production	2	-	\$0	-	-	\$0
NAICS 112920 Horses and other equine production	2	-	\$0	-	-	\$0
NAICS 11299 All other animal production	24	126	\$4,017	-	-	\$0
NAICS 112990 All other animal production	24	126	\$4,017	-	-	\$0
NAICS 113 Forestry and logging	5	8	\$3,623	-	-	\$0
NAICS 1133 Logging	5	8	\$3,623	-	-	\$0
NAICS 11331 Logging	5	8	\$3,623	-	-	\$0
NAICS 113310 Logging	5	8	\$3,623	-	-	\$0
NAICS 114 Fishing, hunting and trapping	-	-	\$0	-	-	\$0
NAICS 1142 Hunting and trapping	-	-	\$0	-	-	\$0
NAICS 11421 Hunting and trapping	-	-	\$0	-	-	\$0
NAICS 114210 Hunting and trapping	-	-	\$0	-	-	\$0
NAICS 115 Support activities for agriculture and forestry	334	1,923	\$5,152	3	-	\$0
NAICS 1151 Support activities for crop production	286	1,597	\$5,378	2	-	\$0
NAICS 11511 Support activities for crop production	286	1,597	\$5,378	2	-	\$0
NAICS 115112 Soil preparation, planting, and cultivating	125	465	\$4,576	1	-	\$0
NAICS 115113 Crop harvesting, primarily by machine	42	137	\$4,411	1	-	\$0
NAICS 115114 Postharvest crop activities (except cotton ginning)	30	659	\$5,967	-	-	\$0
NAICS 115115 Farm labor contractors and crew leaders	11	32	\$5,196	-	-	\$0
NAICS 115116 Farm management services	78	304	\$5,794	-	-	\$0
NAICS 1152 Support activities for animal production	44	318	\$4,086	1	-	\$0
NAICS 11521 Support activities for animal production	44	318	\$4,086	1	-	\$0
NAICS 115210 Support activities for animal production	44	318	\$4,086	1	-	\$0
NAICS 1153 Support activities for forestry	4	8	\$2,669	-	-	\$0
NAICS 11531 Support activities for forestry	4	8	\$2,669	-	-	\$0
NAICS 115310 Support activities for forestry	4	8	\$2,669	-	-	\$0

United States Bureau of Labor Statistics. Quarterly Census of Employment and Wages. QCEW Data Files. Accessed: 6 December 2024.  
[www.bls.gov/cew/downloadable-data-files.htm](http://www.bls.gov/cew/downloadable-data-files.htm)

\* Quarterly Census of Employment and Wages (QCEW) are compiled from state unemployment insurance (UI) program reports. Data excludes self-employed owners, unpaid family members, and certain farm and domestic workers, including those who earned no wages during the entire applicable pay period.  
\*\* North American Industry Classification System (NAICS).




J. Hewlett-University of Wyoming, J.Tranel-Colorado State University,  
J. Parsons-University of Nebraska-Lincoln, and E. Dennis-University of Nebraska-Lincoln.

© All Rights Reserved.  
RightRisk.org. December 2024.

SECOND QUARTER, 2024 Bureau of Labor QCEW* Statistics - Average Values by NAICS** Industry, Private Ownership Only.	STATE: NEBRASKA			COUNTY: CUMING		
	2024-Q2 Average Establishments Count	2024-Q2 Average Employment Level	2024-Q2 Monthly Avg. Compensation	2024-Q2 Average Establishments Count	2024-Q2 Average Employment Level	2024-Q2 Monthly Avg. Compensation
	NAICS 11 Agriculture, forestry, fishing and hunting	2,586	15,327	\$4,125	59	-
NAICS 111 Crop production	1,251	4,858	\$3,809	10	42	\$3,731
NAICS 1111 Oilseed and grain farming	1,129	3,621	\$3,761	10	42	\$3,731
NAICS 11113 Dry pea and bean farming	-	-	\$0	-	-	\$0
NAICS 111130 Dry pea and bean farming	-	-	\$0	-	-	\$0
NAICS 11114 Wheat farming	6	15	\$3,649	-	-	\$0
NAICS 111140 Wheat farming	6	15	\$3,649	-	-	\$0
NAICS 11115 Corn farming	348	1,116	\$3,813	2	-	\$0
NAICS 111150 Corn farming	348	1,116	\$3,813	2	-	\$0
NAICS 11119 Other grain farming	769	2,476	\$3,740	8	-	\$0
NAICS 111191 Oilseed and grain combination farming	751	2,426	\$3,735	8	-	\$0
NAICS 111199 All other grain farming	18	50	\$3,883	-	-	\$0
NAICS 1112 Vegetable and melon farming	31	445	\$4,377	-	-	\$0
NAICS 11121 Vegetable and melon farming	31	445	\$4,377	-	-	\$0
NAICS 111211 Potato farming	16	316	\$4,749	-	-	\$0
NAICS 111219 Other vegetable (except potato) and melon farming	15	128	\$3,458	-	-	\$0
NAICS 1114 Greenhouse, nursery, and floriculture production	43	539	\$3,172	-	-	\$0
NAICS 11141 Food crops grown under cover	3	12	\$1,703	-	-	\$0
NAICS 111411 Mushroom production	-	-	\$0	-	-	\$0
NAICS 111419 Other food crops grown under cover	3	12	\$1,703	-	-	\$0
NAICS 11142 Nursery and floriculture production	40	527	\$3,207	-	-	\$0
NAICS 111421 Nursery and tree production	32	462	\$3,337	-	-	\$0
NAICS 111422 Floriculture production	8	66	\$2,275	-	-	\$0
NAICS 1119 Other crop farming	45	-	\$0	-	-	\$0
NAICS 11194 Hay farming	22	92	\$3,328	-	-	\$0
NAICS 111940 Hay farming	22	92	\$3,328	-	-	\$0
NAICS 11199 All other crop farming	23	-	\$0	-	-	\$0
NAICS 111991 Sugar beet farming	9	-	\$0	-	-	\$0
NAICS 111998 All other miscellaneous crop farming	14	54	\$3,350	-	-	\$0
NAICS 112 Animal production and aquaculture	996	8,538	\$4,078	45	382	\$4,515
NAICS 1121 Cattle ranching and farming	776	5,860	\$4,043	40	361	\$4,559
NAICS 11211 Beef cattle ranching and farming, including feedlots	733	5,182	\$4,056	39	-	\$0
NAICS 112111 Beef cattle ranching and farming	470	2,077	\$3,514	3	-	\$0
NAICS 112112 Cattle feedlots	263	3,106	\$4,420	36	322	\$4,706
NAICS 11212 Dairy cattle and milk production	43	678	\$3,935	1	-	\$0
NAICS 112120 Dairy cattle and milk production	43	678	\$3,935	1	-	\$0
NAICS 1122 Hog and pig farming	154	2,248	\$4,190	3	-	\$0
NAICS 11221 Hog and pig farming	154	2,248	\$4,190	3	-	\$0
NAICS 112210 Hog and pig farming	154	2,248	\$4,190	3	-	\$0
NAICS 1124 Sheep and goat farming	2	-	\$0	-	-	\$0
NAICS 11241 Sheep farming	2	-	\$0	-	-	\$0
NAICS 112410 Sheep farming	2	-	\$0	-	-	\$0
NAICS 1125 Aquaculture	6	-	\$0	-	-	\$0
NAICS 11251 Aquaculture	6	-	\$0	-	-	\$0
NAICS 112511 Finfish farming and fish hatcheries	6	-	\$0	-	-	\$0
NAICS 1129 Other animal production	30	140	\$3,995	2	-	\$0
NAICS 11291 Apiculture	4	-	\$0	-	-	\$0
NAICS 112910 Apiculture	4	-	\$0	-	-	\$0
NAICS 11292 Horses and other equine production	2	-	\$0	-	-	\$0
NAICS 112920 Horses and other equine production	2	-	\$0	-	-	\$0
NAICS 11299 All other animal production	24	126	\$4,017	2	-	\$0
NAICS 112990 All other animal production	24	126	\$4,017	2	-	\$0
NAICS 113 Forestry and logging	5	8	\$3,623	-	-	\$0
NAICS 1133 Logging	5	8	\$3,623	-	-	\$0
NAICS 11331 Logging	5	8	\$3,623	-	-	\$0
NAICS 113310 Logging	5	8	\$3,623	-	-	\$0
NAICS 114 Fishing, hunting and trapping	-	-	\$0	-	-	\$0
NAICS 1142 Hunting and trapping	-	-	\$0	-	-	\$0
NAICS 11421 Hunting and trapping	-	-	\$0	-	-	\$0
NAICS 114210 Hunting and trapping	-	-	\$0	-	-	\$0
NAICS 115 Support activities for agriculture and forestry	334	1,923	\$5,152	4	-	\$0
NAICS 1151 Support activities for crop production	286	1,597	\$5,378	4	-	\$0
NAICS 11511 Support activities for crop production	286	1,597	\$5,378	4	-	\$0
NAICS 115112 Soil preparation, planting, and cultivating	125	465	\$4,576	1	-	\$0
NAICS 115113 Crop harvesting, primarily by machine	42	137	\$4,411	1	-	\$0
NAICS 115114 Postharvest crop activities (except cotton ginning)	30	659	\$5,967	2	-	\$0
NAICS 115115 Farm labor contractors and crew leaders	11	32	\$5,196	-	-	\$0
NAICS 115116 Farm management services	78	304	\$5,794	-	-	\$0
NAICS 1152 Support activities for animal production	44	318	\$4,086	-	-	\$0
NAICS 11521 Support activities for animal production	44	318	\$4,086	-	-	\$0
NAICS 115210 Support activities for animal production	44	318	\$4,086	-	-	\$0
NAICS 1153 Support activities for forestry	4	8	\$2,669	-	-	\$0
NAICS 11531 Support activities for forestry	4	8	\$2,669	-	-	\$0
NAICS 115310 Support activities for forestry	4	8	\$2,669	-	-	\$0

United States Bureau of Labor Statistics. Quarterly Census of Employment and Wages. QCEW Data Files. Accessed: 6 December 2024.  
[www.bls.gov/cew/downloadable-data-files.htm](http://www.bls.gov/cew/downloadable-data-files.htm)

\* Quarterly Census of Employment and Wages (QCEW) are compiled from state unemployment insurance (UI) program reports. Data excludes self-employed owners, unpaid family members, and certain farm and domestic workers, including those who earned no wages during the entire applicable pay period.  
\*\* North American Industry Classification System (NAICS).



J. Hewlett-University of Wyoming, J.Tranel-Colorado State University,  
J. Parsons-University of Nebraska-Lincoln, and E. Dennis-University of Nebraska-Lincoln.

© All Rights Reserved.  
RightRisk.org. December 2024.



SECOND QUARTER, 2024 Bureau of Labor QCEW* Statistics - Average Values by NAICS** Industry, Private Ownership Only.	STATE: NEBRASKA			COUNTY: CUSTER		
	2024-Q2 Average Establishments Count	2024-Q2 Average Employment Level	2024-Q2 Monthly Avg. Compensation	2024-Q2 Average Establishments Count	2024-Q2 Average Employment Level	2024-Q2 Monthly Avg. Compensation
	NAICS 11 Agriculture, forestry, fishing and hunting	2,586	15,327	\$4,125	70	647
NAICS 111 Crop production	1,251	4,858	\$3,809	34	153	\$3,536
NAICS 1111 Oilseed and grain farming	1,129	3,621	\$3,761	29	133	\$3,701
NAICS 11113 Dry pea and bean farming	-	-	\$0	-	-	\$0
NAICS 111130 Dry pea and bean farming	-	-	\$0	-	-	\$0
NAICS 11114 Wheat farming	6	15	\$3,649	-	-	\$0
NAICS 111140 Wheat farming	6	15	\$3,649	-	-	\$0
NAICS 11115 Corn farming	348	1,116	\$3,813	8	34	\$3,770
NAICS 111150 Corn farming	348	1,116	\$3,813	8	34	\$3,770
NAICS 11119 Other grain farming	769	2,476	\$3,740	21	99	\$3,675
NAICS 111191 Oilseed and grain combination farming	751	2,426	\$3,735	19	-	\$0
NAICS 111199 All other grain farming	18	50	\$3,883	2	-	\$0
NAICS 1112 Vegetable and melon farming	31	445	\$4,377	-	-	\$0
NAICS 11121 Vegetable and melon farming	31	445	\$4,377	-	-	\$0
NAICS 111211 Potato farming	16	316	\$4,749	-	-	\$0
NAICS 111219 Other vegetable (except potato) and melon farming	15	128	\$3,458	-	-	\$0
NAICS 1114 Greenhouse, nursery, and floriculture production	43	539	\$3,172	1	-	\$0
NAICS 11141 Food crops grown under cover	3	12	\$1,703	-	-	\$0
NAICS 111411 Mushroom production	-	-	\$0	-	-	\$0
NAICS 111419 Other food crops grown under cover	3	12	\$1,703	-	-	\$0
NAICS 11142 Nursery and floriculture production	40	527	\$3,207	1	-	\$0
NAICS 111421 Nursery and tree production	32	462	\$3,337	1	-	\$0
NAICS 111422 Floriculture production	8	66	\$2,275	-	-	\$0
NAICS 1119 Other crop farming	45	-	\$0	4	-	\$0
NAICS 11194 Hay farming	22	92	\$3,328	3	-	\$0
NAICS 111940 Hay farming	22	92	\$3,328	3	-	\$0
NAICS 11199 All other crop farming	23	-	\$0	1	-	\$0
NAICS 111991 Sugar beet farming	9	-	\$0	-	-	\$0
NAICS 111998 All other miscellaneous crop farming	14	54	\$3,350	1	-	\$0
NAICS 112 Animal production and aquaculture	996	8,538	\$4,078	31	481	\$4,589
NAICS 1121 Cattle ranching and farming	776	5,860	\$4,043	29	-	\$0
NAICS 11211 Beef cattle ranching and farming, including feedlots	733	5,182	\$4,056	28	294	\$4,528
NAICS 112111 Beef cattle ranching and farming	470	2,077	\$3,514	24	104	\$3,506
NAICS 112112 Cattle feedlots	263	3,106	\$4,420	4	190	\$5,092
NAICS 11212 Dairy cattle and milk production	43	678	\$3,935	1	-	\$0
NAICS 112120 Dairy cattle and milk production	43	678	\$3,935	1	-	\$0
NAICS 1122 Hog and pig farming	154	2,248	\$4,190	2	-	\$0
NAICS 11221 Hog and pig farming	154	2,248	\$4,190	2	-	\$0
NAICS 112210 Hog and pig farming	154	2,248	\$4,190	2	-	\$0
NAICS 1124 Sheep and goat farming	2	-	\$0	-	-	\$0
NAICS 11241 Sheep farming	2	-	\$0	-	-	\$0
NAICS 112410 Sheep farming	2	-	\$0	-	-	\$0
NAICS 1125 Aquaculture	6	-	\$0	-	-	\$0
NAICS 11251 Aquaculture	6	-	\$0	-	-	\$0
NAICS 112511 Finfish farming and fish hatcheries	6	-	\$0	-	-	\$0
NAICS 1129 Other animal production	30	140	\$3,995	-	-	\$0
NAICS 11291 Apiculture	4	-	\$0	-	-	\$0
NAICS 112910 Apiculture	4	-	\$0	-	-	\$0
NAICS 11292 Horses and other equine production	2	-	\$0	-	-	\$0
NAICS 112920 Horses and other equine production	2	-	\$0	-	-	\$0
NAICS 11299 All other animal production	24	126	\$4,017	-	-	\$0
NAICS 112990 All other animal production	24	126	\$4,017	-	-	\$0
NAICS 113 Forestry and logging	5	8	\$3,623	-	-	\$0
NAICS 1133 Logging	5	8	\$3,623	-	-	\$0
NAICS 11331 Logging	5	8	\$3,623	-	-	\$0
NAICS 113310 Logging	5	8	\$3,623	-	-	\$0
NAICS 114 Fishing, hunting and trapping	-	-	\$0	-	-	\$0
NAICS 1142 Hunting and trapping	-	-	\$0	-	-	\$0
NAICS 11421 Hunting and trapping	-	-	\$0	-	-	\$0
NAICS 114210 Hunting and trapping	-	-	\$0	-	-	\$0
NAICS 115 Support activities for agriculture and forestry	334	1,923	\$5,152	5	13	\$3,987
NAICS 1151 Support activities for crop production	286	1,597	\$5,378	5	13	\$3,987
NAICS 11511 Support activities for crop production	286	1,597	\$5,378	5	13	\$3,987
NAICS 115112 Soil preparation, planting, and cultivating	125	465	\$4,576	2	-	\$0
NAICS 115113 Crop harvesting, primarily by machine	42	137	\$4,411	1	-	\$0
NAICS 115114 Postharvest crop activities (except cotton ginning)	30	659	\$5,967	-	-	\$0
NAICS 115115 Farm labor contractors and crew leaders	11	32	\$5,196	1	-	\$0
NAICS 115116 Farm management services	78	304	\$5,794	1	-	\$0
NAICS 1152 Support activities for animal production	44	318	\$4,086	-	-	\$0
NAICS 11521 Support activities for animal production	44	318	\$4,086	-	-	\$0
NAICS 115210 Support activities for animal production	44	318	\$4,086	-	-	\$0
NAICS 1153 Support activities for forestry	4	8	\$2,669	-	-	\$0
NAICS 11531 Support activities for forestry	4	8	\$2,669	-	-	\$0
NAICS 115310 Support activities for forestry	4	8	\$2,669	-	-	\$0

United States Bureau of Labor Statistics. Quarterly Census of Employment and Wages. QCEW Data Files. Accessed: 6 December 2024.  
[www.bls.gov/cew/downloadable-data-files.htm](http://www.bls.gov/cew/downloadable-data-files.htm)

\* Quarterly Census of Employment and Wages (QCEW) are compiled from state unemployment insurance (UI) program reports. Data excludes self-employed owners, unpaid family members, and certain farm and domestic workers, including those who earned no wages during the entire applicable pay period.  
\*\* North American Industry Classification System (NAICS).



J. Hewlett-University of Wyoming, J.Tranel-Colorado State University,  
J. Parsons-University of Nebraska-Lincoln, and E. Dennis-University of Nebraska-Lincoln.

© All Rights Reserved.  
RightRisk.org. December 2024.

SECOND QUARTER, 2024 Bureau of Labor QCEW* Statistics - Average Values by NAICS** Industry, Private Ownership Only.	STATE: NEBRASKA			COUNTY: DAKOTA		
	2024-Q2 Average Establishments Count	2024-Q2 Average Employment Level	2024-Q2 Monthly Avg. Compensation	2024-Q2 Average Establishments Count	2024-Q2 Average Employment Level	2024-Q2 Monthly Avg. Compensation
	NAICS 11 Agriculture, forestry, fishing and hunting	2,586	15,327	\$4,125	14	104
NAICS 111 Crop production	1,251	4,858	\$3,809	11	38	\$4,286
NAICS 1111 Oilseed and grain farming	1,129	3,621	\$3,761	10	-	\$0
NAICS 11113 Dry pea and bean farming	-	-	\$0	-	-	\$0
NAICS 111130 Dry pea and bean farming	-	-	\$0	-	-	\$0
NAICS 11114 Wheat farming	6	15	\$3,649	-	-	\$0
NAICS 111140 Wheat farming	6	15	\$3,649	-	-	\$0
NAICS 11115 Corn farming	348	1,116	\$3,813	2	-	\$0
NAICS 111150 Corn farming	348	1,116	\$3,813	2	-	\$0
NAICS 11119 Other grain farming	769	2,476	\$3,740	8	21	\$5,096
NAICS 111191 Oilseed and grain combination farming	751	2,426	\$3,735	7	-	\$0
NAICS 111199 All other grain farming	18	50	\$3,883	1	-	\$0
NAICS 1112 Vegetable and melon farming	31	445	\$4,377	-	-	\$0
NAICS 11121 Vegetable and melon farming	31	445	\$4,377	-	-	\$0
NAICS 111211 Potato farming	16	316	\$4,749	-	-	\$0
NAICS 111219 Other vegetable (except potato) and melon farming	15	128	\$3,458	-	-	\$0
NAICS 1114 Greenhouse, nursery, and floriculture production	43	539	\$3,172	-	-	\$0
NAICS 11141 Food crops grown under cover	3	12	\$1,703	-	-	\$0
NAICS 111411 Mushroom production	-	-	\$0	-	-	\$0
NAICS 111419 Other food crops grown under cover	3	12	\$1,703	-	-	\$0
NAICS 11142 Nursery and floriculture production	40	527	\$3,207	-	-	\$0
NAICS 111421 Nursery and tree production	32	462	\$3,337	-	-	\$0
NAICS 111422 Floriculture production	8	66	\$2,275	-	-	\$0
NAICS 1119 Other crop farming	45	-	\$0	1	-	\$0
NAICS 11194 Hay farming	22	92	\$3,328	1	-	\$0
NAICS 111940 Hay farming	22	92	\$3,328	1	-	\$0
NAICS 11199 All other crop farming	23	-	\$0	-	-	\$0
NAICS 111991 Sugar beet farming	9	-	\$0	-	-	\$0
NAICS 111998 All other miscellaneous crop farming	14	54	\$3,350	-	-	\$0
NAICS 112 Animal production and aquaculture	996	8,538	\$4,078	2	-	\$0
NAICS 1121 Cattle ranching and farming	776	5,860	\$4,043	2	-	\$0
NAICS 11211 Beef cattle ranching and farming, including feedlots	733	5,182	\$4,056	-	-	\$0
NAICS 112111 Beef cattle ranching and farming	470	2,077	\$3,514	-	-	\$0
NAICS 112112 Cattle feedlots	263	3,106	\$4,420	-	-	\$0
NAICS 11212 Dairy cattle and milk production	43	678	\$3,935	2	-	\$0
NAICS 112120 Dairy cattle and milk production	43	678	\$3,935	2	-	\$0
NAICS 1122 Hog and pig farming	154	2,248	\$4,190	-	-	\$0
NAICS 11221 Hog and pig farming	154	2,248	\$4,190	-	-	\$0
NAICS 112210 Hog and pig farming	154	2,248	\$4,190	-	-	\$0
NAICS 1124 Sheep and goat farming	2	-	\$0	-	-	\$0
NAICS 11241 Sheep farming	2	-	\$0	-	-	\$0
NAICS 112410 Sheep farming	2	-	\$0	-	-	\$0
NAICS 1125 Aquaculture	6	-	\$0	-	-	\$0
NAICS 11251 Aquaculture	6	-	\$0	-	-	\$0
NAICS 112511 Finfish farming and fish hatcheries	6	-	\$0	-	-	\$0
NAICS 1129 Other animal production	30	140	\$3,995	-	-	\$0
NAICS 11291 Apiculture	4	-	\$0	-	-	\$0
NAICS 112910 Apiculture	4	-	\$0	-	-	\$0
NAICS 11292 Horses and other equine production	2	-	\$0	-	-	\$0
NAICS 112920 Horses and other equine production	2	-	\$0	-	-	\$0
NAICS 11299 All other animal production	24	126	\$4,017	-	-	\$0
NAICS 112990 All other animal production	24	126	\$4,017	-	-	\$0
NAICS 113 Forestry and logging	5	8	\$3,623	-	-	\$0
NAICS 1133 Logging	5	8	\$3,623	-	-	\$0
NAICS 11331 Logging	5	8	\$3,623	-	-	\$0
NAICS 113310 Logging	5	8	\$3,623	-	-	\$0
NAICS 114 Fishing, hunting and trapping	-	-	\$0	-	-	\$0
NAICS 1142 Hunting and trapping	-	-	\$0	-	-	\$0
NAICS 11421 Hunting and trapping	-	-	\$0	-	-	\$0
NAICS 114210 Hunting and trapping	-	-	\$0	-	-	\$0
NAICS 115 Support activities for agriculture and forestry	334	1,923	\$5,152	1	-	\$0
NAICS 1151 Support activities for crop production	286	1,597	\$5,378	1	-	\$0
NAICS 11511 Support activities for crop production	286	1,597	\$5,378	1	-	\$0
NAICS 115112 Soil preparation, planting, and cultivating	125	465	\$4,576	1	-	\$0
NAICS 115113 Crop harvesting, primarily by machine	42	137	\$4,411	-	-	\$0
NAICS 115114 Postharvest crop activities (except cotton ginning)	30	659	\$5,967	-	-	\$0
NAICS 115115 Farm labor contractors and crew leaders	11	32	\$5,196	-	-	\$0
NAICS 115116 Farm management services	78	304	\$5,794	-	-	\$0
NAICS 1152 Support activities for animal production	44	318	\$4,086	-	-	\$0
NAICS 11521 Support activities for animal production	44	318	\$4,086	-	-	\$0
NAICS 115210 Support activities for animal production	44	318	\$4,086	-	-	\$0
NAICS 1153 Support activities for forestry	4	8	\$2,669	-	-	\$0
NAICS 11531 Support activities for forestry	4	8	\$2,669	-	-	\$0
NAICS 115310 Support activities for forestry	4	8	\$2,669	-	-	\$0

United States Bureau of Labor Statistics. Quarterly Census of Employment and Wages. QCEW Data Files. Accessed: 6 December 2024.  
[www.bls.gov/cew/downloadable-data-files.htm](http://www.bls.gov/cew/downloadable-data-files.htm)

\* Quarterly Census of Employment and Wages (QCEW) are compiled from state unemployment insurance (UI) program reports. Data excludes self-employed owners, unpaid family members, and certain farm and domestic workers, including those who earned no wages during the entire applicable pay period.  
\*\* North American Industry Classification System (NAICS).



J. Hewlett-University of Wyoming, J.Tranel-Colorado State University,  
J. Parsons-University of Nebraska-Lincoln, and E. Dennis-University of Nebraska-Lincoln.

© All Rights Reserved.  
RightRisk.org. December 2024.

SECOND QUARTER, 2024 Bureau of Labor QCEW* Statistics - Average Values by NAICS** Industry, Private Ownership Only.	STATE: NEBRASKA			COUNTY: DAWES		
	2024-Q2 Average Establishments Count	2024-Q2 Average Employment Level	2024-Q2 Monthly Avg. Compensation	2024-Q2 Average Establishments Count	2024-Q2 Average Employment Level	2024-Q2 Monthly Avg. Compensation
	NAICS 11 Agriculture, forestry, fishing and hunting	2,586	15,327	\$4,125	14	44
NAICS 111 Crop production	1,251	4,858	\$3,809	1	-	\$0
NAICS 1111 Oilseed and grain farming	1,129	3,621	\$3,761	1	-	\$0
NAICS 11113 Dry pea and bean farming	-	-	\$0	-	-	\$0
NAICS 111130 Dry pea and bean farming	-	-	\$0	-	-	\$0
NAICS 11114 Wheat farming	6	15	\$3,649	-	-	\$0
NAICS 111140 Wheat farming	6	15	\$3,649	-	-	\$0
NAICS 11115 Corn farming	348	1,116	\$3,813	1	-	\$0
NAICS 111150 Corn farming	348	1,116	\$3,813	1	-	\$0
NAICS 11119 Other grain farming	769	2,476	\$3,740	-	-	\$0
NAICS 111191 Oilseed and grain combination farming	751	2,426	\$3,735	-	-	\$0
NAICS 111199 All other grain farming	18	50	\$3,883	-	-	\$0
NAICS 1112 Vegetable and melon farming	31	445	\$4,377	-	-	\$0
NAICS 11121 Vegetable and melon farming	31	445	\$4,377	-	-	\$0
NAICS 111211 Potato farming	16	316	\$4,749	-	-	\$0
NAICS 111219 Other vegetable (except potato) and melon farming	15	128	\$3,458	-	-	\$0
NAICS 1114 Greenhouse, nursery, and floriculture production	43	539	\$3,172	-	-	\$0
NAICS 11141 Food crops grown under cover	3	12	\$1,703	-	-	\$0
NAICS 111411 Mushroom production	-	-	\$0	-	-	\$0
NAICS 111419 Other food crops grown under cover	3	12	\$1,703	-	-	\$0
NAICS 11142 Nursery and floriculture production	40	527	\$3,207	-	-	\$0
NAICS 111421 Nursery and tree production	32	462	\$3,337	-	-	\$0
NAICS 111422 Floriculture production	8	66	\$2,275	-	-	\$0
NAICS 1119 Other crop farming	45	-	\$0	-	-	\$0
NAICS 11194 Hay farming	22	92	\$3,328	-	-	\$0
NAICS 111940 Hay farming	22	92	\$3,328	-	-	\$0
NAICS 11199 All other crop farming	23	-	\$0	-	-	\$0
NAICS 111991 Sugar beet farming	9	-	\$0	-	-	\$0
NAICS 111998 All other miscellaneous crop farming	14	54	\$3,350	-	-	\$0
NAICS 112 Animal production and aquaculture	996	8,538	\$4,078	10	29	\$2,535
NAICS 1121 Cattle ranching and farming	776	5,860	\$4,043	10	29	\$2,535
NAICS 11211 Beef cattle ranching and farming, including feedlots	733	5,182	\$4,056	10	29	\$2,535
NAICS 112111 Beef cattle ranching and farming	470	2,077	\$3,514	10	29	\$2,535
NAICS 112112 Cattle feedlots	263	3,106	\$4,420	-	-	\$0
NAICS 11212 Dairy cattle and milk production	43	678	\$3,935	-	-	\$0
NAICS 112120 Dairy cattle and milk production	43	678	\$3,935	-	-	\$0
NAICS 1122 Hog and pig farming	154	2,248	\$4,190	-	-	\$0
NAICS 11221 Hog and pig farming	154	2,248	\$4,190	-	-	\$0
NAICS 112210 Hog and pig farming	154	2,248	\$4,190	-	-	\$0
NAICS 1124 Sheep and goat farming	2	-	\$0	-	-	\$0
NAICS 11241 Sheep farming	2	-	\$0	-	-	\$0
NAICS 112410 Sheep farming	2	-	\$0	-	-	\$0
NAICS 1125 Aquaculture	6	-	\$0	-	-	\$0
NAICS 11251 Aquaculture	6	-	\$0	-	-	\$0
NAICS 112511 Finfish farming and fish hatcheries	6	-	\$0	-	-	\$0
NAICS 1129 Other animal production	30	140	\$3,995	-	-	\$0
NAICS 11291 Apiculture	4	-	\$0	-	-	\$0
NAICS 112910 Apiculture	4	-	\$0	-	-	\$0
NAICS 11292 Horses and other equine production	2	-	\$0	-	-	\$0
NAICS 112920 Horses and other equine production	2	-	\$0	-	-	\$0
NAICS 11299 All other animal production	24	126	\$4,017	-	-	\$0
NAICS 112990 All other animal production	24	126	\$4,017	-	-	\$0
NAICS 113 Forestry and logging	5	8	\$3,623	1	-	\$0
NAICS 1133 Logging	5	8	\$3,623	1	-	\$0
NAICS 11331 Logging	5	8	\$3,623	1	-	\$0
NAICS 113310 Logging	5	8	\$3,623	1	-	\$0
NAICS 114 Fishing, hunting and trapping	-	-	\$0	-	-	\$0
NAICS 1142 Hunting and trapping	-	-	\$0	-	-	\$0
NAICS 11421 Hunting and trapping	-	-	\$0	-	-	\$0
NAICS 114210 Hunting and trapping	-	-	\$0	-	-	\$0
NAICS 115 Support activities for agriculture and forestry	334	1,923	\$5,152	2	-	\$0
NAICS 1151 Support activities for crop production	286	1,597	\$5,378	1	-	\$0
NAICS 11511 Support activities for crop production	286	1,597	\$5,378	1	-	\$0
NAICS 115112 Soil preparation, planting, and cultivating	125	465	\$4,576	1	-	\$0
NAICS 115113 Crop harvesting, primarily by machine	42	137	\$4,411	-	-	\$0
NAICS 115114 Postharvest crop activities (except cotton ginning)	30	659	\$5,967	-	-	\$0
NAICS 115115 Farm labor contractors and crew leaders	11	32	\$5,196	-	-	\$0
NAICS 115116 Farm management services	78	304	\$5,794	-	-	\$0
NAICS 1152 Support activities for animal production	44	318	\$4,086	-	-	\$0
NAICS 11521 Support activities for animal production	44	318	\$4,086	-	-	\$0
NAICS 115210 Support activities for animal production	44	318	\$4,086	-	-	\$0
NAICS 1153 Support activities for forestry	4	8	\$2,669	1	-	\$0
NAICS 11531 Support activities for forestry	4	8	\$2,669	1	-	\$0
NAICS 115310 Support activities for forestry	4	8	\$2,669	1	-	\$0

United States Bureau of Labor Statistics. Quarterly Census of Employment and Wages. QCEW Data Files. Accessed: 6 December 2024.  
[www.bls.gov/cew/downloadable-data-files.htm](http://www.bls.gov/cew/downloadable-data-files.htm)

\* Quarterly Census of Employment and Wages (QCEW) are compiled from state unemployment insurance (UI) program reports. Data excludes self-employed owners, unpaid family members, and certain farm and domestic workers, including those who earned no wages during the entire applicable pay period.  
\*\* North American Industry Classification System (NAICS).



J. Hewlett-University of Wyoming, J.Tranel-Colorado State University,  
J. Parsons-University of Nebraska-Lincoln, and E. Dennis-University of Nebraska-Lincoln.


© All Rights Reserved.  
RightRisk.org. December 2024.



SECOND QUARTER, 2024 Bureau of Labor QCEW* Statistics - Average Values by NAICS** Industry, Private Ownership Only.	STATE: NEBRASKA			COUNTY: DAWSON		
	2024-Q2 Average Establishments Count	2024-Q2 Average Employment Level	2024-Q2 Monthly Avg. Compensation	2024-Q2 Average Establishments Count	2024-Q2 Average Employment Level	2024-Q2 Monthly Avg. Compensation
	NAICS 11 Agriculture, forestry, fishing and hunting	2,586	15,327	\$4,125	88	-
NAICS 111 Crop production	1,251	4,858	\$3,809	46	171	\$3,753
NAICS 1111 Oilseed and grain farming	1,129	3,621	\$3,761	42	145	\$3,744
NAICS 11113 Dry pea and bean farming	-	-	\$0	-	-	\$0
NAICS 111130 Dry pea and bean farming	-	-	\$0	-	-	\$0
NAICS 11114 Wheat farming	6	15	\$3,649	-	-	\$0
NAICS 111140 Wheat farming	6	15	\$3,649	-	-	\$0
NAICS 11115 Corn farming	348	1,116	\$3,813	17	60	\$3,826
NAICS 111150 Corn farming	348	1,116	\$3,813	17	60	\$3,826
NAICS 11119 Other grain farming	769	2,476	\$3,740	25	85	\$3,688
NAICS 111191 Oilseed and grain combination farming	751	2,426	\$3,735	24	-	\$0
NAICS 111199 All other grain farming	18	50	\$3,883	1	-	\$0
NAICS 1112 Vegetable and melon farming	31	445	\$4,377	-	-	\$0
NAICS 11121 Vegetable and melon farming	31	445	\$4,377	-	-	\$0
NAICS 111211 Potato farming	16	316	\$4,749	-	-	\$0
NAICS 111219 Other vegetable (except potato) and melon farming	15	128	\$3,458	-	-	\$0
NAICS 1114 Greenhouse, nursery, and floriculture production	43	539	\$3,172	-	-	\$0
NAICS 11141 Food crops grown under cover	3	12	\$1,703	-	-	\$0
NAICS 111411 Mushroom production	-	-	\$0	-	-	\$0
NAICS 111419 Other food crops grown under cover	3	12	\$1,703	-	-	\$0
NAICS 11142 Nursery and floriculture production	40	527	\$3,207	-	-	\$0
NAICS 111421 Nursery and tree production	32	462	\$3,337	-	-	\$0
NAICS 111422 Floriculture production	8	66	\$2,275	-	-	\$0
NAICS 1119 Other crop farming	45	-	\$0	4	26	\$3,800
NAICS 11194 Hay farming	22	92	\$3,328	4	26	\$3,800
NAICS 111940 Hay farming	22	92	\$3,328	4	26	\$3,800
NAICS 11199 All other crop farming	23	-	\$0	-	-	\$0
NAICS 111991 Sugar beet farming	9	-	\$0	-	-	\$0
NAICS 111998 All other miscellaneous crop farming	14	54	\$3,350	-	-	\$0
NAICS 112 Animal production and aquaculture	996	8,538	\$4,078	37	332	\$4,836
NAICS 1121 Cattle ranching and farming	776	5,860	\$4,043	32	261	\$4,901
NAICS 11211 Beef cattle ranching and farming, including feedlots	733	5,182	\$4,056	32	261	\$4,901
NAICS 112111 Beef cattle ranching and farming	470	2,077	\$3,514	13	39	\$3,657
NAICS 112112 Cattle feedlots	263	3,106	\$4,420	19	221	\$5,122
NAICS 11212 Dairy cattle and milk production	43	678	\$3,935	-	-	\$0
NAICS 112120 Dairy cattle and milk production	43	678	\$3,935	-	-	\$0
NAICS 1122 Hog and pig farming	154	2,248	\$4,190	2	-	\$0
NAICS 11221 Hog and pig farming	154	2,248	\$4,190	2	-	\$0
NAICS 112210 Hog and pig farming	154	2,248	\$4,190	2	-	\$0
NAICS 1124 Sheep and goat farming	2	-	\$0	-	-	\$0
NAICS 11241 Sheep farming	2	-	\$0	-	-	\$0
NAICS 112410 Sheep farming	2	-	\$0	-	-	\$0
NAICS 1125 Aquaculture	6	-	\$0	-	-	\$0
NAICS 11251 Aquaculture	6	-	\$0	-	-	\$0
NAICS 112511 Finfish farming and fish hatcheries	6	-	\$0	-	-	\$0
NAICS 1129 Other animal production	30	140	\$3,995	3	-	\$0
NAICS 11291 Apiculture	4	-	\$0	1	-	\$0
NAICS 112910 Apiculture	4	-	\$0	1	-	\$0
NAICS 11292 Horses and other equine production	2	-	\$0	-	-	\$0
NAICS 112920 Horses and other equine production	2	-	\$0	-	-	\$0
NAICS 11299 All other animal production	24	126	\$4,017	2	-	\$0
NAICS 112990 All other animal production	24	126	\$4,017	2	-	\$0
NAICS 113 Forestry and logging	5	8	\$3,623	-	-	\$0
NAICS 1133 Logging	5	8	\$3,623	-	-	\$0
NAICS 11331 Logging	5	8	\$3,623	-	-	\$0
NAICS 113310 Logging	5	8	\$3,623	-	-	\$0
NAICS 114 Fishing, hunting and trapping	-	-	\$0	-	-	\$0
NAICS 1142 Hunting and trapping	-	-	\$0	-	-	\$0
NAICS 11421 Hunting and trapping	-	-	\$0	-	-	\$0
NAICS 114210 Hunting and trapping	-	-	\$0	-	-	\$0
NAICS 115 Support activities for agriculture and forestry	334	1,923	\$5,152	5	-	\$0
NAICS 1151 Support activities for crop production	286	1,597	\$5,378	5	-	\$0
NAICS 11511 Support activities for crop production	286	1,597	\$5,378	5	-	\$0
NAICS 115112 Soil preparation, planting, and cultivating	125	465	\$4,576	2	-	\$0
NAICS 115113 Crop harvesting, primarily by machine	42	137	\$4,411	1	-	\$0
NAICS 115114 Postharvest crop activities (except cotton ginning)	30	659	\$5,967	1	-	\$0
NAICS 115115 Farm labor contractors and crew leaders	11	32	\$5,196	-	-	\$0
NAICS 115116 Farm management services	78	304	\$5,794	1	-	\$0
NAICS 1152 Support activities for animal production	44	318	\$4,086	-	-	\$0
NAICS 11521 Support activities for animal production	44	318	\$4,086	-	-	\$0
NAICS 115210 Support activities for animal production	44	318	\$4,086	-	-	\$0
NAICS 1153 Support activities for forestry	4	8	\$2,669	-	-	\$0
NAICS 11531 Support activities for forestry	4	8	\$2,669	-	-	\$0
NAICS 115310 Support activities for forestry	4	8	\$2,669	-	-	\$0

United States Bureau of Labor Statistics. Quarterly Census of Employment and Wages. QCEW Data Files. Accessed: 6 December 2024.  
[www.bls.gov/cew/downloadable-data-files.htm](http://www.bls.gov/cew/downloadable-data-files.htm)

\* Quarterly Census of Employment and Wages (QCEW) are compiled from state unemployment insurance (UI) program reports. Data excludes self-employed owners, unpaid family members, and certain farm and domestic workers, including those who earned no wages during the entire applicable pay period.  
\*\* North American Industry Classification System (NAICS).



J. Hewlett-University of Wyoming, J.Tranel-Colorado State University,  
J. Parsons-University of Nebraska-Lincoln, and E. Dennis-University of Nebraska-Lincoln.

© All Rights Reserved.  
RightRisk.org. December 2024.

SECOND QUARTER, 2024 Bureau of Labor QCEW* Statistics - Average Values by NAICS** Industry, Private Ownership Only.	STATE: NEBRASKA			COUNTY: DEUEL		
	2024-Q2 Average Establishments Count	2024-Q2 Average Employment Level	2024-Q2 Monthly Avg. Compensation	2024-Q2 Average Establishments Count	2024-Q2 Average Employment Level	2024-Q2 Monthly Avg. Compensation
	NAICS 11 Agriculture, forestry, fishing and hunting	2,586	15,327	\$4,125	9	-
NAICS 111 Crop production	1,251	4,858	\$3,809	5	20	\$4,585
NAICS 1111 Oilseed and grain farming	1,129	3,621	\$3,761	5	20	\$4,585
NAICS 11113 Dry pea and bean farming	-	-	\$0	-	-	\$0
NAICS 111130 Dry pea and bean farming	-	-	\$0	-	-	\$0
NAICS 11114 Wheat farming	6	15	\$3,649	-	-	\$0
NAICS 111140 Wheat farming	6	15	\$3,649	-	-	\$0
NAICS 11115 Corn farming	348	1,116	\$3,813	-	-	\$0
NAICS 111150 Corn farming	348	1,116	\$3,813	-	-	\$0
NAICS 11119 Other grain farming	769	2,476	\$3,740	5	20	\$4,585
NAICS 111191 Oilseed and grain combination farming	751	2,426	\$3,735	5	20	\$4,585
NAICS 111199 All other grain farming	18	50	\$3,883	-	-	\$0
NAICS 1112 Vegetable and melon farming	31	445	\$4,377	-	-	\$0
NAICS 11121 Vegetable and melon farming	31	445	\$4,377	-	-	\$0
NAICS 111211 Potato farming	16	316	\$4,749	-	-	\$0
NAICS 111219 Other vegetable (except potato) and melon farming	15	128	\$3,458	-	-	\$0
NAICS 1114 Greenhouse, nursery, and floriculture production	43	539	\$3,172	-	-	\$0
NAICS 11141 Food crops grown under cover	3	12	\$1,703	-	-	\$0
NAICS 111411 Mushroom production	-	-	\$0	-	-	\$0
NAICS 111419 Other food crops grown under cover	3	12	\$1,703	-	-	\$0
NAICS 11142 Nursery and floriculture production	40	527	\$3,207	-	-	\$0
NAICS 111421 Nursery and tree production	32	462	\$3,337	-	-	\$0
NAICS 111422 Floriculture production	8	66	\$2,275	-	-	\$0
NAICS 1119 Other crop farming	45	-	\$0	-	-	\$0
NAICS 11194 Hay farming	22	92	\$3,328	-	-	\$0
NAICS 111940 Hay farming	22	92	\$3,328	-	-	\$0
NAICS 11199 All other crop farming	23	-	\$0	-	-	\$0
NAICS 111991 Sugar beet farming	9	-	\$0	-	-	\$0
NAICS 111998 All other miscellaneous crop farming	14	54	\$3,350	-	-	\$0
NAICS 112 Animal production and aquaculture	996	8,538	\$4,078	3	11	\$4,342
NAICS 1121 Cattle ranching and farming	776	5,860	\$4,043	3	11	\$4,342
NAICS 11211 Beef cattle ranching and farming, including feedlots	733	5,182	\$4,056	3	11	\$4,342
NAICS 112111 Beef cattle ranching and farming	470	2,077	\$3,514	1	-	\$0
NAICS 112112 Cattle feedlots	263	3,106	\$4,420	2	-	\$0
NAICS 11212 Dairy cattle and milk production	43	678	\$3,935	-	-	\$0
NAICS 112120 Dairy cattle and milk production	43	678	\$3,935	-	-	\$0
NAICS 1122 Hog and pig farming	154	2,248	\$4,190	-	-	\$0
NAICS 11221 Hog and pig farming	154	2,248	\$4,190	-	-	\$0
NAICS 112210 Hog and pig farming	154	2,248	\$4,190	-	-	\$0
NAICS 1124 Sheep and goat farming	2	-	\$0	-	-	\$0
NAICS 11241 Sheep farming	2	-	\$0	-	-	\$0
NAICS 112410 Sheep farming	2	-	\$0	-	-	\$0
NAICS 1125 Aquaculture	6	-	\$0	-	-	\$0
NAICS 11251 Aquaculture	6	-	\$0	-	-	\$0
NAICS 112511 Finfish farming and fish hatcheries	6	-	\$0	-	-	\$0
NAICS 1129 Other animal production	30	140	\$3,995	-	-	\$0
NAICS 11291 Apiculture	4	-	\$0	-	-	\$0
NAICS 112910 Apiculture	4	-	\$0	-	-	\$0
NAICS 11292 Horses and other equine production	2	-	\$0	-	-	\$0
NAICS 112920 Horses and other equine production	2	-	\$0	-	-	\$0
NAICS 11299 All other animal production	24	126	\$4,017	-	-	\$0
NAICS 112990 All other animal production	24	126	\$4,017	-	-	\$0
NAICS 113 Forestry and logging	5	8	\$3,623	-	-	\$0
NAICS 1133 Logging	5	8	\$3,623	-	-	\$0
NAICS 11331 Logging	5	8	\$3,623	-	-	\$0
NAICS 113310 Logging	5	8	\$3,623	-	-	\$0
NAICS 114 Fishing, hunting and trapping	-	-	\$0	-	-	\$0
NAICS 1142 Hunting and trapping	-	-	\$0	-	-	\$0
NAICS 11421 Hunting and trapping	-	-	\$0	-	-	\$0
NAICS 114210 Hunting and trapping	-	-	\$0	-	-	\$0
NAICS 115 Support activities for agriculture and forestry	334	1,923	\$5,152	1	-	\$0
NAICS 1151 Support activities for crop production	286	1,597	\$5,378	1	-	\$0
NAICS 11511 Support activities for crop production	286	1,597	\$5,378	1	-	\$0
NAICS 115112 Soil preparation, planting, and cultivating	125	465	\$4,576	1	-	\$0
NAICS 115113 Crop harvesting, primarily by machine	42	137	\$4,411	-	-	\$0
NAICS 115114 Postharvest crop activities (except cotton ginning)	30	659	\$5,967	-	-	\$0
NAICS 115115 Farm labor contractors and crew leaders	11	32	\$5,196	-	-	\$0
NAICS 115116 Farm management services	78	304	\$5,794	-	-	\$0
NAICS 1152 Support activities for animal production	44	318	\$4,086	-	-	\$0
NAICS 11521 Support activities for animal production	44	318	\$4,086	-	-	\$0
NAICS 115210 Support activities for animal production	44	318	\$4,086	-	-	\$0
NAICS 1153 Support activities for forestry	4	8	\$2,669	-	-	\$0
NAICS 11531 Support activities for forestry	4	8	\$2,669	-	-	\$0
NAICS 115310 Support activities for forestry	4	8	\$2,669	-	-	\$0

United States Bureau of Labor Statistics. Quarterly Census of Employment and Wages. QCEW Data Files. Accessed: 6 December 2024.  
[www.bls.gov/cew/downloadable-data-files.htm](http://www.bls.gov/cew/downloadable-data-files.htm)

\* Quarterly Census of Employment and Wages (QCEW) are compiled from state unemployment insurance (UI) program reports. Data excludes self-employed owners, unpaid family members, and certain farm and domestic workers, including those who earned no wages during the entire applicable pay period.  
\*\* North American Industry Classification System (NAICS).



J. Hewlett-University of Wyoming, J.Tranel-Colorado State University,  
J. Parsons-University of Nebraska-Lincoln, and E. Dennis-University of Nebraska-Lincoln.

© All Rights Reserved.  
RightRisk.org. December 2024.

SECOND QUARTER, 2024 Bureau of Labor QCEW* Statistics - Average Values by NAICS** Industry, Private Ownership Only.	STATE: NEBRASKA			COUNTY: DIXON		
	2024-Q2 Average Establishments Count	2024-Q2 Average Employment Level	2024-Q2 Monthly Avg. Compensation	2024-Q2 Average Establishments Count	2024-Q2 Average Employment Level	2024-Q2 Monthly Avg. Compensation
	NAICS 11 Agriculture, forestry, fishing and hunting	2,586	15,327	\$4,125	10	-
NAICS 111 Crop production	1,251	4,858	\$3,809	3	-	\$0
NAICS 1111 Oilseed and grain farming	1,129	3,621	\$3,761	2	-	\$0
NAICS 11113 Dry pea and bean farming	-	-	\$0	-	-	\$0
NAICS 111130 Dry pea and bean farming	-	-	\$0	-	-	\$0
NAICS 11114 Wheat farming	6	15	\$3,649	-	-	\$0
NAICS 111140 Wheat farming	6	15	\$3,649	-	-	\$0
NAICS 11115 Corn farming	348	1,116	\$3,813	-	-	\$0
NAICS 111150 Corn farming	348	1,116	\$3,813	-	-	\$0
NAICS 11119 Other grain farming	769	2,476	\$3,740	2	-	\$0
NAICS 111191 Oilseed and grain combination farming	751	2,426	\$3,735	2	-	\$0
NAICS 111199 All other grain farming	18	50	\$3,883	-	-	\$0
NAICS 1112 Vegetable and melon farming	31	445	\$4,377	1	-	\$0
NAICS 11121 Vegetable and melon farming	31	445	\$4,377	1	-	\$0
NAICS 111211 Potato farming	16	316	\$4,749	-	-	\$0
NAICS 111219 Other vegetable (except potato) and melon farming	15	128	\$3,458	1	-	\$0
NAICS 1114 Greenhouse, nursery, and floriculture production	43	539	\$3,172	-	-	\$0
NAICS 11141 Food crops grown under cover	3	12	\$1,703	-	-	\$0
NAICS 111411 Mushroom production	-	-	\$0	-	-	\$0
NAICS 111419 Other food crops grown under cover	3	12	\$1,703	-	-	\$0
NAICS 11142 Nursery and floriculture production	40	527	\$3,207	-	-	\$0
NAICS 111421 Nursery and tree production	32	462	\$3,337	-	-	\$0
NAICS 111422 Floriculture production	8	66	\$2,275	-	-	\$0
NAICS 1119 Other crop farming	45	-	\$0	-	-	\$0
NAICS 11194 Hay farming	22	92	\$3,328	-	-	\$0
NAICS 111940 Hay farming	22	92	\$3,328	-	-	\$0
NAICS 11199 All other crop farming	23	-	\$0	-	-	\$0
NAICS 111991 Sugar beet farming	9	-	\$0	-	-	\$0
NAICS 111998 All other miscellaneous crop farming	14	54	\$3,350	-	-	\$0
NAICS 112 Animal production and aquaculture	996	8,538	\$4,078	4	74	\$4,294
NAICS 1121 Cattle ranching and farming	776	5,860	\$4,043	4	74	\$4,294
NAICS 11211 Beef cattle ranching and farming, including feedlots	733	5,182	\$4,056	3	-	\$0
NAICS 112111 Beef cattle ranching and farming	470	2,077	\$3,514	2	-	\$0
NAICS 112112 Cattle feedlots	263	3,106	\$4,420	1	-	\$0
NAICS 11212 Dairy cattle and milk production	43	678	\$3,935	1	-	\$0
NAICS 112120 Dairy cattle and milk production	43	678	\$3,935	1	-	\$0
NAICS 1122 Hog and pig farming	154	2,248	\$4,190	-	-	\$0
NAICS 11221 Hog and pig farming	154	2,248	\$4,190	-	-	\$0
NAICS 112210 Hog and pig farming	154	2,248	\$4,190	-	-	\$0
NAICS 1124 Sheep and goat farming	2	-	\$0	-	-	\$0
NAICS 11241 Sheep farming	2	-	\$0	-	-	\$0
NAICS 112410 Sheep farming	2	-	\$0	-	-	\$0
NAICS 1125 Aquaculture	6	-	\$0	-	-	\$0
NAICS 11251 Aquaculture	6	-	\$0	-	-	\$0
NAICS 112511 Finfish farming and fish hatcheries	6	-	\$0	-	-	\$0
NAICS 1129 Other animal production	30	140	\$3,995	-	-	\$0
NAICS 11291 Apiculture	4	-	\$0	-	-	\$0
NAICS 112910 Apiculture	4	-	\$0	-	-	\$0
NAICS 11292 Horses and other equine production	2	-	\$0	-	-	\$0
NAICS 112920 Horses and other equine production	2	-	\$0	-	-	\$0
NAICS 11299 All other animal production	24	126	\$4,017	-	-	\$0
NAICS 112990 All other animal production	24	126	\$4,017	-	-	\$0
NAICS 113 Forestry and logging	5	8	\$3,623	-	-	\$0
NAICS 1133 Logging	5	8	\$3,623	-	-	\$0
NAICS 11331 Logging	5	8	\$3,623	-	-	\$0
NAICS 113310 Logging	5	8	\$3,623	-	-	\$0
NAICS 114 Fishing, hunting and trapping	-	-	\$0	-	-	\$0
NAICS 1142 Hunting and trapping	-	-	\$0	-	-	\$0
NAICS 11421 Hunting and trapping	-	-	\$0	-	-	\$0
NAICS 114210 Hunting and trapping	-	-	\$0	-	-	\$0
NAICS 115 Support activities for agriculture and forestry	334	1,923	\$5,152	3	-	\$0
NAICS 1151 Support activities for crop production	286	1,597	\$5,378	2	-	\$0
NAICS 11511 Support activities for crop production	286	1,597	\$5,378	2	-	\$0
NAICS 115112 Soil preparation, planting, and cultivating	125	465	\$4,576	1	-	\$0
NAICS 115113 Crop harvesting, primarily by machine	42	137	\$4,411	-	-	\$0
NAICS 115114 Postharvest crop activities (except cotton ginning)	30	659	\$5,967	-	-	\$0
NAICS 115115 Farm labor contractors and crew leaders	11	32	\$5,196	-	-	\$0
NAICS 115116 Farm management services	78	304	\$5,794	1	-	\$0
NAICS 1152 Support activities for animal production	44	318	\$4,086	1	-	\$0
NAICS 11521 Support activities for animal production	44	318	\$4,086	1	-	\$0
NAICS 115210 Support activities for animal production	44	318	\$4,086	1	-	\$0
NAICS 1153 Support activities for forestry	4	8	\$2,669	-	-	\$0
NAICS 11531 Support activities for forestry	4	8	\$2,669	-	-	\$0
NAICS 115310 Support activities for forestry	4	8	\$2,669	-	-	\$0

United States Bureau of Labor Statistics. Quarterly Census of Employment and Wages. QCEW Data Files. Accessed: 6 December 2024.  
[www.bls.gov/cew/downloadable-data-files.htm](http://www.bls.gov/cew/downloadable-data-files.htm)

\* Quarterly Census of Employment and Wages (QCEW) are compiled from state unemployment insurance (UI) program reports. Data excludes self-employed owners, unpaid family members, and certain farm and domestic workers, including those who earned no wages during the entire applicable pay period.  
\*\* North American Industry Classification System (NAICS).



J. Hewlett-University of Wyoming, J.Tranel-Colorado State University,  
J. Parsons-University of Nebraska-Lincoln, and E. Dennis-University of Nebraska-Lincoln.

© All Rights Reserved.  
RightRisk.org. December 2024.



SECOND QUARTER, 2024 Bureau of Labor QCEW* Statistics - Average Values by NAICS** Industry, Private Ownership Only.	STATE: NEBRASKA			COUNTY: DODGE		
	2024-Q2 Average Establishments Count	2024-Q2 Average Employment Level	2024-Q2 Monthly Avg. Compensation	2024-Q2 Average Establishments Count	2024-Q2 Average Employment Level	2024-Q2 Monthly Avg. Compensation
	NAICS 11 Agriculture, forestry, fishing and hunting	2,586	15,327	\$4,125	37	345
NAICS 111 Crop production	1,251	4,858	\$3,809	14	-	\$0
NAICS 1111 Oilseed and grain farming	1,129	3,621	\$3,761	13	78	\$5,053
NAICS 11113 Dry pea and bean farming	-	-	\$0	-	-	\$0
NAICS 111130 Dry pea and bean farming	-	-	\$0	-	-	\$0
NAICS 11114 Wheat farming	6	15	\$3,649	-	-	\$0
NAICS 111140 Wheat farming	6	15	\$3,649	-	-	\$0
NAICS 11115 Corn farming	348	1,116	\$3,813	7	57	\$6,019
NAICS 111150 Corn farming	348	1,116	\$3,813	7	57	\$6,019
NAICS 11119 Other grain farming	769	2,476	\$3,740	6	21	\$2,448
NAICS 111191 Oilseed and grain combination farming	751	2,426	\$3,735	6	21	\$2,448
NAICS 111199 All other grain farming	18	50	\$3,883	-	-	\$0
NAICS 1112 Vegetable and melon farming	31	445	\$4,377	-	-	\$0
NAICS 11121 Vegetable and melon farming	31	445	\$4,377	-	-	\$0
NAICS 111211 Potato farming	16	316	\$4,749	-	-	\$0
NAICS 111219 Other vegetable (except potato) and melon farming	15	128	\$3,458	-	-	\$0
NAICS 1114 Greenhouse, nursery, and floriculture production	43	539	\$3,172	1	-	\$0
NAICS 11141 Food crops grown under cover	3	12	\$1,703	-	-	\$0
NAICS 111411 Mushroom production	-	-	\$0	-	-	\$0
NAICS 111419 Other food crops grown under cover	3	12	\$1,703	-	-	\$0
NAICS 11142 Nursery and floriculture production	40	527	\$3,207	1	-	\$0
NAICS 111421 Nursery and tree production	32	462	\$3,337	1	-	\$0
NAICS 111422 Floriculture production	8	66	\$2,275	-	-	\$0
NAICS 1119 Other crop farming	45	-	\$0	-	-	\$0
NAICS 11194 Hay farming	22	92	\$3,328	-	-	\$0
NAICS 111940 Hay farming	22	92	\$3,328	-	-	\$0
NAICS 11199 All other crop farming	23	-	\$0	-	-	\$0
NAICS 111991 Sugar beet farming	9	-	\$0	-	-	\$0
NAICS 111998 All other miscellaneous crop farming	14	54	\$3,350	-	-	\$0
NAICS 112 Animal production and aquaculture	996	8,538	\$4,078	16	161	\$4,411
NAICS 1121 Cattle ranching and farming	776	5,860	\$4,043	9	79	\$3,753
NAICS 11211 Beef cattle ranching and farming, including feedlots	733	5,182	\$4,056	9	79	\$3,753
NAICS 112111 Beef cattle ranching and farming	470	2,077	\$3,514	5	-	\$0
NAICS 112112 Cattle feedlots	263	3,106	\$4,420	4	-	\$0
NAICS 11212 Dairy cattle and milk production	43	678	\$3,935	-	-	\$0
NAICS 112120 Dairy cattle and milk production	43	678	\$3,935	-	-	\$0
NAICS 1122 Hog and pig farming	154	2,248	\$4,190	4	-	\$0
NAICS 11221 Hog and pig farming	154	2,248	\$4,190	4	-	\$0
NAICS 112210 Hog and pig farming	154	2,248	\$4,190	4	-	\$0
NAICS 1124 Sheep and goat farming	2	-	\$0	-	-	\$0
NAICS 11241 Sheep farming	2	-	\$0	-	-	\$0
NAICS 112410 Sheep farming	2	-	\$0	-	-	\$0
NAICS 1125 Aquaculture	6	-	\$0	-	-	\$0
NAICS 11251 Aquaculture	6	-	\$0	-	-	\$0
NAICS 112511 Finfish farming and fish hatcheries	6	-	\$0	-	-	\$0
NAICS 1129 Other animal production	30	140	\$3,995	-	-	\$0
NAICS 11291 Apiculture	4	-	\$0	-	-	\$0
NAICS 112910 Apiculture	4	-	\$0	-	-	\$0
NAICS 11292 Horses and other equine production	2	-	\$0	-	-	\$0
NAICS 112920 Horses and other equine production	2	-	\$0	-	-	\$0
NAICS 11299 All other animal production	24	126	\$4,017	-	-	\$0
NAICS 112990 All other animal production	24	126	\$4,017	-	-	\$0
NAICS 113 Forestry and logging	5	8	\$3,623	-	-	\$0
NAICS 1133 Logging	5	8	\$3,623	-	-	\$0
NAICS 11331 Logging	5	8	\$3,623	-	-	\$0
NAICS 113310 Logging	5	8	\$3,623	-	-	\$0
NAICS 114 Fishing, hunting and trapping	-	-	\$0	-	-	\$0
NAICS 1142 Hunting and trapping	-	-	\$0	-	-	\$0
NAICS 11421 Hunting and trapping	-	-	\$0	-	-	\$0
NAICS 114210 Hunting and trapping	-	-	\$0	-	-	\$0
NAICS 115 Support activities for agriculture and forestry	334	1,923	\$5,152	7	-	\$0
NAICS 1151 Support activities for crop production	286	1,597	\$5,378	4	13	\$3,393
NAICS 11511 Support activities for crop production	286	1,597	\$5,378	4	13	\$3,393
NAICS 115112 Soil preparation, planting, and cultivating	125	465	\$4,576	1	-	\$0
NAICS 115113 Crop harvesting, primarily by machine	42	137	\$4,411	-	-	\$0
NAICS 115114 Postharvest crop activities (except cotton ginning)	30	659	\$5,967	1	-	\$0
NAICS 115115 Farm labor contractors and crew leaders	11	32	\$5,196	-	-	\$0
NAICS 115116 Farm management services	78	304	\$5,794	2	-	\$0
NAICS 1152 Support activities for animal production	44	318	\$4,086	3	-	\$0
NAICS 11521 Support activities for animal production	44	318	\$4,086	3	-	\$0
NAICS 115210 Support activities for animal production	44	318	\$4,086	3	-	\$0
NAICS 1153 Support activities for forestry	4	8	\$2,669	-	-	\$0
NAICS 11531 Support activities for forestry	4	8	\$2,669	-	-	\$0
NAICS 115310 Support activities for forestry	4	8	\$2,669	-	-	\$0

United States Bureau of Labor Statistics. Quarterly Census of Employment and Wages. QCEW Data Files. Accessed: 6 December 2024.  
[www.bls.gov/cew/downloadable-data-files.htm](http://www.bls.gov/cew/downloadable-data-files.htm)

\* Quarterly Census of Employment and Wages (QCEW) are compiled from state unemployment insurance (UI) program reports. Data excludes self-employed owners, unpaid family members, and certain farm and domestic workers, including those who earned no wages during the entire applicable pay period.  
\*\* North American Industry Classification System (NAICS).



J. Hewlett-University of Wyoming, J.Tranel-Colorado State University,  
J. Parsons-University of Nebraska-Lincoln, and E. Dennis-University of Nebraska-Lincoln.

© All Rights Reserved.  
RightRisk.org. December 2024.

SECOND QUARTER, 2024 Bureau of Labor QCEW* Statistics - Average Values by NAICS** Industry, Private Ownership Only.	STATE: NEBRASKA			COUNTY: DOUGLAS		
	2024-Q2 Average Establishments Count	2024-Q2 Average Employment Level	2024-Q2 Monthly Avg. Compensation	2024-Q2 Average Establishments Count	2024-Q2 Average Employment Level	2024-Q2 Monthly Avg. Compensation
	NAICS 11 Agriculture, forestry, fishing and hunting	2,586	15,327	\$4,125	42	418
NAICS 111 Crop production	1,251	4,858	\$3,809	17	230	\$4,238
NAICS 1111 Oilseed and grain farming	1,129	3,621	\$3,761	10	22	\$5,577
NAICS 11113 Dry pea and bean farming	-	-	\$0	-	-	\$0
NAICS 111130 Dry pea and bean farming	-	-	\$0	-	-	\$0
NAICS 11114 Wheat farming	6	15	\$3,649	-	-	\$0
NAICS 111140 Wheat farming	6	15	\$3,649	-	-	\$0
NAICS 11115 Corn farming	348	1,116	\$3,813	1	-	\$0
NAICS 111150 Corn farming	348	1,116	\$3,813	1	-	\$0
NAICS 11119 Other grain farming	769	2,476	\$3,740	9	-	\$0
NAICS 111191 Oilseed and grain combination farming	751	2,426	\$3,735	9	-	\$0
NAICS 111199 All other grain farming	18	50	\$3,883	-	-	\$0
NAICS 1112 Vegetable and melon farming	31	445	\$4,377	2	-	\$0
NAICS 11121 Vegetable and melon farming	31	445	\$4,377	2	-	\$0
NAICS 111211 Potato farming	16	316	\$4,749	-	-	\$0
NAICS 111219 Other vegetable (except potato) and melon farming	15	128	\$3,458	2	-	\$0
NAICS 1114 Greenhouse, nursery, and floriculture production	43	539	\$3,172	4	-	\$0
NAICS 11141 Food crops grown under cover	3	12	\$1,703	1	-	\$0
NAICS 111411 Mushroom production	-	-	\$0	-	-	\$0
NAICS 111419 Other food crops grown under cover	3	12	\$1,703	1	-	\$0
NAICS 11142 Nursery and floriculture production	40	527	\$3,207	3	-	\$0
NAICS 111421 Nursery and tree production	32	462	\$3,337	3	-	\$0
NAICS 111422 Floriculture production	8	66	\$2,275	-	-	\$0
NAICS 1119 Other crop farming	45	-	\$0	1	-	\$0
NAICS 11194 Hay farming	22	92	\$3,328	-	-	\$0
NAICS 111940 Hay farming	22	92	\$3,328	-	-	\$0
NAICS 11199 All other crop farming	23	-	\$0	1	-	\$0
NAICS 111991 Sugar beet farming	9	-	\$0	-	-	\$0
NAICS 111998 All other miscellaneous crop farming	14	54	\$3,350	1	-	\$0
NAICS 112 Animal production and aquaculture	996	8,538	\$4,078	8	19	\$3,532
NAICS 1121 Cattle ranching and farming	776	5,860	\$4,043	5	9	\$3,757
NAICS 11211 Beef cattle ranching and farming, including feedlots	733	5,182	\$4,056	5	9	\$3,757
NAICS 112111 Beef cattle ranching and farming	470	2,077	\$3,514	5	9	\$3,757
NAICS 112112 Cattle feedlots	263	3,106	\$4,420	-	-	\$0
NAICS 11212 Dairy cattle and milk production	43	678	\$3,935	-	-	\$0
NAICS 112120 Dairy cattle and milk production	43	678	\$3,935	-	-	\$0
NAICS 1122 Hog and pig farming	154	2,248	\$4,190	1	-	\$0
NAICS 11221 Hog and pig farming	154	2,248	\$4,190	1	-	\$0
NAICS 112210 Hog and pig farming	154	2,248	\$4,190	1	-	\$0
NAICS 1124 Sheep and goat farming	2	-	\$0	-	-	\$0
NAICS 11241 Sheep farming	2	-	\$0	-	-	\$0
NAICS 112410 Sheep farming	2	-	\$0	-	-	\$0
NAICS 1125 Aquaculture	6	-	\$0	-	-	\$0
NAICS 11251 Aquaculture	6	-	\$0	-	-	\$0
NAICS 112511 Finfish farming and fish hatcheries	6	-	\$0	-	-	\$0
NAICS 1129 Other animal production	30	140	\$3,995	2	-	\$0
NAICS 11291 Apiculture	4	-	\$0	-	-	\$0
NAICS 112910 Apiculture	4	-	\$0	-	-	\$0
NAICS 11292 Horses and other equine production	2	-	\$0	1	-	\$0
NAICS 112920 Horses and other equine production	2	-	\$0	1	-	\$0
NAICS 11299 All other animal production	24	126	\$4,017	1	-	\$0
NAICS 112990 All other animal production	24	126	\$4,017	1	-	\$0
NAICS 113 Forestry and logging	5	8	\$3,623	-	-	\$0
NAICS 1133 Logging	5	8	\$3,623	-	-	\$0
NAICS 11331 Logging	5	8	\$3,623	-	-	\$0
NAICS 113310 Logging	5	8	\$3,623	-	-	\$0
NAICS 114 Fishing, hunting and trapping	-	-	\$0	-	-	\$0
NAICS 1142 Hunting and trapping	-	-	\$0	-	-	\$0
NAICS 11421 Hunting and trapping	-	-	\$0	-	-	\$0
NAICS 114210 Hunting and trapping	-	-	\$0	-	-	\$0
NAICS 115 Support activities for agriculture and forestry	334	1,923	\$5,152	17	169	\$5,135
NAICS 1151 Support activities for crop production	286	1,597	\$5,378	10	141	\$5,651
NAICS 11511 Support activities for crop production	286	1,597	\$5,378	10	141	\$5,651
NAICS 115112 Soil preparation, planting, and cultivating	125	465	\$4,576	4	-	\$0
NAICS 115113 Crop harvesting, primarily by machine	42	137	\$4,411	1	-	\$0
NAICS 115114 Postharvest crop activities (except cotton ginning)	30	659	\$5,967	-	-	\$0
NAICS 115115 Farm labor contractors and crew leaders	11	32	\$5,196	-	-	\$0
NAICS 115116 Farm management services	78	304	\$5,794	5	-	\$0
NAICS 1152 Support activities for animal production	44	318	\$4,086	7	28	\$2,574
NAICS 11521 Support activities for animal production	44	318	\$4,086	7	28	\$2,574
NAICS 115210 Support activities for animal production	44	318	\$4,086	7	28	\$2,574
NAICS 1153 Support activities for forestry	4	8	\$2,669	-	-	\$0
NAICS 11531 Support activities for forestry	4	8	\$2,669	-	-	\$0
NAICS 115310 Support activities for forestry	4	8	\$2,669	-	-	\$0

United States Bureau of Labor Statistics. Quarterly Census of Employment and Wages. QCEW Data Files. Accessed: 6 December 2024.  
[www.bls.gov/cew/downloadable-data-files.htm](http://www.bls.gov/cew/downloadable-data-files.htm)

\* Quarterly Census of Employment and Wages (QCEW) are compiled from state unemployment insurance (UI) program reports. Data excludes self-employed owners, unpaid family members, and certain farm and domestic workers, including those who earned no wages during the entire applicable pay period.  
\*\* North American Industry Classification System (NAICS).



J. Hewlett-University of Wyoming, J.Tranel-Colorado State University,  
J. Parsons-University of Nebraska-Lincoln, and E. Dennis-University of Nebraska-Lincoln.

© All Rights Reserved.  
RightRisk.org. December 2024.

SECOND QUARTER, 2024 Bureau of Labor QCEW* Statistics - Average Values by NAICS** Industry, Private Ownership Only.	STATE: NEBRASKA			COUNTY: DUNDY		
	2024-Q2 Average Establishments Count	2024-Q2 Average Employment Level	2024-Q2 Monthly Avg. Compensation	2024-Q2 Average Establishments Count	2024-Q2 Average Employment Level	2024-Q2 Monthly Avg. Compensation
	NAICS 11 Agriculture, forestry, fishing and hunting	2,586	15,327	\$4,125	14	56
NAICS 111 Crop production	1,251	4,858	\$3,809	6	-	\$0
NAICS 1111 Oilseed and grain farming	1,129	3,621	\$3,761	5	13	\$3,341
NAICS 11113 Dry pea and bean farming	-	-	\$0	-	-	\$0
NAICS 111130 Dry pea and bean farming	-	-	\$0	-	-	\$0
NAICS 11114 Wheat farming	6	15	\$3,649	1	-	\$0
NAICS 111140 Wheat farming	6	15	\$3,649	1	-	\$0
NAICS 11115 Corn farming	348	1,116	\$3,813	2	-	\$0
NAICS 111150 Corn farming	348	1,116	\$3,813	2	-	\$0
NAICS 11119 Other grain farming	769	2,476	\$3,740	2	-	\$0
NAICS 111191 Oilseed and grain combination farming	751	2,426	\$3,735	2	-	\$0
NAICS 111199 All other grain farming	18	50	\$3,883	-	-	\$0
NAICS 1112 Vegetable and melon farming	31	445	\$4,377	1	-	\$0
NAICS 11121 Vegetable and melon farming	31	445	\$4,377	1	-	\$0
NAICS 111211 Potato farming	16	316	\$4,749	1	-	\$0
NAICS 111219 Other vegetable (except potato) and melon farming	15	128	\$3,458	-	-	\$0
NAICS 1114 Greenhouse, nursery, and floriculture production	43	539	\$3,172	-	-	\$0
NAICS 11141 Food crops grown under cover	3	12	\$1,703	-	-	\$0
NAICS 111411 Mushroom production	-	-	\$0	-	-	\$0
NAICS 111419 Other food crops grown under cover	3	12	\$1,703	-	-	\$0
NAICS 11142 Nursery and floriculture production	40	527	\$3,207	-	-	\$0
NAICS 111421 Nursery and tree production	32	462	\$3,337	-	-	\$0
NAICS 111422 Floriculture production	8	66	\$2,275	-	-	\$0
NAICS 1119 Other crop farming	45	-	\$0	-	-	\$0
NAICS 11194 Hay farming	22	92	\$3,328	-	-	\$0
NAICS 111940 Hay farming	22	92	\$3,328	-	-	\$0
NAICS 11199 All other crop farming	23	-	\$0	-	-	\$0
NAICS 111991 Sugar beet farming	9	-	\$0	-	-	\$0
NAICS 111998 All other miscellaneous crop farming	14	54	\$3,350	-	-	\$0
NAICS 112 Animal production and aquaculture	996	8,538	\$4,078	7	36	\$4,169
NAICS 1121 Cattle ranching and farming	776	5,860	\$4,043	7	36	\$4,169
NAICS 11211 Beef cattle ranching and farming, including feedlots	733	5,182	\$4,056	7	36	\$4,169
NAICS 112111 Beef cattle ranching and farming	470	2,077	\$3,514	4	-	\$0
NAICS 112112 Cattle feedlots	263	3,106	\$4,420	3	-	\$0
NAICS 11212 Dairy cattle and milk production	43	678	\$3,935	-	-	\$0
NAICS 112120 Dairy cattle and milk production	43	678	\$3,935	-	-	\$0
NAICS 1122 Hog and pig farming	154	2,248	\$4,190	-	-	\$0
NAICS 11221 Hog and pig farming	154	2,248	\$4,190	-	-	\$0
NAICS 112210 Hog and pig farming	154	2,248	\$4,190	-	-	\$0
NAICS 1124 Sheep and goat farming	2	-	\$0	-	-	\$0
NAICS 11241 Sheep farming	2	-	\$0	-	-	\$0
NAICS 112410 Sheep farming	2	-	\$0	-	-	\$0
NAICS 1125 Aquaculture	6	-	\$0	-	-	\$0
NAICS 11251 Aquaculture	6	-	\$0	-	-	\$0
NAICS 112511 Finfish farming and fish hatcheries	6	-	\$0	-	-	\$0
NAICS 1129 Other animal production	30	140	\$3,995	-	-	\$0
NAICS 11291 Apiculture	4	-	\$0	-	-	\$0
NAICS 112910 Apiculture	4	-	\$0	-	-	\$0
NAICS 11292 Horses and other equine production	2	-	\$0	-	-	\$0
NAICS 112920 Horses and other equine production	2	-	\$0	-	-	\$0
NAICS 11299 All other animal production	24	126	\$4,017	-	-	\$0
NAICS 112990 All other animal production	24	126	\$4,017	-	-	\$0
NAICS 113 Forestry and logging	5	8	\$3,623	-	-	\$0
NAICS 1133 Logging	5	8	\$3,623	-	-	\$0
NAICS 11331 Logging	5	8	\$3,623	-	-	\$0
NAICS 113310 Logging	5	8	\$3,623	-	-	\$0
NAICS 114 Fishing, hunting and trapping	-	-	\$0	-	-	\$0
NAICS 1142 Hunting and trapping	-	-	\$0	-	-	\$0
NAICS 11421 Hunting and trapping	-	-	\$0	-	-	\$0
NAICS 114210 Hunting and trapping	-	-	\$0	-	-	\$0
NAICS 115 Support activities for agriculture and forestry	334	1,923	\$5,152	1	-	\$0
NAICS 1151 Support activities for crop production	286	1,597	\$5,378	1	-	\$0
NAICS 11511 Support activities for crop production	286	1,597	\$5,378	1	-	\$0
NAICS 115112 Soil preparation, planting, and cultivating	125	465	\$4,576	1	-	\$0
NAICS 115113 Crop harvesting, primarily by machine	42	137	\$4,411	-	-	\$0
NAICS 115114 Postharvest crop activities (except cotton ginning)	30	659	\$5,967	-	-	\$0
NAICS 115115 Farm labor contractors and crew leaders	11	32	\$5,196	-	-	\$0
NAICS 115116 Farm management services	78	304	\$5,794	-	-	\$0
NAICS 1152 Support activities for animal production	44	318	\$4,086	-	-	\$0
NAICS 11521 Support activities for animal production	44	318	\$4,086	-	-	\$0
NAICS 115210 Support activities for animal production	44	318	\$4,086	-	-	\$0
NAICS 1153 Support activities for forestry	4	8	\$2,669	-	-	\$0
NAICS 11531 Support activities for forestry	4	8	\$2,669	-	-	\$0
NAICS 115310 Support activities for forestry	4	8	\$2,669	-	-	\$0

United States Bureau of Labor Statistics. Quarterly Census of Employment and Wages. QCEW Data Files. Accessed: 6 December 2024.  
[www.bls.gov/cew/downloadable-data-files.htm](http://www.bls.gov/cew/downloadable-data-files.htm)

\* Quarterly Census of Employment and Wages (QCEW) are compiled from state unemployment insurance (UI) program reports. Data excludes self-employed owners, unpaid family members, and certain farm and domestic workers, including those who earned no wages during the entire applicable pay period.  
\*\* North American Industry Classification System (NAICS).



J. Hewlett-University of Wyoming, J.Tranel-Colorado State University,  
J. Parsons-University of Nebraska-Lincoln, and E. Dennis-University of Nebraska-Lincoln.

© All Rights Reserved.  
RightRisk.org. December 2024.



SECOND QUARTER, 2024 Bureau of Labor QCEW* Statistics - Average Values by NAICS** Industry, Private Ownership Only.	STATE: NEBRASKA			COUNTY: FILLMORE		
	2024-Q2 Average Establishments Count	2024-Q2 Average Employment Level	2024-Q2 Monthly Avg. Compensation	2024-Q2 Average Establishments Count	2024-Q2 Average Employment Level	2024-Q2 Monthly Avg. Compensation
	NAICS 11 Agriculture, forestry, fishing and hunting	2,586	15,327	\$4,125	48	140
NAICS 111 Crop production	1,251	4,858	\$3,809	34	70	\$4,008
NAICS 1111 Oilseed and grain farming	1,129	3,621	\$3,761	34	70	\$4,008
NAICS 11113 Dry pea and bean farming	-	-	\$0	-	-	\$0
NAICS 111130 Dry pea and bean farming	-	-	\$0	-	-	\$0
NAICS 11114 Wheat farming	6	15	\$3,649	-	-	\$0
NAICS 111140 Wheat farming	6	15	\$3,649	-	-	\$0
NAICS 11115 Corn farming	348	1,116	\$3,813	15	23	\$4,134
NAICS 111150 Corn farming	348	1,116	\$3,813	15	23	\$4,134
NAICS 11119 Other grain farming	769	2,476	\$3,740	19	46	\$3,943
NAICS 111191 Oilseed and grain combination farming	751	2,426	\$3,735	19	46	\$3,943
NAICS 111199 All other grain farming	18	50	\$3,883	-	-	\$0
NAICS 1112 Vegetable and melon farming	31	445	\$4,377	-	-	\$0
NAICS 11121 Vegetable and melon farming	31	445	\$4,377	-	-	\$0
NAICS 111211 Potato farming	16	316	\$4,749	-	-	\$0
NAICS 111219 Other vegetable (except potato) and melon farming	15	128	\$3,458	-	-	\$0
NAICS 1114 Greenhouse, nursery, and floriculture production	43	539	\$3,172	-	-	\$0
NAICS 11141 Food crops grown under cover	3	12	\$1,703	-	-	\$0
NAICS 111411 Mushroom production	-	-	\$0	-	-	\$0
NAICS 111419 Other food crops grown under cover	3	12	\$1,703	-	-	\$0
NAICS 11142 Nursery and floriculture production	40	527	\$3,207	-	-	\$0
NAICS 111421 Nursery and tree production	32	462	\$3,337	-	-	\$0
NAICS 111422 Floriculture production	8	66	\$2,275	-	-	\$0
NAICS 1119 Other crop farming	45	-	\$0	-	-	\$0
NAICS 11194 Hay farming	22	92	\$3,328	-	-	\$0
NAICS 111940 Hay farming	22	92	\$3,328	-	-	\$0
NAICS 11199 All other crop farming	23	-	\$0	-	-	\$0
NAICS 111991 Sugar beet farming	9	-	\$0	-	-	\$0
NAICS 111998 All other miscellaneous crop farming	14	54	\$3,350	-	-	\$0
NAICS 112 Animal production and aquaculture	996	8,538	\$4,078	8	53	\$3,883
NAICS 1121 Cattle ranching and farming	776	5,860	\$4,043	6	-	\$0
NAICS 11211 Beef cattle ranching and farming, including feedlots	733	5,182	\$4,056	6	-	\$0
NAICS 112111 Beef cattle ranching and farming	470	2,077	\$3,514	3	-	\$0
NAICS 112112 Cattle feedlots	263	3,106	\$4,420	3	39	\$3,883
NAICS 11212 Dairy cattle and milk production	43	678	\$3,935	-	-	\$0
NAICS 112120 Dairy cattle and milk production	43	678	\$3,935	-	-	\$0
NAICS 1122 Hog and pig farming	154	2,248	\$4,190	2	-	\$0
NAICS 11221 Hog and pig farming	154	2,248	\$4,190	2	-	\$0
NAICS 112210 Hog and pig farming	154	2,248	\$4,190	2	-	\$0
NAICS 1124 Sheep and goat farming	2	-	\$0	-	-	\$0
NAICS 11241 Sheep farming	2	-	\$0	-	-	\$0
NAICS 112410 Sheep farming	2	-	\$0	-	-	\$0
NAICS 1125 Aquaculture	6	-	\$0	-	-	\$0
NAICS 11251 Aquaculture	6	-	\$0	-	-	\$0
NAICS 112511 Finfish farming and fish hatcheries	6	-	\$0	-	-	\$0
NAICS 1129 Other animal production	30	140	\$3,995	-	-	\$0
NAICS 11291 Apiculture	4	-	\$0	-	-	\$0
NAICS 112910 Apiculture	4	-	\$0	-	-	\$0
NAICS 11292 Horses and other equine production	2	-	\$0	-	-	\$0
NAICS 112920 Horses and other equine production	2	-	\$0	-	-	\$0
NAICS 11299 All other animal production	24	126	\$4,017	-	-	\$0
NAICS 112990 All other animal production	24	126	\$4,017	-	-	\$0
NAICS 113 Forestry and logging	5	8	\$3,623	-	-	\$0
NAICS 1133 Logging	5	8	\$3,623	-	-	\$0
NAICS 11331 Logging	5	8	\$3,623	-	-	\$0
NAICS 113310 Logging	5	8	\$3,623	-	-	\$0
NAICS 114 Fishing, hunting and trapping	-	-	\$0	-	-	\$0
NAICS 1142 Hunting and trapping	-	-	\$0	-	-	\$0
NAICS 11421 Hunting and trapping	-	-	\$0	-	-	\$0
NAICS 114210 Hunting and trapping	-	-	\$0	-	-	\$0
NAICS 115 Support activities for agriculture and forestry	334	1,923	\$5,152	6	17	\$4,390
NAICS 1151 Support activities for crop production	286	1,597	\$5,378	6	17	\$4,390
NAICS 11511 Support activities for crop production	286	1,597	\$5,378	6	17	\$4,390
NAICS 115112 Soil preparation, planting, and cultivating	125	465	\$4,576	4	-	\$0
NAICS 115113 Crop harvesting, primarily by machine	42	137	\$4,411	-	-	\$0
NAICS 115114 Postharvest crop activities (except cotton ginning)	30	659	\$5,967	-	-	\$0
NAICS 115115 Farm labor contractors and crew leaders	11	32	\$5,196	-	-	\$0
NAICS 115116 Farm management services	78	304	\$5,794	2	-	\$0
NAICS 1152 Support activities for animal production	44	318	\$4,086	-	-	\$0
NAICS 11521 Support activities for animal production	44	318	\$4,086	-	-	\$0
NAICS 115210 Support activities for animal production	44	318	\$4,086	-	-	\$0
NAICS 1153 Support activities for forestry	4	8	\$2,669	-	-	\$0
NAICS 11531 Support activities for forestry	4	8	\$2,669	-	-	\$0
NAICS 115310 Support activities for forestry	4	8	\$2,669	-	-	\$0

United States Bureau of Labor Statistics. Quarterly Census of Employment and Wages. QCEW Data Files. Accessed: 6 December 2024.  
[www.bls.gov/cew/downloadable-data-files.htm](http://www.bls.gov/cew/downloadable-data-files.htm)

\* Quarterly Census of Employment and Wages (QCEW) are compiled from state unemployment insurance (UI) program reports. Data excludes self-employed owners, unpaid family members, and certain farm and domestic workers, including those who earned no wages during the entire applicable pay period.  
\*\* North American Industry Classification System (NAICS).



J. Hewlett-University of Wyoming, J.Tranel-Colorado State University,  
J. Parsons-University of Nebraska-Lincoln, and E. Dennis-University of Nebraska-Lincoln.

© All Rights Reserved.  
RightRisk.org. December 2024.

SECOND QUARTER, 2024 Bureau of Labor QCEW* Statistics - Average Values by NAICS** Industry, Private Ownership Only.	STATE: NEBRASKA			COUNTY: FRANKLIN		
	2024-Q2 Average Establishments Count	2024-Q2 Average Employment Level	2024-Q2 Monthly Avg. Compensation	2024-Q2 Average Establishments Count	2024-Q2 Average Employment Level	2024-Q2 Monthly Avg. Compensation
	NAICS 11 Agriculture, forestry, fishing and hunting	2,586	15,327	\$4,125	25	-
NAICS 111 Crop production	1,251	4,858	\$3,809	17	53	\$3,051
NAICS 1111 Oilseed and grain farming	1,129	3,621	\$3,761	17	53	\$3,051
NAICS 11113 Dry pea and bean farming	-	-	\$0	-	-	\$0
NAICS 111130 Dry pea and bean farming	-	-	\$0	-	-	\$0
NAICS 11114 Wheat farming	6	15	\$3,649	-	-	\$0
NAICS 111140 Wheat farming	6	15	\$3,649	-	-	\$0
NAICS 11115 Corn farming	348	1,116	\$3,813	5	18	\$2,760
NAICS 111150 Corn farming	348	1,116	\$3,813	5	18	\$2,760
NAICS 11119 Other grain farming	769	2,476	\$3,740	12	35	\$3,198
NAICS 111191 Oilseed and grain combination farming	751	2,426	\$3,735	12	35	\$3,198
NAICS 111199 All other grain farming	18	50	\$3,883	-	-	\$0
NAICS 1112 Vegetable and melon farming	31	445	\$4,377	-	-	\$0
NAICS 11121 Vegetable and melon farming	31	445	\$4,377	-	-	\$0
NAICS 111211 Potato farming	16	316	\$4,749	-	-	\$0
NAICS 111219 Other vegetable (except potato) and melon farming	15	128	\$3,458	-	-	\$0
NAICS 1114 Greenhouse, nursery, and floriculture production	43	539	\$3,172	-	-	\$0
NAICS 11141 Food crops grown under cover	3	12	\$1,703	-	-	\$0
NAICS 111411 Mushroom production	-	-	\$0	-	-	\$0
NAICS 111419 Other food crops grown under cover	3	12	\$1,703	-	-	\$0
NAICS 11142 Nursery and floriculture production	40	527	\$3,207	-	-	\$0
NAICS 111421 Nursery and tree production	32	462	\$3,337	-	-	\$0
NAICS 111422 Floriculture production	8	66	\$2,275	-	-	\$0
NAICS 1119 Other crop farming	45	-	\$0	-	-	\$0
NAICS 11194 Hay farming	22	92	\$3,328	-	-	\$0
NAICS 111940 Hay farming	22	92	\$3,328	-	-	\$0
NAICS 11199 All other crop farming	23	-	\$0	-	-	\$0
NAICS 111991 Sugar beet farming	9	-	\$0	-	-	\$0
NAICS 111998 All other miscellaneous crop farming	14	54	\$3,350	-	-	\$0
NAICS 112 Animal production and aquaculture	996	8,538	\$4,078	8	-	\$0
NAICS 1121 Cattle ranching and farming	776	5,860	\$4,043	7	36	\$2,509
NAICS 11211 Beef cattle ranching and farming, including feedlots	733	5,182	\$4,056	7	36	\$2,509
NAICS 112111 Beef cattle ranching and farming	470	2,077	\$3,514	7	36	\$2,509
NAICS 112112 Cattle feedlots	263	3,106	\$4,420	-	-	\$0
NAICS 11212 Dairy cattle and milk production	43	678	\$3,935	-	-	\$0
NAICS 112120 Dairy cattle and milk production	43	678	\$3,935	-	-	\$0
NAICS 1122 Hog and pig farming	154	2,248	\$4,190	-	-	\$0
NAICS 11221 Hog and pig farming	154	2,248	\$4,190	-	-	\$0
NAICS 112210 Hog and pig farming	154	2,248	\$4,190	-	-	\$0
NAICS 1124 Sheep and goat farming	2	-	\$0	-	-	\$0
NAICS 11241 Sheep farming	2	-	\$0	-	-	\$0
NAICS 112410 Sheep farming	2	-	\$0	-	-	\$0
NAICS 1125 Aquaculture	6	-	\$0	-	-	\$0
NAICS 11251 Aquaculture	6	-	\$0	-	-	\$0
NAICS 112511 Finfish farming and fish hatcheries	6	-	\$0	-	-	\$0
NAICS 1129 Other animal production	30	140	\$3,995	1	-	\$0
NAICS 11291 Apiculture	4	-	\$0	-	-	\$0
NAICS 112910 Apiculture	4	-	\$0	-	-	\$0
NAICS 11292 Horses and other equine production	2	-	\$0	-	-	\$0
NAICS 112920 Horses and other equine production	2	-	\$0	-	-	\$0
NAICS 11299 All other animal production	24	126	\$4,017	1	-	\$0
NAICS 112990 All other animal production	24	126	\$4,017	1	-	\$0
NAICS 113 Forestry and logging	5	8	\$3,623	-	-	\$0
NAICS 1133 Logging	5	8	\$3,623	-	-	\$0
NAICS 11331 Logging	5	8	\$3,623	-	-	\$0
NAICS 113310 Logging	5	8	\$3,623	-	-	\$0
NAICS 114 Fishing, hunting and trapping	-	-	\$0	-	-	\$0
NAICS 1142 Hunting and trapping	-	-	\$0	-	-	\$0
NAICS 11421 Hunting and trapping	-	-	\$0	-	-	\$0
NAICS 114210 Hunting and trapping	-	-	\$0	-	-	\$0
NAICS 115 Support activities for agriculture and forestry	334	1,923	\$5,152	-	-	\$0
NAICS 1151 Support activities for crop production	286	1,597	\$5,378	-	-	\$0
NAICS 11511 Support activities for crop production	286	1,597	\$5,378	-	-	\$0
NAICS 115112 Soil preparation, planting, and cultivating	125	465	\$4,576	-	-	\$0
NAICS 115113 Crop harvesting, primarily by machine	42	137	\$4,411	-	-	\$0
NAICS 115114 Postharvest crop activities (except cotton ginning)	30	659	\$5,967	-	-	\$0
NAICS 115115 Farm labor contractors and crew leaders	11	32	\$5,196	-	-	\$0
NAICS 115116 Farm management services	78	304	\$5,794	-	-	\$0
NAICS 1152 Support activities for animal production	44	318	\$4,086	-	-	\$0
NAICS 11521 Support activities for animal production	44	318	\$4,086	-	-	\$0
NAICS 115210 Support activities for animal production	44	318	\$4,086	-	-	\$0
NAICS 1153 Support activities for forestry	4	8	\$2,669	-	-	\$0
NAICS 11531 Support activities for forestry	4	8	\$2,669	-	-	\$0
NAICS 115310 Support activities for forestry	4	8	\$2,669	-	-	\$0

United States Bureau of Labor Statistics. Quarterly Census of Employment and Wages. QCEW Data Files. Accessed: 6 December 2024.  
[www.bls.gov/cew/downloadable-data-files.htm](http://www.bls.gov/cew/downloadable-data-files.htm)

\* Quarterly Census of Employment and Wages (QCEW) are compiled from state unemployment insurance (UI) program reports. Data excludes self-employed owners, unpaid family members, and certain farm and domestic workers, including those who earned no wages during the entire applicable pay period.  
\*\* North American Industry Classification System (NAICS).



<https://RightRisk.org>

J. Hewlett-University of Wyoming, J.Tranel-Colorado State University,  
J. Parsons-University of Nebraska-Lincoln, and E. Dennis-University of Nebraska-Lincoln.

© All Rights Reserved.  
RightRisk.org. December 2024.

SECOND QUARTER, 2024 Bureau of Labor QCEW* Statistics - Average Values by NAICS** Industry, Private Ownership Only.	STATE: NEBRASKA			COUNTY: FRONTIER		
	2024-Q2 Average Establishments Count	2024-Q2 Average Employment Level	2024-Q2 Monthly Avg. Compensation	2024-Q2 Average Establishments Count	2024-Q2 Average Employment Level	2024-Q2 Monthly Avg. Compensation
	NAICS 11 Agriculture, forestry, fishing and hunting	2,586	15,327	\$4,125	20	97
NAICS 111 Crop production	1,251	4,858	\$3,809	8	-	\$0
NAICS 1111 Oilseed and grain farming	1,129	3,621	\$3,761	7	21	\$3,666
NAICS 11113 Dry pea and bean farming	-	-	\$0	-	-	\$0
NAICS 111130 Dry pea and bean farming	-	-	\$0	-	-	\$0
NAICS 11114 Wheat farming	6	15	\$3,649	-	-	\$0
NAICS 111140 Wheat farming	6	15	\$3,649	-	-	\$0
NAICS 11115 Corn farming	348	1,116	\$3,813	2	-	\$0
NAICS 111150 Corn farming	348	1,116	\$3,813	2	-	\$0
NAICS 11119 Other grain farming	769	2,476	\$3,740	5	-	\$0
NAICS 111191 Oilseed and grain combination farming	751	2,426	\$3,735	5	-	\$0
NAICS 111199 All other grain farming	18	50	\$3,883	-	-	\$0
NAICS 1112 Vegetable and melon farming	31	445	\$4,377	-	-	\$0
NAICS 11121 Vegetable and melon farming	31	445	\$4,377	-	-	\$0
NAICS 111211 Potato farming	16	316	\$4,749	-	-	\$0
NAICS 111219 Other vegetable (except potato) and melon farming	15	128	\$3,458	-	-	\$0
NAICS 1114 Greenhouse, nursery, and floriculture production	43	539	\$3,172	-	-	\$0
NAICS 11141 Food crops grown under cover	3	12	\$1,703	-	-	\$0
NAICS 111411 Mushroom production	-	-	\$0	-	-	\$0
NAICS 111419 Other food crops grown under cover	3	12	\$1,703	-	-	\$0
NAICS 11142 Nursery and floriculture production	40	527	\$3,207	-	-	\$0
NAICS 111421 Nursery and tree production	32	462	\$3,337	-	-	\$0
NAICS 111422 Floriculture production	8	66	\$2,275	-	-	\$0
NAICS 1119 Other crop farming	45	-	\$0	1	-	\$0
NAICS 11194 Hay farming	22	92	\$3,328	-	-	\$0
NAICS 111940 Hay farming	22	92	\$3,328	-	-	\$0
NAICS 11199 All other crop farming	23	-	\$0	1	-	\$0
NAICS 111991 Sugar beet farming	9	-	\$0	-	-	\$0
NAICS 111998 All other miscellaneous crop farming	14	54	\$3,350	1	-	\$0
NAICS 112 Animal production and aquaculture	996	8,538	\$4,078	11	70	\$3,562
NAICS 1121 Cattle ranching and farming	776	5,860	\$4,043	6	-	\$0
NAICS 11211 Beef cattle ranching and farming, including feedlots	733	5,182	\$4,056	6	-	\$0
NAICS 112111 Beef cattle ranching and farming	470	2,077	\$3,514	3	-	\$0
NAICS 112112 Cattle feedlots	263	3,106	\$4,420	3	22	\$3,792
NAICS 11212 Dairy cattle and milk production	43	678	\$3,935	-	-	\$0
NAICS 112120 Dairy cattle and milk production	43	678	\$3,935	-	-	\$0
NAICS 1122 Hog and pig farming	154	2,248	\$4,190	4	35	\$3,254
NAICS 11221 Hog and pig farming	154	2,248	\$4,190	4	35	\$3,254
NAICS 112210 Hog and pig farming	154	2,248	\$4,190	4	35	\$3,254
NAICS 1124 Sheep and goat farming	2	-	\$0	-	-	\$0
NAICS 11241 Sheep farming	2	-	\$0	-	-	\$0
NAICS 112410 Sheep farming	2	-	\$0	-	-	\$0
NAICS 1125 Aquaculture	6	-	\$0	1	-	\$0
NAICS 11251 Aquaculture	6	-	\$0	1	-	\$0
NAICS 112511 Finfish farming and fish hatcheries	6	-	\$0	1	-	\$0
NAICS 1129 Other animal production	30	140	\$3,995	-	-	\$0
NAICS 11291 Apiculture	4	-	\$0	-	-	\$0
NAICS 112910 Apiculture	4	-	\$0	-	-	\$0
NAICS 11292 Horses and other equine production	2	-	\$0	-	-	\$0
NAICS 112920 Horses and other equine production	2	-	\$0	-	-	\$0
NAICS 11299 All other animal production	24	126	\$4,017	-	-	\$0
NAICS 112990 All other animal production	24	126	\$4,017	-	-	\$0
NAICS 113 Forestry and logging	5	8	\$3,623	-	-	\$0
NAICS 1133 Logging	5	8	\$3,623	-	-	\$0
NAICS 11331 Logging	5	8	\$3,623	-	-	\$0
NAICS 113310 Logging	5	8	\$3,623	-	-	\$0
NAICS 114 Fishing, hunting and trapping	-	-	\$0	-	-	\$0
NAICS 1142 Hunting and trapping	-	-	\$0	-	-	\$0
NAICS 11421 Hunting and trapping	-	-	\$0	-	-	\$0
NAICS 114210 Hunting and trapping	-	-	\$0	-	-	\$0
NAICS 115 Support activities for agriculture and forestry	334	1,923	\$5,152	1	-	\$0
NAICS 1151 Support activities for crop production	286	1,597	\$5,378	1	-	\$0
NAICS 11511 Support activities for crop production	286	1,597	\$5,378	1	-	\$0
NAICS 115112 Soil preparation, planting, and cultivating	125	465	\$4,576	1	-	\$0
NAICS 115113 Crop harvesting, primarily by machine	42	137	\$4,411	-	-	\$0
NAICS 115114 Postharvest crop activities (except cotton ginning)	30	659	\$5,967	-	-	\$0
NAICS 115115 Farm labor contractors and crew leaders	11	32	\$5,196	-	-	\$0
NAICS 115116 Farm management services	78	304	\$5,794	-	-	\$0
NAICS 1152 Support activities for animal production	44	318	\$4,086	-	-	\$0
NAICS 11521 Support activities for animal production	44	318	\$4,086	-	-	\$0
NAICS 115210 Support activities for animal production	44	318	\$4,086	-	-	\$0
NAICS 1153 Support activities for forestry	4	8	\$2,669	-	-	\$0
NAICS 11531 Support activities for forestry	4	8	\$2,669	-	-	\$0
NAICS 115310 Support activities for forestry	4	8	\$2,669	-	-	\$0

United States Bureau of Labor Statistics. Quarterly Census of Employment and Wages. QCEW Data Files. Accessed: 6 December 2024.  
[www.bls.gov/cew/downloadable-data-files.htm](http://www.bls.gov/cew/downloadable-data-files.htm)

\* Quarterly Census of Employment and Wages (QCEW) are compiled from state unemployment insurance (UI) program reports. Data excludes self-employed owners, unpaid family members, and certain farm and domestic workers, including those who earned no wages during the entire applicable pay period.  
\*\* North American Industry Classification System (NAICS).



J. Hewlett-University of Wyoming, J.Tranel-Colorado State University,  
J. Parsons-University of Nebraska-Lincoln, and E. Dennis-University of Nebraska-Lincoln.

© All Rights Reserved.  
RightRisk.org. December 2024.



SECOND QUARTER, 2024 Bureau of Labor QCEW* Statistics - Average Values by NAICS** Industry, Private Ownership Only.	STATE: NEBRASKA			COUNTY: FURNAS		
	2024-Q2 Average Establishments Count	2024-Q2 Average Employment Level	2024-Q2 Monthly Avg. Compensation	2024-Q2 Average Establishments Count	2024-Q2 Average Employment Level	2024-Q2 Monthly Avg. Compensation
	NAICS 11 Agriculture, forestry, fishing and hunting	2,586	15,327	\$4,125	32	-
NAICS 111 Crop production	1,251	4,858	\$3,809	15	58	\$4,264
NAICS 1111 Oilseed and grain farming	1,129	3,621	\$3,761	15	58	\$4,264
NAICS 11113 Dry pea and bean farming	-	-	\$0	-	-	\$0
NAICS 111130 Dry pea and bean farming	-	-	\$0	-	-	\$0
NAICS 11114 Wheat farming	6	15	\$3,649	-	-	\$0
NAICS 111140 Wheat farming	6	15	\$3,649	-	-	\$0
NAICS 11115 Corn farming	348	1,116	\$3,813	3	-	\$0
NAICS 111150 Corn farming	348	1,116	\$3,813	3	-	\$0
NAICS 11119 Other grain farming	769	2,476	\$3,740	12	-	\$0
NAICS 111191 Oilseed and grain combination farming	751	2,426	\$3,735	12	-	\$0
NAICS 111199 All other grain farming	18	50	\$3,883	-	-	\$0
NAICS 1112 Vegetable and melon farming	31	445	\$4,377	-	-	\$0
NAICS 11121 Vegetable and melon farming	31	445	\$4,377	-	-	\$0
NAICS 111211 Potato farming	16	316	\$4,749	-	-	\$0
NAICS 111219 Other vegetable (except potato) and melon farming	15	128	\$3,458	-	-	\$0
NAICS 1114 Greenhouse, nursery, and floriculture production	43	539	\$3,172	-	-	\$0
NAICS 11141 Food crops grown under cover	3	12	\$1,703	-	-	\$0
NAICS 111411 Mushroom production	-	-	\$0	-	-	\$0
NAICS 111419 Other food crops grown under cover	3	12	\$1,703	-	-	\$0
NAICS 11142 Nursery and floriculture production	40	527	\$3,207	-	-	\$0
NAICS 111421 Nursery and tree production	32	462	\$3,337	-	-	\$0
NAICS 111422 Floriculture production	8	66	\$2,275	-	-	\$0
NAICS 1119 Other crop farming	45	-	\$0	-	-	\$0
NAICS 11194 Hay farming	22	92	\$3,328	-	-	\$0
NAICS 111940 Hay farming	22	92	\$3,328	-	-	\$0
NAICS 11199 All other crop farming	23	-	\$0	-	-	\$0
NAICS 111991 Sugar beet farming	9	-	\$0	-	-	\$0
NAICS 111998 All other miscellaneous crop farming	14	54	\$3,350	-	-	\$0
NAICS 112 Animal production and aquaculture	996	8,538	\$4,078	14	93	\$4,203
NAICS 1121 Cattle ranching and farming	776	5,860	\$4,043	5	23	\$3,887
NAICS 11211 Beef cattle ranching and farming, including feedlots	733	5,182	\$4,056	4	-	\$0
NAICS 112111 Beef cattle ranching and farming	470	2,077	\$3,514	2	-	\$0
NAICS 112112 Cattle feedlots	263	3,106	\$4,420	2	-	\$0
NAICS 11212 Dairy cattle and milk production	43	678	\$3,935	1	-	\$0
NAICS 112120 Dairy cattle and milk production	43	678	\$3,935	1	-	\$0
NAICS 1122 Hog and pig farming	154	2,248	\$4,190	8	-	\$0
NAICS 11221 Hog and pig farming	154	2,248	\$4,190	8	-	\$0
NAICS 112210 Hog and pig farming	154	2,248	\$4,190	8	-	\$0
NAICS 1124 Sheep and goat farming	2	-	\$0	-	-	\$0
NAICS 11241 Sheep farming	2	-	\$0	-	-	\$0
NAICS 112410 Sheep farming	2	-	\$0	-	-	\$0
NAICS 1125 Aquaculture	6	-	\$0	-	-	\$0
NAICS 11251 Aquaculture	6	-	\$0	-	-	\$0
NAICS 112511 Finfish farming and fish hatcheries	6	-	\$0	-	-	\$0
NAICS 1129 Other animal production	30	140	\$3,995	1	-	\$0
NAICS 11291 Apiculture	4	-	\$0	-	-	\$0
NAICS 112910 Apiculture	4	-	\$0	-	-	\$0
NAICS 11292 Horses and other equine production	2	-	\$0	-	-	\$0
NAICS 112920 Horses and other equine production	2	-	\$0	-	-	\$0
NAICS 11299 All other animal production	24	126	\$4,017	1	-	\$0
NAICS 112990 All other animal production	24	126	\$4,017	1	-	\$0
NAICS 113 Forestry and logging	5	8	\$3,623	-	-	\$0
NAICS 1133 Logging	5	8	\$3,623	-	-	\$0
NAICS 11331 Logging	5	8	\$3,623	-	-	\$0
NAICS 113310 Logging	5	8	\$3,623	-	-	\$0
NAICS 114 Fishing, hunting and trapping	-	-	\$0	-	-	\$0
NAICS 1142 Hunting and trapping	-	-	\$0	-	-	\$0
NAICS 11421 Hunting and trapping	-	-	\$0	-	-	\$0
NAICS 114210 Hunting and trapping	-	-	\$0	-	-	\$0
NAICS 115 Support activities for agriculture and forestry	334	1,923	\$5,152	3	-	\$0
NAICS 1151 Support activities for crop production	286	1,597	\$5,378	3	-	\$0
NAICS 11511 Support activities for crop production	286	1,597	\$5,378	3	-	\$0
NAICS 115112 Soil preparation, planting, and cultivating	125	465	\$4,576	1	-	\$0
NAICS 115113 Crop harvesting, primarily by machine	42	137	\$4,411	-	-	\$0
NAICS 115114 Postharvest crop activities (except cotton ginning)	30	659	\$5,967	-	-	\$0
NAICS 115115 Farm labor contractors and crew leaders	11	32	\$5,196	-	-	\$0
NAICS 115116 Farm management services	78	304	\$5,794	2	-	\$0
NAICS 1152 Support activities for animal production	44	318	\$4,086	-	-	\$0
NAICS 11521 Support activities for animal production	44	318	\$4,086	-	-	\$0
NAICS 115210 Support activities for animal production	44	318	\$4,086	-	-	\$0
NAICS 1153 Support activities for forestry	4	8	\$2,669	-	-	\$0
NAICS 11531 Support activities for forestry	4	8	\$2,669	-	-	\$0
NAICS 115310 Support activities for forestry	4	8	\$2,669	-	-	\$0

United States Bureau of Labor Statistics. Quarterly Census of Employment and Wages. QCEW Data Files. Accessed: 6 December 2024.  
[www.bls.gov/cew/downloadable-data-files.htm](http://www.bls.gov/cew/downloadable-data-files.htm)

\* Quarterly Census of Employment and Wages (QCEW) are compiled from state unemployment insurance (UI) program reports. Data excludes self-employed owners, unpaid family members, and certain farm and domestic workers, including those who earned no wages during the entire applicable pay period.  
\*\* North American Industry Classification System (NAICS).



J. Hewlett-University of Wyoming, J.Tranel-Colorado State University,  
J. Parsons-University of Nebraska-Lincoln, and E. Dennis-University of Nebraska-Lincoln.

© All Rights Reserved.  
RightRisk.org. December 2024.

SECOND QUARTER, 2024 Bureau of Labor QCEW* Statistics - Average Values by NAICS** Industry, Private Ownership Only.	STATE: NEBRASKA			COUNTY: GAGE		
	2024-Q2 Average Establishments Count	2024-Q2 Average Employment Level	2024-Q2 Monthly Avg. Compensation	2024-Q2 Average Establishments Count	2024-Q2 Average Employment Level	2024-Q2 Monthly Avg. Compensation
	NAICS 11 Agriculture, forestry, fishing and hunting	2,586	15,327	\$4,125	26	-
NAICS 111 Crop production	1,251	4,858	\$3,809	9	25	\$3,272
NAICS 1111 Oilseed and grain farming	1,129	3,621	\$3,761	8	-	\$0
NAICS 11113 Dry pea and bean farming	-	-	\$0	-	-	\$0
NAICS 111130 Dry pea and bean farming	-	-	\$0	-	-	\$0
NAICS 11114 Wheat farming	6	15	\$3,649	-	-	\$0
NAICS 111140 Wheat farming	6	15	\$3,649	-	-	\$0
NAICS 11115 Corn farming	348	1,116	\$3,813	1	-	\$0
NAICS 111150 Corn farming	348	1,116	\$3,813	1	-	\$0
NAICS 11119 Other grain farming	769	2,476	\$3,740	7	18	\$3,103
NAICS 111191 Oilseed and grain combination farming	751	2,426	\$3,735	7	18	\$3,103
NAICS 111199 All other grain farming	18	50	\$3,883	-	-	\$0
NAICS 1112 Vegetable and melon farming	31	445	\$4,377	-	-	\$0
NAICS 11121 Vegetable and melon farming	31	445	\$4,377	-	-	\$0
NAICS 111211 Potato farming	16	316	\$4,749	-	-	\$0
NAICS 111219 Other vegetable (except potato) and melon farming	15	128	\$3,458	-	-	\$0
NAICS 1114 Greenhouse, nursery, and floriculture production	43	539	\$3,172	-	-	\$0
NAICS 11141 Food crops grown under cover	3	12	\$1,703	-	-	\$0
NAICS 111411 Mushroom production	-	-	\$0	-	-	\$0
NAICS 111419 Other food crops grown under cover	3	12	\$1,703	-	-	\$0
NAICS 11142 Nursery and floriculture production	40	527	\$3,207	-	-	\$0
NAICS 111421 Nursery and tree production	32	462	\$3,337	-	-	\$0
NAICS 111422 Floriculture production	8	66	\$2,275	-	-	\$0
NAICS 1119 Other crop farming	45	-	\$0	1	-	\$0
NAICS 11194 Hay farming	22	92	\$3,328	1	-	\$0
NAICS 111940 Hay farming	22	92	\$3,328	1	-	\$0
NAICS 11199 All other crop farming	23	-	\$0	-	-	\$0
NAICS 111991 Sugar beet farming	9	-	\$0	-	-	\$0
NAICS 111998 All other miscellaneous crop farming	14	54	\$3,350	-	-	\$0
NAICS 112 Animal production and aquaculture	996	8,538	\$4,078	11	65	\$3,839
NAICS 1121 Cattle ranching and farming	776	5,860	\$4,043	4	8	\$4,628
NAICS 11211 Beef cattle ranching and farming, including feedlots	733	5,182	\$4,056	4	8	\$4,628
NAICS 112111 Beef cattle ranching and farming	470	2,077	\$3,514	4	8	\$4,628
NAICS 112112 Cattle feedlots	263	3,106	\$4,420	-	-	\$0
NAICS 11212 Dairy cattle and milk production	43	678	\$3,935	-	-	\$0
NAICS 112120 Dairy cattle and milk production	43	678	\$3,935	-	-	\$0
NAICS 1122 Hog and pig farming	154	2,248	\$4,190	3	13	\$4,741
NAICS 11221 Hog and pig farming	154	2,248	\$4,190	3	13	\$4,741
NAICS 112210 Hog and pig farming	154	2,248	\$4,190	3	13	\$4,741
NAICS 1124 Sheep and goat farming	2	-	\$0	-	-	\$0
NAICS 11241 Sheep farming	2	-	\$0	-	-	\$0
NAICS 112410 Sheep farming	2	-	\$0	-	-	\$0
NAICS 1125 Aquaculture	6	-	\$0	-	-	\$0
NAICS 11251 Aquaculture	6	-	\$0	-	-	\$0
NAICS 112511 Finfish farming and fish hatcheries	6	-	\$0	-	-	\$0
NAICS 1129 Other animal production	30	140	\$3,995	-	-	\$0
NAICS 11291 Apiculture	4	-	\$0	-	-	\$0
NAICS 112910 Apiculture	4	-	\$0	-	-	\$0
NAICS 11292 Horses and other equine production	2	-	\$0	-	-	\$0
NAICS 112920 Horses and other equine production	2	-	\$0	-	-	\$0
NAICS 11299 All other animal production	24	126	\$4,017	-	-	\$0
NAICS 112990 All other animal production	24	126	\$4,017	-	-	\$0
NAICS 113 Forestry and logging	5	8	\$3,623	-	-	\$0
NAICS 1133 Logging	5	8	\$3,623	-	-	\$0
NAICS 11331 Logging	5	8	\$3,623	-	-	\$0
NAICS 113310 Logging	5	8	\$3,623	-	-	\$0
NAICS 114 Fishing, hunting and trapping	-	-	\$0	-	-	\$0
NAICS 1142 Hunting and trapping	-	-	\$0	-	-	\$0
NAICS 11421 Hunting and trapping	-	-	\$0	-	-	\$0
NAICS 114210 Hunting and trapping	-	-	\$0	-	-	\$0
NAICS 115 Support activities for agriculture and forestry	334	1,923	\$5,152	6	-	\$0
NAICS 1151 Support activities for crop production	286	1,597	\$5,378	6	-	\$0
NAICS 11511 Support activities for crop production	286	1,597	\$5,378	6	-	\$0
NAICS 115112 Soil preparation, planting, and cultivating	125	465	\$4,576	2	-	\$0
NAICS 115113 Crop harvesting, primarily by machine	42	137	\$4,411	1	-	\$0
NAICS 115114 Postharvest crop activities (except cotton ginning)	30	659	\$5,967	-	-	\$0
NAICS 115115 Farm labor contractors and crew leaders	11	32	\$5,196	1	-	\$0
NAICS 115116 Farm management services	78	304	\$5,794	2	-	\$0
NAICS 1152 Support activities for animal production	44	318	\$4,086	-	-	\$0
NAICS 11521 Support activities for animal production	44	318	\$4,086	-	-	\$0
NAICS 115210 Support activities for animal production	44	318	\$4,086	-	-	\$0
NAICS 1153 Support activities for forestry	4	8	\$2,669	-	-	\$0
NAICS 11531 Support activities for forestry	4	8	\$2,669	-	-	\$0
NAICS 115310 Support activities for forestry	4	8	\$2,669	-	-	\$0

United States Bureau of Labor Statistics. Quarterly Census of Employment and Wages. QCEW Data Files. Accessed: 6 December 2024.  
[www.bls.gov/cew/downloadable-data-files.htm](http://www.bls.gov/cew/downloadable-data-files.htm)

\* Quarterly Census of Employment and Wages (QCEW) are compiled from state unemployment insurance (UI) program reports. Data excludes self-employed owners, unpaid family members, and certain farm and domestic workers, including those who earned no wages during the entire applicable pay period.  
\*\* North American Industry Classification System (NAICS).



J. Hewlett-University of Wyoming, J.Tranel-Colorado State University,  
J. Parsons-University of Nebraska-Lincoln, and E. Dennis-University of Nebraska-Lincoln.

© All Rights Reserved.  
RightRisk.org. December 2024.

SECOND QUARTER, 2024 Bureau of Labor QCEW* Statistics - Average Values by NAICS** Industry, Private Ownership Only.	STATE: NEBRASKA			COUNTY: GARDEN		
	2024-Q2 Average Establishments Count	2024-Q2 Average Employment Level	2024-Q2 Monthly Avg. Compensation	2024-Q2 Average Establishments Count	2024-Q2 Average Employment Level	2024-Q2 Monthly Avg. Compensation
	NAICS 11 Agriculture, forestry, fishing and hunting	2,586	15,327	\$4,125	9	75
NAICS 111 Crop production	1,251	4,858	\$3,809	3	5	\$3,181
NAICS 1111 Oilseed and grain farming	1,129	3,621	\$3,761	2	-	\$0
NAICS 11113 Dry pea and bean farming	-	-	\$0	-	-	\$0
NAICS 111130 Dry pea and bean farming	-	-	\$0	-	-	\$0
NAICS 11114 Wheat farming	6	15	\$3,649	-	-	\$0
NAICS 111140 Wheat farming	6	15	\$3,649	-	-	\$0
NAICS 11115 Corn farming	348	1,116	\$3,813	1	-	\$0
NAICS 111150 Corn farming	348	1,116	\$3,813	1	-	\$0
NAICS 11119 Other grain farming	769	2,476	\$3,740	1	-	\$0
NAICS 111191 Oilseed and grain combination farming	751	2,426	\$3,735	1	-	\$0
NAICS 111199 All other grain farming	18	50	\$3,883	-	-	\$0
NAICS 1112 Vegetable and melon farming	31	445	\$4,377	-	-	\$0
NAICS 11121 Vegetable and melon farming	31	445	\$4,377	-	-	\$0
NAICS 111211 Potato farming	16	316	\$4,749	-	-	\$0
NAICS 111219 Other vegetable (except potato) and melon farming	15	128	\$3,458	-	-	\$0
NAICS 1114 Greenhouse, nursery, and floriculture production	43	539	\$3,172	-	-	\$0
NAICS 11141 Food crops grown under cover	3	12	\$1,703	-	-	\$0
NAICS 111411 Mushroom production	-	-	\$0	-	-	\$0
NAICS 111419 Other food crops grown under cover	3	12	\$1,703	-	-	\$0
NAICS 11142 Nursery and floriculture production	40	527	\$3,207	-	-	\$0
NAICS 111421 Nursery and tree production	32	462	\$3,337	-	-	\$0
NAICS 111422 Floriculture production	8	66	\$2,275	-	-	\$0
NAICS 1119 Other crop farming	45	-	\$0	1	-	\$0
NAICS 11194 Hay farming	22	92	\$3,328	1	-	\$0
NAICS 111940 Hay farming	22	92	\$3,328	1	-	\$0
NAICS 11199 All other crop farming	23	-	\$0	-	-	\$0
NAICS 111991 Sugar beet farming	9	-	\$0	-	-	\$0
NAICS 111998 All other miscellaneous crop farming	14	54	\$3,350	-	-	\$0
NAICS 112 Animal production and aquaculture	996	8,538	\$4,078	6	70	\$4,342
NAICS 1121 Cattle ranching and farming	776	5,860	\$4,043	5	-	\$0
NAICS 11211 Beef cattle ranching and farming, including feedlots	733	5,182	\$4,056	5	-	\$0
NAICS 112111 Beef cattle ranching and farming	470	2,077	\$3,514	5	-	\$0
NAICS 112112 Cattle feedlots	263	3,106	\$4,420	-	-	\$0
NAICS 11212 Dairy cattle and milk production	43	678	\$3,935	-	-	\$0
NAICS 112120 Dairy cattle and milk production	43	678	\$3,935	-	-	\$0
NAICS 1122 Hog and pig farming	154	2,248	\$4,190	-	-	\$0
NAICS 11221 Hog and pig farming	154	2,248	\$4,190	-	-	\$0
NAICS 112210 Hog and pig farming	154	2,248	\$4,190	-	-	\$0
NAICS 1124 Sheep and goat farming	2	-	\$0	-	-	\$0
NAICS 11241 Sheep farming	2	-	\$0	-	-	\$0
NAICS 112410 Sheep farming	2	-	\$0	-	-	\$0
NAICS 1125 Aquaculture	6	-	\$0	-	-	\$0
NAICS 11251 Aquaculture	6	-	\$0	-	-	\$0
NAICS 112511 Finfish farming and fish hatcheries	6	-	\$0	-	-	\$0
NAICS 1129 Other animal production	30	140	\$3,995	1	-	\$0
NAICS 11291 Apiculture	4	-	\$0	-	-	\$0
NAICS 112910 Apiculture	4	-	\$0	-	-	\$0
NAICS 11292 Horses and other equine production	2	-	\$0	-	-	\$0
NAICS 112920 Horses and other equine production	2	-	\$0	-	-	\$0
NAICS 11299 All other animal production	24	126	\$4,017	1	-	\$0
NAICS 112990 All other animal production	24	126	\$4,017	1	-	\$0
NAICS 113 Forestry and logging	5	8	\$3,623	-	-	\$0
NAICS 1133 Logging	5	8	\$3,623	-	-	\$0
NAICS 11331 Logging	5	8	\$3,623	-	-	\$0
NAICS 113310 Logging	5	8	\$3,623	-	-	\$0
NAICS 114 Fishing, hunting and trapping	-	-	\$0	-	-	\$0
NAICS 1142 Hunting and trapping	-	-	\$0	-	-	\$0
NAICS 11421 Hunting and trapping	-	-	\$0	-	-	\$0
NAICS 114210 Hunting and trapping	-	-	\$0	-	-	\$0
NAICS 115 Support activities for agriculture and forestry	334	1,923	\$5,152	-	-	\$0
NAICS 1151 Support activities for crop production	286	1,597	\$5,378	-	-	\$0
NAICS 11511 Support activities for crop production	286	1,597	\$5,378	-	-	\$0
NAICS 115112 Soil preparation, planting, and cultivating	125	465	\$4,576	-	-	\$0
NAICS 115113 Crop harvesting, primarily by machine	42	137	\$4,411	-	-	\$0
NAICS 115114 Postharvest crop activities (except cotton ginning)	30	659	\$5,967	-	-	\$0
NAICS 115115 Farm labor contractors and crew leaders	11	32	\$5,196	-	-	\$0
NAICS 115116 Farm management services	78	304	\$5,794	-	-	\$0
NAICS 1152 Support activities for animal production	44	318	\$4,086	-	-	\$0
NAICS 11521 Support activities for animal production	44	318	\$4,086	-	-	\$0
NAICS 115210 Support activities for animal production	44	318	\$4,086	-	-	\$0
NAICS 1153 Support activities for forestry	4	8	\$2,669	-	-	\$0
NAICS 11531 Support activities for forestry	4	8	\$2,669	-	-	\$0
NAICS 115310 Support activities for forestry	4	8	\$2,669	-	-	\$0

United States Bureau of Labor Statistics. Quarterly Census of Employment and Wages. QCEW Data Files. Accessed: 6 December 2024.  
[www.bls.gov/cew/downloadable-data-files.htm](http://www.bls.gov/cew/downloadable-data-files.htm)

\* Quarterly Census of Employment and Wages (QCEW) are compiled from state unemployment insurance (UI) program reports. Data excludes self-employed owners, unpaid family members, and certain farm and domestic workers, including those who earned no wages during the entire applicable pay period.  
\*\* North American Industry Classification System (NAICS).



J. Hewlett-University of Wyoming, J.Tranel-Colorado State University,  
J. Parsons-University of Nebraska-Lincoln, and E. Dennis-University of Nebraska-Lincoln.

© All Rights Reserved.  
RightRisk.org. December 2024.



SECOND QUARTER, 2024 Bureau of Labor QCEW* Statistics - Average Values by NAICS** Industry, Private Ownership Only.	STATE: NEBRASKA			COUNTY: GARFIELD		
	2024-Q2 Average Establishments Count	2024-Q2 Average Employment Level	2024-Q2 Monthly Avg. Compensation	2024-Q2 Average Establishments Count	2024-Q2 Average Employment Level	2024-Q2 Monthly Avg. Compensation
	NAICS 11 Agriculture, forestry, fishing and hunting	2,586	15,327	\$4,125	7	-
NAICS 111 Crop production	1,251	4,858	\$3,809	-	-	\$0
NAICS 1111 Oilseed and grain farming	1,129	3,621	\$3,761	-	-	\$0
NAICS 11113 Dry pea and bean farming	-	-	\$0	-	-	\$0
NAICS 111130 Dry pea and bean farming	-	-	\$0	-	-	\$0
NAICS 11114 Wheat farming	6	15	\$3,649	-	-	\$0
NAICS 111140 Wheat farming	6	15	\$3,649	-	-	\$0
NAICS 11115 Corn farming	348	1,116	\$3,813	-	-	\$0
NAICS 111150 Corn farming	348	1,116	\$3,813	-	-	\$0
NAICS 11119 Other grain farming	769	2,476	\$3,740	-	-	\$0
NAICS 111191 Oilseed and grain combination farming	751	2,426	\$3,735	-	-	\$0
NAICS 111199 All other grain farming	18	50	\$3,883	-	-	\$0
NAICS 1112 Vegetable and melon farming	31	445	\$4,377	-	-	\$0
NAICS 11121 Vegetable and melon farming	31	445	\$4,377	-	-	\$0
NAICS 111211 Potato farming	16	316	\$4,749	-	-	\$0
NAICS 111219 Other vegetable (except potato) and melon farming	15	128	\$3,458	-	-	\$0
NAICS 1114 Greenhouse, nursery, and floriculture production	43	539	\$3,172	-	-	\$0
NAICS 11141 Food crops grown under cover	3	12	\$1,703	-	-	\$0
NAICS 111411 Mushroom production	-	-	\$0	-	-	\$0
NAICS 111419 Other food crops grown under cover	3	12	\$1,703	-	-	\$0
NAICS 11142 Nursery and floriculture production	40	527	\$3,207	-	-	\$0
NAICS 111421 Nursery and tree production	32	462	\$3,337	-	-	\$0
NAICS 111422 Floriculture production	8	66	\$2,275	-	-	\$0
NAICS 1119 Other crop farming	45	-	\$0	-	-	\$0
NAICS 11194 Hay farming	22	92	\$3,328	-	-	\$0
NAICS 111940 Hay farming	22	92	\$3,328	-	-	\$0
NAICS 11199 All other crop farming	23	-	\$0	-	-	\$0
NAICS 111991 Sugar beet farming	9	-	\$0	-	-	\$0
NAICS 111998 All other miscellaneous crop farming	14	54	\$3,350	-	-	\$0
NAICS 112 Animal production and aquaculture	996	8,538	\$4,078	6	34	\$3,597
NAICS 1121 Cattle ranching and farming	776	5,860	\$4,043	6	34	\$3,597
NAICS 11211 Beef cattle ranching and farming, including feedlots	733	5,182	\$4,056	6	34	\$3,597
NAICS 112111 Beef cattle ranching and farming	470	2,077	\$3,514	5	-	\$0
NAICS 112112 Cattle feedlots	263	3,106	\$4,420	1	-	\$0
NAICS 11212 Dairy cattle and milk production	43	678	\$3,935	-	-	\$0
NAICS 112120 Dairy cattle and milk production	43	678	\$3,935	-	-	\$0
NAICS 1122 Hog and pig farming	154	2,248	\$4,190	-	-	\$0
NAICS 11221 Hog and pig farming	154	2,248	\$4,190	-	-	\$0
NAICS 112210 Hog and pig farming	154	2,248	\$4,190	-	-	\$0
NAICS 1124 Sheep and goat farming	2	-	\$0	-	-	\$0
NAICS 11241 Sheep farming	2	-	\$0	-	-	\$0
NAICS 112410 Sheep farming	2	-	\$0	-	-	\$0
NAICS 1125 Aquaculture	6	-	\$0	-	-	\$0
NAICS 11251 Aquaculture	6	-	\$0	-	-	\$0
NAICS 112511 Finfish farming and fish hatcheries	6	-	\$0	-	-	\$0
NAICS 1129 Other animal production	30	140	\$3,995	-	-	\$0
NAICS 11291 Apiculture	4	-	\$0	-	-	\$0
NAICS 112910 Apiculture	4	-	\$0	-	-	\$0
NAICS 11292 Horses and other equine production	2	-	\$0	-	-	\$0
NAICS 112920 Horses and other equine production	2	-	\$0	-	-	\$0
NAICS 11299 All other animal production	24	126	\$4,017	-	-	\$0
NAICS 112990 All other animal production	24	126	\$4,017	-	-	\$0
NAICS 113 Forestry and logging	5	8	\$3,623	-	-	\$0
NAICS 1133 Logging	5	8	\$3,623	-	-	\$0
NAICS 11331 Logging	5	8	\$3,623	-	-	\$0
NAICS 113310 Logging	5	8	\$3,623	-	-	\$0
NAICS 114 Fishing, hunting and trapping	-	-	\$0	-	-	\$0
NAICS 1142 Hunting and trapping	-	-	\$0	-	-	\$0
NAICS 11421 Hunting and trapping	-	-	\$0	-	-	\$0
NAICS 114210 Hunting and trapping	-	-	\$0	-	-	\$0
NAICS 115 Support activities for agriculture and forestry	334	1,923	\$5,152	1	-	\$0
NAICS 1151 Support activities for crop production	286	1,597	\$5,378	-	-	\$0
NAICS 11511 Support activities for crop production	286	1,597	\$5,378	-	-	\$0
NAICS 115112 Soil preparation, planting, and cultivating	125	465	\$4,576	-	-	\$0
NAICS 115113 Crop harvesting, primarily by machine	42	137	\$4,411	-	-	\$0
NAICS 115114 Postharvest crop activities (except cotton ginning)	30	659	\$5,967	-	-	\$0
NAICS 115115 Farm labor contractors and crew leaders	11	32	\$5,196	-	-	\$0
NAICS 115116 Farm management services	78	304	\$5,794	-	-	\$0
NAICS 1152 Support activities for animal production	44	318	\$4,086	1	-	\$0
NAICS 11521 Support activities for animal production	44	318	\$4,086	1	-	\$0
NAICS 115210 Support activities for animal production	44	318	\$4,086	1	-	\$0
NAICS 1153 Support activities for forestry	4	8	\$2,669	-	-	\$0
NAICS 11531 Support activities for forestry	4	8	\$2,669	-	-	\$0
NAICS 115310 Support activities for forestry	4	8	\$2,669	-	-	\$0

United States Bureau of Labor Statistics. Quarterly Census of Employment and Wages. QCEW Data Files. Accessed: 6 December 2024.  
[www.bls.gov/cew/downloadable-data-files.htm](http://www.bls.gov/cew/downloadable-data-files.htm)

\* Quarterly Census of Employment and Wages (QCEW) are compiled from state unemployment insurance (UI) program reports. Data excludes self-employed owners, unpaid family members, and certain farm and domestic workers, including those who earned no wages during the entire applicable pay period.  
\*\* North American Industry Classification System (NAICS).



J. Hewlett-University of Wyoming, J.Tranel-Colorado State University,  
J. Parsons-University of Nebraska-Lincoln, and E. Dennis-University of Nebraska-Lincoln.

© All Rights Reserved.  
RightRisk.org. December 2024.

SECOND QUARTER, 2024 Bureau of Labor QCEW* Statistics - Average Values by NAICS** Industry, Private Ownership Only.	STATE: NEBRASKA			COUNTY: GOSPER		
	2024-Q2 Average Establishments Count	2024-Q2 Average Employment Level	2024-Q2 Monthly Avg. Compensation	2024-Q2 Average Establishments Count	2024-Q2 Average Employment Level	2024-Q2 Monthly Avg. Compensation
	NAICS 11 Agriculture, forestry, fishing and hunting	2,586	15,327	\$4,125	15	56
NAICS 111 Crop production	1,251	4,858	\$3,809	13	47	\$3,874
NAICS 1111 Oilseed and grain farming	1,129	3,621	\$3,761	13	47	\$3,874
NAICS 11113 Dry pea and bean farming	-	-	\$0	-	-	\$0
NAICS 111130 Dry pea and bean farming	-	-	\$0	-	-	\$0
NAICS 11114 Wheat farming	6	15	\$3,649	-	-	\$0
NAICS 111140 Wheat farming	6	15	\$3,649	-	-	\$0
NAICS 11115 Corn farming	348	1,116	\$3,813	2	-	\$0
NAICS 111150 Corn farming	348	1,116	\$3,813	2	-	\$0
NAICS 11119 Other grain farming	769	2,476	\$3,740	11	-	\$0
NAICS 111191 Oilseed and grain combination farming	751	2,426	\$3,735	11	-	\$0
NAICS 111199 All other grain farming	18	50	\$3,883	-	-	\$0
NAICS 1112 Vegetable and melon farming	31	445	\$4,377	-	-	\$0
NAICS 11121 Vegetable and melon farming	31	445	\$4,377	-	-	\$0
NAICS 111211 Potato farming	16	316	\$4,749	-	-	\$0
NAICS 111219 Other vegetable (except potato) and melon farming	15	128	\$3,458	-	-	\$0
NAICS 1114 Greenhouse, nursery, and floriculture production	43	539	\$3,172	-	-	\$0
NAICS 11141 Food crops grown under cover	3	12	\$1,703	-	-	\$0
NAICS 111411 Mushroom production	-	-	\$0	-	-	\$0
NAICS 111419 Other food crops grown under cover	3	12	\$1,703	-	-	\$0
NAICS 11142 Nursery and floriculture production	40	527	\$3,207	-	-	\$0
NAICS 111421 Nursery and tree production	32	462	\$3,337	-	-	\$0
NAICS 111422 Floriculture production	8	66	\$2,275	-	-	\$0
NAICS 1119 Other crop farming	45	-	\$0	-	-	\$0
NAICS 11194 Hay farming	22	92	\$3,328	-	-	\$0
NAICS 111940 Hay farming	22	92	\$3,328	-	-	\$0
NAICS 11199 All other crop farming	23	-	\$0	-	-	\$0
NAICS 111991 Sugar beet farming	9	-	\$0	-	-	\$0
NAICS 111998 All other miscellaneous crop farming	14	54	\$3,350	-	-	\$0
NAICS 112 Animal production and aquaculture	996	8,538	\$4,078	1	-	\$0
NAICS 1121 Cattle ranching and farming	776	5,860	\$4,043	1	-	\$0
NAICS 11211 Beef cattle ranching and farming, including feedlots	733	5,182	\$4,056	1	-	\$0
NAICS 112111 Beef cattle ranching and farming	470	2,077	\$3,514	1	-	\$0
NAICS 112112 Cattle feedlots	263	3,106	\$4,420	-	-	\$0
NAICS 11212 Dairy cattle and milk production	43	678	\$3,935	-	-	\$0
NAICS 112120 Dairy cattle and milk production	43	678	\$3,935	-	-	\$0
NAICS 1122 Hog and pig farming	154	2,248	\$4,190	-	-	\$0
NAICS 11221 Hog and pig farming	154	2,248	\$4,190	-	-	\$0
NAICS 112210 Hog and pig farming	154	2,248	\$4,190	-	-	\$0
NAICS 1124 Sheep and goat farming	2	-	\$0	-	-	\$0
NAICS 11241 Sheep farming	2	-	\$0	-	-	\$0
NAICS 112410 Sheep farming	2	-	\$0	-	-	\$0
NAICS 1125 Aquaculture	6	-	\$0	-	-	\$0
NAICS 11251 Aquaculture	6	-	\$0	-	-	\$0
NAICS 112511 Finfish farming and fish hatcheries	6	-	\$0	-	-	\$0
NAICS 1129 Other animal production	30	140	\$3,995	-	-	\$0
NAICS 11291 Apiculture	4	-	\$0	-	-	\$0
NAICS 112910 Apiculture	4	-	\$0	-	-	\$0
NAICS 11292 Horses and other equine production	2	-	\$0	-	-	\$0
NAICS 112920 Horses and other equine production	2	-	\$0	-	-	\$0
NAICS 11299 All other animal production	24	126	\$4,017	-	-	\$0
NAICS 112990 All other animal production	24	126	\$4,017	-	-	\$0
NAICS 113 Forestry and logging	5	8	\$3,623	-	-	\$0
NAICS 1133 Logging	5	8	\$3,623	-	-	\$0
NAICS 11331 Logging	5	8	\$3,623	-	-	\$0
NAICS 113310 Logging	5	8	\$3,623	-	-	\$0
NAICS 114 Fishing, hunting and trapping	-	-	\$0	-	-	\$0
NAICS 1142 Hunting and trapping	-	-	\$0	-	-	\$0
NAICS 11421 Hunting and trapping	-	-	\$0	-	-	\$0
NAICS 114210 Hunting and trapping	-	-	\$0	-	-	\$0
NAICS 115 Support activities for agriculture and forestry	334	1,923	\$5,152	1	-	\$0
NAICS 1151 Support activities for crop production	286	1,597	\$5,378	1	-	\$0
NAICS 11511 Support activities for crop production	286	1,597	\$5,378	1	-	\$0
NAICS 115112 Soil preparation, planting, and cultivating	125	465	\$4,576	-	-	\$0
NAICS 115113 Crop harvesting, primarily by machine	42	137	\$4,411	-	-	\$0
NAICS 115114 Postharvest crop activities (except cotton ginning)	30	659	\$5,967	1	-	\$0
NAICS 115115 Farm labor contractors and crew leaders	11	32	\$5,196	-	-	\$0
NAICS 115116 Farm management services	78	304	\$5,794	-	-	\$0
NAICS 1152 Support activities for animal production	44	318	\$4,086	-	-	\$0
NAICS 11521 Support activities for animal production	44	318	\$4,086	-	-	\$0
NAICS 115210 Support activities for animal production	44	318	\$4,086	-	-	\$0
NAICS 1153 Support activities for forestry	4	8	\$2,669	-	-	\$0
NAICS 11531 Support activities for forestry	4	8	\$2,669	-	-	\$0
NAICS 115310 Support activities for forestry	4	8	\$2,669	-	-	\$0

United States Bureau of Labor Statistics. Quarterly Census of Employment and Wages. QCEW Data Files. Accessed: 6 December 2024.  
[www.bls.gov/cew/downloadable-data-files.htm](http://www.bls.gov/cew/downloadable-data-files.htm)

\* Quarterly Census of Employment and Wages (QCEW) are compiled from state unemployment insurance (UI) program reports. Data excludes self-employed owners, unpaid family members, and certain farm and domestic workers, including those who earned no wages during the entire applicable pay period.  
\*\* North American Industry Classification System (NAICS).



J. Hewlett-University of Wyoming, J.Tranel-Colorado State University,  
J. Parsons-University of Nebraska-Lincoln, and E. Dennis-University of Nebraska-Lincoln.

© All Rights Reserved.  
RightRisk.org. December 2024.

SECOND QUARTER, 2024 Bureau of Labor QCEW* Statistics - Average Values by NAICS** Industry, Private Ownership Only.	STATE: NEBRASKA			COUNTY: GRANT		
	2024-Q2 Average Establishments Count	2024-Q2 Average Employment Level	2024-Q2 Monthly Avg. Compensation	2024-Q2 Average Establishments Count	2024-Q2 Average Employment Level	2024-Q2 Monthly Avg. Compensation
	NAICS 11 Agriculture, forestry, fishing and hunting	2,586	15,327	\$4,125	25	136
NAICS 111 Crop production	1,251	4,858	\$3,809	2	-	\$0
NAICS 1111 Oilseed and grain farming	1,129	3,621	\$3,761	1	-	\$0
NAICS 11113 Dry pea and bean farming	-	-	\$0	-	-	\$0
NAICS 111130 Dry pea and bean farming	-	-	\$0	-	-	\$0
NAICS 11114 Wheat farming	6	15	\$3,649	-	-	\$0
NAICS 111140 Wheat farming	6	15	\$3,649	-	-	\$0
NAICS 11115 Corn farming	348	1,116	\$3,813	1	-	\$0
NAICS 111150 Corn farming	348	1,116	\$3,813	1	-	\$0
NAICS 11119 Other grain farming	769	2,476	\$3,740	-	-	\$0
NAICS 111191 Oilseed and grain combination farming	751	2,426	\$3,735	-	-	\$0
NAICS 111199 All other grain farming	18	50	\$3,883	-	-	\$0
NAICS 1112 Vegetable and melon farming	31	445	\$4,377	-	-	\$0
NAICS 11121 Vegetable and melon farming	31	445	\$4,377	-	-	\$0
NAICS 111211 Potato farming	16	316	\$4,749	-	-	\$0
NAICS 111219 Other vegetable (except potato) and melon farming	15	128	\$3,458	-	-	\$0
NAICS 1114 Greenhouse, nursery, and floriculture production	43	539	\$3,172	-	-	\$0
NAICS 11141 Food crops grown under cover	3	12	\$1,703	-	-	\$0
NAICS 111411 Mushroom production	-	-	\$0	-	-	\$0
NAICS 111419 Other food crops grown under cover	3	12	\$1,703	-	-	\$0
NAICS 11142 Nursery and floriculture production	40	527	\$3,207	-	-	\$0
NAICS 111421 Nursery and tree production	32	462	\$3,337	-	-	\$0
NAICS 111422 Floriculture production	8	66	\$2,275	-	-	\$0
NAICS 1119 Other crop farming	45	-	\$0	1	-	\$0
NAICS 11194 Hay farming	22	92	\$3,328	1	-	\$0
NAICS 111940 Hay farming	22	92	\$3,328	1	-	\$0
NAICS 11199 All other crop farming	23	-	\$0	-	-	\$0
NAICS 111991 Sugar beet farming	9	-	\$0	-	-	\$0
NAICS 111998 All other miscellaneous crop farming	14	54	\$3,350	-	-	\$0
NAICS 112 Animal production and aquaculture	996	8,538	\$4,078	21	123	\$3,020
NAICS 1121 Cattle ranching and farming	776	5,860	\$4,043	21	123	\$3,020
NAICS 11211 Beef cattle ranching and farming, including feedlots	733	5,182	\$4,056	21	123	\$3,020
NAICS 112111 Beef cattle ranching and farming	470	2,077	\$3,514	21	123	\$3,020
NAICS 112112 Cattle feedlots	263	3,106	\$4,420	-	-	\$0
NAICS 11212 Dairy cattle and milk production	43	678	\$3,935	-	-	\$0
NAICS 112120 Dairy cattle and milk production	43	678	\$3,935	-	-	\$0
NAICS 1122 Hog and pig farming	154	2,248	\$4,190	-	-	\$0
NAICS 11221 Hog and pig farming	154	2,248	\$4,190	-	-	\$0
NAICS 112210 Hog and pig farming	154	2,248	\$4,190	-	-	\$0
NAICS 1124 Sheep and goat farming	2	-	\$0	-	-	\$0
NAICS 11241 Sheep farming	2	-	\$0	-	-	\$0
NAICS 112410 Sheep farming	2	-	\$0	-	-	\$0
NAICS 1125 Aquaculture	6	-	\$0	-	-	\$0
NAICS 11251 Aquaculture	6	-	\$0	-	-	\$0
NAICS 112511 Finfish farming and fish hatcheries	6	-	\$0	-	-	\$0
NAICS 1129 Other animal production	30	140	\$3,995	-	-	\$0
NAICS 11291 Apiculture	4	-	\$0	-	-	\$0
NAICS 112910 Apiculture	4	-	\$0	-	-	\$0
NAICS 11292 Horses and other equine production	2	-	\$0	-	-	\$0
NAICS 112920 Horses and other equine production	2	-	\$0	-	-	\$0
NAICS 11299 All other animal production	24	126	\$4,017	-	-	\$0
NAICS 112990 All other animal production	24	126	\$4,017	-	-	\$0
NAICS 113 Forestry and logging	5	8	\$3,623	-	-	\$0
NAICS 1133 Logging	5	8	\$3,623	-	-	\$0
NAICS 11331 Logging	5	8	\$3,623	-	-	\$0
NAICS 113310 Logging	5	8	\$3,623	-	-	\$0
NAICS 114 Fishing, hunting and trapping	-	-	\$0	-	-	\$0
NAICS 1142 Hunting and trapping	-	-	\$0	-	-	\$0
NAICS 11421 Hunting and trapping	-	-	\$0	-	-	\$0
NAICS 114210 Hunting and trapping	-	-	\$0	-	-	\$0
NAICS 115 Support activities for agriculture and forestry	334	1,923	\$5,152	2	-	\$0
NAICS 1151 Support activities for crop production	286	1,597	\$5,378	-	-	\$0
NAICS 11511 Support activities for crop production	286	1,597	\$5,378	-	-	\$0
NAICS 115112 Soil preparation, planting, and cultivating	125	465	\$4,576	-	-	\$0
NAICS 115113 Crop harvesting, primarily by machine	42	137	\$4,411	-	-	\$0
NAICS 115114 Postharvest crop activities (except cotton ginning)	30	659	\$5,967	-	-	\$0
NAICS 115115 Farm labor contractors and crew leaders	11	32	\$5,196	-	-	\$0
NAICS 115116 Farm management services	78	304	\$5,794	-	-	\$0
NAICS 1152 Support activities for animal production	44	318	\$4,086	2	-	\$0
NAICS 11521 Support activities for animal production	44	318	\$4,086	2	-	\$0
NAICS 115210 Support activities for animal production	44	318	\$4,086	2	-	\$0
NAICS 1153 Support activities for forestry	4	8	\$2,669	-	-	\$0
NAICS 11531 Support activities for forestry	4	8	\$2,669	-	-	\$0
NAICS 115310 Support activities for forestry	4	8	\$2,669	-	-	\$0

United States Bureau of Labor Statistics. Quarterly Census of Employment and Wages. QCEW Data Files. Accessed: 6 December 2024.  
[www.bls.gov/cew/downloadable-data-files.htm](http://www.bls.gov/cew/downloadable-data-files.htm)

\* Quarterly Census of Employment and Wages (QCEW) are compiled from state unemployment insurance (UI) program reports. Data excludes self-employed owners, unpaid family members, and certain farm and domestic workers, including those who earned no wages during the entire applicable pay period.  
\*\* North American Industry Classification System (NAICS).



J. Hewlett-University of Wyoming, J.Tranel-Colorado State University,  
J. Parsons-University of Nebraska-Lincoln, and E. Dennis-University of Nebraska-Lincoln.

© All Rights Reserved.  
RightRisk.org. December 2024.



SECOND QUARTER, 2024 Bureau of Labor QCEW* Statistics - Average Values by NAICS** Industry, Private Ownership Only.	STATE: NEBRASKA			COUNTY: GREELEY		
	2024-Q2 Average Establishments Count	2024-Q2 Average Employment Level	2024-Q2 Monthly Avg. Compensation	2024-Q2 Average Establishments Count	2024-Q2 Average Employment Level	2024-Q2 Monthly Avg. Compensation
	NAICS 11 Agriculture, forestry, fishing and hunting	2,586	15,327	\$4,125	23	79
NAICS 111 Crop production	1,251	4,858	\$3,809	8	-	\$0
NAICS 1111 Oilseed and grain farming	1,129	3,621	\$3,761	8	-	\$0
NAICS 11113 Dry pea and bean farming	-	-	\$0	-	-	\$0
NAICS 111130 Dry pea and bean farming	-	-	\$0	-	-	\$0
NAICS 11114 Wheat farming	6	15	\$3,649	-	-	\$0
NAICS 111140 Wheat farming	6	15	\$3,649	-	-	\$0
NAICS 11115 Corn farming	348	1,116	\$3,813	2	-	\$0
NAICS 111150 Corn farming	348	1,116	\$3,813	2	-	\$0
NAICS 11119 Other grain farming	769	2,476	\$3,740	6	19	\$2,955
NAICS 111191 Oilseed and grain combination farming	751	2,426	\$3,735	6	19	\$2,955
NAICS 111199 All other grain farming	18	50	\$3,883	-	-	\$0
NAICS 1112 Vegetable and melon farming	31	445	\$4,377	-	-	\$0
NAICS 11121 Vegetable and melon farming	31	445	\$4,377	-	-	\$0
NAICS 111211 Potato farming	16	316	\$4,749	-	-	\$0
NAICS 111219 Other vegetable (except potato) and melon farming	15	128	\$3,458	-	-	\$0
NAICS 1114 Greenhouse, nursery, and floriculture production	43	539	\$3,172	-	-	\$0
NAICS 11141 Food crops grown under cover	3	12	\$1,703	-	-	\$0
NAICS 111411 Mushroom production	-	-	\$0	-	-	\$0
NAICS 111419 Other food crops grown under cover	3	12	\$1,703	-	-	\$0
NAICS 11142 Nursery and floriculture production	40	527	\$3,207	-	-	\$0
NAICS 111421 Nursery and tree production	32	462	\$3,337	-	-	\$0
NAICS 111422 Floriculture production	8	66	\$2,275	-	-	\$0
NAICS 1119 Other crop farming	45	-	\$0	-	-	\$0
NAICS 11194 Hay farming	22	92	\$3,328	-	-	\$0
NAICS 111940 Hay farming	22	92	\$3,328	-	-	\$0
NAICS 11199 All other crop farming	23	-	\$0	-	-	\$0
NAICS 111991 Sugar beet farming	9	-	\$0	-	-	\$0
NAICS 111998 All other miscellaneous crop farming	14	54	\$3,350	-	-	\$0
NAICS 112 Animal production and aquaculture	996	8,538	\$4,078	14	53	\$3,987
NAICS 1121 Cattle ranching and farming	776	5,860	\$4,043	6	-	\$0
NAICS 11211 Beef cattle ranching and farming, including feedlots	733	5,182	\$4,056	6	-	\$0
NAICS 112111 Beef cattle ranching and farming	470	2,077	\$3,514	5	15	\$4,043
NAICS 112112 Cattle feedlots	263	3,106	\$4,420	1	-	\$0
NAICS 11212 Dairy cattle and milk production	43	678	\$3,935	-	-	\$0
NAICS 112120 Dairy cattle and milk production	43	678	\$3,935	-	-	\$0
NAICS 1122 Hog and pig farming	154	2,248	\$4,190	8	-	\$0
NAICS 11221 Hog and pig farming	154	2,248	\$4,190	8	-	\$0
NAICS 112210 Hog and pig farming	154	2,248	\$4,190	8	-	\$0
NAICS 1124 Sheep and goat farming	2	-	\$0	-	-	\$0
NAICS 11241 Sheep farming	2	-	\$0	-	-	\$0
NAICS 112410 Sheep farming	2	-	\$0	-	-	\$0
NAICS 1125 Aquaculture	6	-	\$0	-	-	\$0
NAICS 11251 Aquaculture	6	-	\$0	-	-	\$0
NAICS 112511 Finfish farming and fish hatcheries	6	-	\$0	-	-	\$0
NAICS 1129 Other animal production	30	140	\$3,995	-	-	\$0
NAICS 11291 Apiculture	4	-	\$0	-	-	\$0
NAICS 112910 Apiculture	4	-	\$0	-	-	\$0
NAICS 11292 Horses and other equine production	2	-	\$0	-	-	\$0
NAICS 112920 Horses and other equine production	2	-	\$0	-	-	\$0
NAICS 11299 All other animal production	24	126	\$4,017	-	-	\$0
NAICS 112990 All other animal production	24	126	\$4,017	-	-	\$0
NAICS 113 Forestry and logging	5	8	\$3,623	-	-	\$0
NAICS 1133 Logging	5	8	\$3,623	-	-	\$0
NAICS 11331 Logging	5	8	\$3,623	-	-	\$0
NAICS 113310 Logging	5	8	\$3,623	-	-	\$0
NAICS 114 Fishing, hunting and trapping	-	-	\$0	-	-	\$0
NAICS 1142 Hunting and trapping	-	-	\$0	-	-	\$0
NAICS 11421 Hunting and trapping	-	-	\$0	-	-	\$0
NAICS 114210 Hunting and trapping	-	-	\$0	-	-	\$0
NAICS 115 Support activities for agriculture and forestry	334	1,923	\$5,152	1	-	\$0
NAICS 1151 Support activities for crop production	286	1,597	\$5,378	1	-	\$0
NAICS 11511 Support activities for crop production	286	1,597	\$5,378	1	-	\$0
NAICS 115112 Soil preparation, planting, and cultivating	125	465	\$4,576	1	-	\$0
NAICS 115113 Crop harvesting, primarily by machine	42	137	\$4,411	-	-	\$0
NAICS 115114 Postharvest crop activities (except cotton ginning)	30	659	\$5,967	-	-	\$0
NAICS 115115 Farm labor contractors and crew leaders	11	32	\$5,196	-	-	\$0
NAICS 115116 Farm management services	78	304	\$5,794	-	-	\$0
NAICS 1152 Support activities for animal production	44	318	\$4,086	-	-	\$0
NAICS 11521 Support activities for animal production	44	318	\$4,086	-	-	\$0
NAICS 115210 Support activities for animal production	44	318	\$4,086	-	-	\$0
NAICS 1153 Support activities for forestry	4	8	\$2,669	-	-	\$0
NAICS 11531 Support activities for forestry	4	8	\$2,669	-	-	\$0
NAICS 115310 Support activities for forestry	4	8	\$2,669	-	-	\$0

United States Bureau of Labor Statistics. Quarterly Census of Employment and Wages. QCEW Data Files. Accessed: 6 December 2024.  
[www.bls.gov/cew/downloadable-data-files.htm](http://www.bls.gov/cew/downloadable-data-files.htm)

\* Quarterly Census of Employment and Wages (QCEW) are compiled from state unemployment insurance (UI) program reports. Data excludes self-employed owners, unpaid family members, and certain farm and domestic workers, including those who earned no wages during the entire applicable pay period.  
\*\* North American Industry Classification System (NAICS).



J. Hewlett-University of Wyoming, J.Tranel-Colorado State University,  
J. Parsons-University of Nebraska-Lincoln, and E. Dennis-University of Nebraska-Lincoln.

© All Rights Reserved.  
RightRisk.org. December 2024.

SECOND QUARTER, 2024 Bureau of Labor QCEW* Statistics - Average Values by NAICS** Industry, Private Ownership Only.	STATE: NEBRASKA			COUNTY: HALL		
	2024-Q2 Average Establishments Count	2024-Q2 Average Employment Level	2024-Q2 Monthly Avg. Compensation	2024-Q2 Average Establishments Count	2024-Q2 Average Employment Level	2024-Q2 Monthly Avg. Compensation
	NAICS 11 Agriculture, forestry, fishing and hunting	2,586	15,327	\$4,125	50	-
NAICS 111 Crop production	1,251	4,858	\$3,809	30	105	\$3,753
NAICS 1111 Oilseed and grain farming	1,129	3,621	\$3,761	27	89	\$3,761
NAICS 11113 Dry pea and bean farming	-	-	\$0	-	-	\$0
NAICS 111130 Dry pea and bean farming	-	-	\$0	-	-	\$0
NAICS 11114 Wheat farming	6	15	\$3,649	-	-	\$0
NAICS 111140 Wheat farming	6	15	\$3,649	-	-	\$0
NAICS 11115 Corn farming	348	1,116	\$3,813	9	29	\$3,891
NAICS 111150 Corn farming	348	1,116	\$3,813	9	29	\$3,891
NAICS 11119 Other grain farming	769	2,476	\$3,740	18	60	\$3,701
NAICS 111191 Oilseed and grain combination farming	751	2,426	\$3,735	17	-	\$0
NAICS 111199 All other grain farming	18	50	\$3,883	1	-	\$0
NAICS 1112 Vegetable and melon farming	31	445	\$4,377	-	-	\$0
NAICS 11121 Vegetable and melon farming	31	445	\$4,377	-	-	\$0
NAICS 111211 Potato farming	16	316	\$4,749	-	-	\$0
NAICS 111219 Other vegetable (except potato) and melon farming	15	128	\$3,458	-	-	\$0
NAICS 1114 Greenhouse, nursery, and floriculture production	43	539	\$3,172	2	-	\$0
NAICS 11141 Food crops grown under cover	3	12	\$1,703	-	-	\$0
NAICS 111411 Mushroom production	-	-	\$0	-	-	\$0
NAICS 111419 Other food crops grown under cover	3	12	\$1,703	-	-	\$0
NAICS 11142 Nursery and floriculture production	40	527	\$3,207	2	-	\$0
NAICS 111421 Nursery and tree production	32	462	\$3,337	2	-	\$0
NAICS 111422 Floriculture production	8	66	\$2,275	-	-	\$0
NAICS 1119 Other crop farming	45	-	\$0	1	-	\$0
NAICS 11194 Hay farming	22	92	\$3,328	1	-	\$0
NAICS 111940 Hay farming	22	92	\$3,328	1	-	\$0
NAICS 11199 All other crop farming	23	-	\$0	-	-	\$0
NAICS 111991 Sugar beet farming	9	-	\$0	-	-	\$0
NAICS 111998 All other miscellaneous crop farming	14	54	\$3,350	-	-	\$0
NAICS 112 Animal production and aquaculture	996	8,538	\$4,078	10	107	\$4,992
NAICS 1121 Cattle ranching and farming	776	5,860	\$4,043	7	59	\$4,533
NAICS 11211 Beef cattle ranching and farming, including feedlots	733	5,182	\$4,056	7	59	\$4,533
NAICS 112111 Beef cattle ranching and farming	470	2,077	\$3,514	4	-	\$0
NAICS 112112 Cattle feedlots	263	3,106	\$4,420	3	-	\$0
NAICS 11212 Dairy cattle and milk production	43	678	\$3,935	-	-	\$0
NAICS 112120 Dairy cattle and milk production	43	678	\$3,935	-	-	\$0
NAICS 1122 Hog and pig farming	154	2,248	\$4,190	1	-	\$0
NAICS 11221 Hog and pig farming	154	2,248	\$4,190	1	-	\$0
NAICS 112210 Hog and pig farming	154	2,248	\$4,190	1	-	\$0
NAICS 1124 Sheep and goat farming	2	-	\$0	-	-	\$0
NAICS 11241 Sheep farming	2	-	\$0	-	-	\$0
NAICS 112410 Sheep farming	2	-	\$0	-	-	\$0
NAICS 1125 Aquaculture	6	-	\$0	-	-	\$0
NAICS 11251 Aquaculture	6	-	\$0	-	-	\$0
NAICS 112511 Finfish farming and fish hatcheries	6	-	\$0	-	-	\$0
NAICS 1129 Other animal production	30	140	\$3,995	1	-	\$0
NAICS 11291 Apiculture	4	-	\$0	-	-	\$0
NAICS 112910 Apiculture	4	-	\$0	-	-	\$0
NAICS 11292 Horses and other equine production	2	-	\$0	-	-	\$0
NAICS 112920 Horses and other equine production	2	-	\$0	-	-	\$0
NAICS 11299 All other animal production	24	126	\$4,017	1	-	\$0
NAICS 112990 All other animal production	24	126	\$4,017	1	-	\$0
NAICS 113 Forestry and logging	5	8	\$3,623	1	-	\$0
NAICS 1133 Logging	5	8	\$3,623	1	-	\$0
NAICS 11331 Logging	5	8	\$3,623	1	-	\$0
NAICS 113310 Logging	5	8	\$3,623	1	-	\$0
NAICS 114 Fishing, hunting and trapping	-	-	\$0	-	-	\$0
NAICS 1142 Hunting and trapping	-	-	\$0	-	-	\$0
NAICS 11421 Hunting and trapping	-	-	\$0	-	-	\$0
NAICS 114210 Hunting and trapping	-	-	\$0	-	-	\$0
NAICS 115 Support activities for agriculture and forestry	334	1,923	\$5,152	9	94	\$5,893
NAICS 1151 Support activities for crop production	286	1,597	\$5,378	9	94	\$5,893
NAICS 11511 Support activities for crop production	286	1,597	\$5,378	9	94	\$5,893
NAICS 115112 Soil preparation, planting, and cultivating	125	465	\$4,576	4	4	\$1,967
NAICS 115113 Crop harvesting, primarily by machine	42	137	\$4,411	-	-	\$0
NAICS 115114 Postharvest crop activities (except cotton ginning)	30	659	\$5,967	1	-	\$0
NAICS 115115 Farm labor contractors and crew leaders	11	32	\$5,196	1	-	\$0
NAICS 115116 Farm management services	78	304	\$5,794	3	-	\$0
NAICS 1152 Support activities for animal production	44	318	\$4,086	-	-	\$0
NAICS 11521 Support activities for animal production	44	318	\$4,086	-	-	\$0
NAICS 115210 Support activities for animal production	44	318	\$4,086	-	-	\$0
NAICS 1153 Support activities for forestry	4	8	\$2,669	-	-	\$0
NAICS 11531 Support activities for forestry	4	8	\$2,669	-	-	\$0
NAICS 115310 Support activities for forestry	4	8	\$2,669	-	-	\$0

United States Bureau of Labor Statistics. Quarterly Census of Employment and Wages. QCEW Data Files. Accessed: 6 December 2024.  
[www.bls.gov/cew/downloadable-data-files.htm](http://www.bls.gov/cew/downloadable-data-files.htm)

\* Quarterly Census of Employment and Wages (QCEW) are compiled from state unemployment insurance (UI) program reports. Data excludes self-employed owners, unpaid family members, and certain farm and domestic workers, including those who earned no wages during the entire applicable pay period.  
\*\* North American Industry Classification System (NAICS).



J. Hewlett-University of Wyoming, J.Tranel-Colorado State University,  
J. Parsons-University of Nebraska-Lincoln, and E. Dennis-University of Nebraska-Lincoln.

© All Rights Reserved.  
RightRisk.org. December 2024.

SECOND QUARTER, 2024 Bureau of Labor QCEW* Statistics - Average Values by NAICS** Industry, Private Ownership Only.	STATE: NEBRASKA			COUNTY: HAMILTON		
	2024-Q2 Average Establishments Count	2024-Q2 Average Employment Level	2024-Q2 Monthly Avg. Compensation	2024-Q2 Average Establishments Count	2024-Q2 Average Employment Level	2024-Q2 Monthly Avg. Compensation
	NAICS 11 Agriculture, forestry, fishing and hunting	2,586	15,327	\$4,125	38	127
NAICS 111 Crop production	1,251	4,858	\$3,809	25	63	\$3,423
NAICS 1111 Oilseed and grain farming	1,129	3,621	\$3,761	25	63	\$3,423
NAICS 11113 Dry pea and bean farming	-	-	\$0	-	-	\$0
NAICS 111130 Dry pea and bean farming	-	-	\$0	-	-	\$0
NAICS 11114 Wheat farming	6	15	\$3,649	-	-	\$0
NAICS 111140 Wheat farming	6	15	\$3,649	-	-	\$0
NAICS 11115 Corn farming	348	1,116	\$3,813	10	20	\$3,731
NAICS 111150 Corn farming	348	1,116	\$3,813	10	20	\$3,731
NAICS 11119 Other grain farming	769	2,476	\$3,740	15	43	\$3,276
NAICS 111191 Oilseed and grain combination farming	751	2,426	\$3,735	15	43	\$3,276
NAICS 111199 All other grain farming	18	50	\$3,883	-	-	\$0
NAICS 1112 Vegetable and melon farming	31	445	\$4,377	-	-	\$0
NAICS 11121 Vegetable and melon farming	31	445	\$4,377	-	-	\$0
NAICS 111211 Potato farming	16	316	\$4,749	-	-	\$0
NAICS 111219 Other vegetable (except potato) and melon farming	15	128	\$3,458	-	-	\$0
NAICS 1114 Greenhouse, nursery, and floriculture production	43	539	\$3,172	-	-	\$0
NAICS 11141 Food crops grown under cover	3	12	\$1,703	-	-	\$0
NAICS 111411 Mushroom production	-	-	\$0	-	-	\$0
NAICS 111419 Other food crops grown under cover	3	12	\$1,703	-	-	\$0
NAICS 11142 Nursery and floriculture production	40	527	\$3,207	-	-	\$0
NAICS 111421 Nursery and tree production	32	462	\$3,337	-	-	\$0
NAICS 111422 Floriculture production	8	66	\$2,275	-	-	\$0
NAICS 1119 Other crop farming	45	-	\$0	-	-	\$0
NAICS 11194 Hay farming	22	92	\$3,328	-	-	\$0
NAICS 111940 Hay farming	22	92	\$3,328	-	-	\$0
NAICS 11199 All other crop farming	23	-	\$0	-	-	\$0
NAICS 111991 Sugar beet farming	9	-	\$0	-	-	\$0
NAICS 111998 All other miscellaneous crop farming	14	54	\$3,350	-	-	\$0
NAICS 112 Animal production and aquaculture	996	8,538	\$4,078	7	34	\$3,124
NAICS 1121 Cattle ranching and farming	776	5,860	\$4,043	7	34	\$3,124
NAICS 11211 Beef cattle ranching and farming, including feedlots	733	5,182	\$4,056	7	34	\$3,124
NAICS 112111 Beef cattle ranching and farming	470	2,077	\$3,514	2	-	\$0
NAICS 112112 Cattle feedlots	263	3,106	\$4,420	5	-	\$0
NAICS 11212 Dairy cattle and milk production	43	678	\$3,935	-	-	\$0
NAICS 112120 Dairy cattle and milk production	43	678	\$3,935	-	-	\$0
NAICS 1122 Hog and pig farming	154	2,248	\$4,190	-	-	\$0
NAICS 11221 Hog and pig farming	154	2,248	\$4,190	-	-	\$0
NAICS 112210 Hog and pig farming	154	2,248	\$4,190	-	-	\$0
NAICS 1124 Sheep and goat farming	2	-	\$0	-	-	\$0
NAICS 11241 Sheep farming	2	-	\$0	-	-	\$0
NAICS 112410 Sheep farming	2	-	\$0	-	-	\$0
NAICS 1125 Aquaculture	6	-	\$0	-	-	\$0
NAICS 11251 Aquaculture	6	-	\$0	-	-	\$0
NAICS 112511 Finfish farming and fish hatcheries	6	-	\$0	-	-	\$0
NAICS 1129 Other animal production	30	140	\$3,995	-	-	\$0
NAICS 11291 Apiculture	4	-	\$0	-	-	\$0
NAICS 112910 Apiculture	4	-	\$0	-	-	\$0
NAICS 11292 Horses and other equine production	2	-	\$0	-	-	\$0
NAICS 112920 Horses and other equine production	2	-	\$0	-	-	\$0
NAICS 11299 All other animal production	24	126	\$4,017	-	-	\$0
NAICS 112990 All other animal production	24	126	\$4,017	-	-	\$0
NAICS 113 Forestry and logging	5	8	\$3,623	-	-	\$0
NAICS 1133 Logging	5	8	\$3,623	-	-	\$0
NAICS 11331 Logging	5	8	\$3,623	-	-	\$0
NAICS 113310 Logging	5	8	\$3,623	-	-	\$0
NAICS 114 Fishing, hunting and trapping	-	-	\$0	-	-	\$0
NAICS 1142 Hunting and trapping	-	-	\$0	-	-	\$0
NAICS 11421 Hunting and trapping	-	-	\$0	-	-	\$0
NAICS 114210 Hunting and trapping	-	-	\$0	-	-	\$0
NAICS 115 Support activities for agriculture and forestry	334	1,923	\$5,152	6	31	\$4,286
NAICS 1151 Support activities for crop production	286	1,597	\$5,378	5	-	\$0
NAICS 11511 Support activities for crop production	286	1,597	\$5,378	5	-	\$0
NAICS 115112 Soil preparation, planting, and cultivating	125	465	\$4,576	3	-	\$0
NAICS 115113 Crop harvesting, primarily by machine	42	137	\$4,411	-	-	\$0
NAICS 115114 Postharvest crop activities (except cotton ginning)	30	659	\$5,967	1	-	\$0
NAICS 115115 Farm labor contractors and crew leaders	11	32	\$5,196	-	-	\$0
NAICS 115116 Farm management services	78	304	\$5,794	1	-	\$0
NAICS 1152 Support activities for animal production	44	318	\$4,086	1	-	\$0
NAICS 11521 Support activities for animal production	44	318	\$4,086	1	-	\$0
NAICS 115210 Support activities for animal production	44	318	\$4,086	1	-	\$0
NAICS 1153 Support activities for forestry	4	8	\$2,669	-	-	\$0
NAICS 11531 Support activities for forestry	4	8	\$2,669	-	-	\$0
NAICS 115310 Support activities for forestry	4	8	\$2,669	-	-	\$0

United States Bureau of Labor Statistics. Quarterly Census of Employment and Wages. QCEW Data Files. Accessed: 6 December 2024.  
[www.bls.gov/cew/downloadable-data-files.htm](http://www.bls.gov/cew/downloadable-data-files.htm)

\* Quarterly Census of Employment and Wages (QCEW) are compiled from state unemployment insurance (UI) program reports. Data excludes self-employed owners, unpaid family members, and certain farm and domestic workers, including those who earned no wages during the entire applicable pay period.  
\*\* North American Industry Classification System (NAICS).



J. Hewlett-University of Wyoming, J.Tranel-Colorado State University,  
J. Parsons-University of Nebraska-Lincoln, and E. Dennis-University of Nebraska-Lincoln.

© All Rights Reserved.  
RightRisk.org. December 2024.



SECOND QUARTER, 2024 Bureau of Labor QCEW* Statistics - Average Values by NAICS** Industry, Private Ownership Only.	STATE: NEBRASKA			COUNTY: HARLAN		
	2024-Q2 Average Establishments Count	2024-Q2 Average Employment Level	2024-Q2 Monthly Avg. Compensation	2024-Q2 Average Establishments Count	2024-Q2 Average Employment Level	2024-Q2 Monthly Avg. Compensation
	NAICS 11 Agriculture, forestry, fishing and hunting	2,586	15,327	\$4,125	15	-
NAICS 111 Crop production	1,251	4,858	\$3,809	5	17	\$3,029
NAICS 1111 Oilseed and grain farming	1,129	3,621	\$3,761	5	17	\$3,029
NAICS 11113 Dry pea and bean farming	-	-	\$0	-	-	\$0
NAICS 111130 Dry pea and bean farming	-	-	\$0	-	-	\$0
NAICS 11114 Wheat farming	6	15	\$3,649	-	-	\$0
NAICS 111140 Wheat farming	6	15	\$3,649	-	-	\$0
NAICS 11115 Corn farming	348	1,116	\$3,813	3	-	\$0
NAICS 111150 Corn farming	348	1,116	\$3,813	3	-	\$0
NAICS 11119 Other grain farming	769	2,476	\$3,740	2	-	\$0
NAICS 111191 Oilseed and grain combination farming	751	2,426	\$3,735	2	-	\$0
NAICS 111199 All other grain farming	18	50	\$3,883	-	-	\$0
NAICS 1112 Vegetable and melon farming	31	445	\$4,377	-	-	\$0
NAICS 11121 Vegetable and melon farming	31	445	\$4,377	-	-	\$0
NAICS 111211 Potato farming	16	316	\$4,749	-	-	\$0
NAICS 111219 Other vegetable (except potato) and melon farming	15	128	\$3,458	-	-	\$0
NAICS 1114 Greenhouse, nursery, and floriculture production	43	539	\$3,172	-	-	\$0
NAICS 11141 Food crops grown under cover	3	12	\$1,703	-	-	\$0
NAICS 111411 Mushroom production	-	-	\$0	-	-	\$0
NAICS 111419 Other food crops grown under cover	3	12	\$1,703	-	-	\$0
NAICS 11142 Nursery and floriculture production	40	527	\$3,207	-	-	\$0
NAICS 111421 Nursery and tree production	32	462	\$3,337	-	-	\$0
NAICS 111422 Floriculture production	8	66	\$2,275	-	-	\$0
NAICS 1119 Other crop farming	45	-	\$0	-	-	\$0
NAICS 11194 Hay farming	22	92	\$3,328	-	-	\$0
NAICS 111940 Hay farming	22	92	\$3,328	-	-	\$0
NAICS 11199 All other crop farming	23	-	\$0	-	-	\$0
NAICS 111991 Sugar beet farming	9	-	\$0	-	-	\$0
NAICS 111998 All other miscellaneous crop farming	14	54	\$3,350	-	-	\$0
NAICS 112 Animal production and aquaculture	996	8,538	\$4,078	7	39	\$4,004
NAICS 1121 Cattle ranching and farming	776	5,860	\$4,043	7	39	\$4,004
NAICS 11211 Beef cattle ranching and farming, including feedlots	733	5,182	\$4,056	7	39	\$4,004
NAICS 112111 Beef cattle ranching and farming	470	2,077	\$3,514	6	-	\$0
NAICS 112112 Cattle feedlots	263	3,106	\$4,420	1	-	\$0
NAICS 11212 Dairy cattle and milk production	43	678	\$3,935	-	-	\$0
NAICS 112120 Dairy cattle and milk production	43	678	\$3,935	-	-	\$0
NAICS 1122 Hog and pig farming	154	2,248	\$4,190	-	-	\$0
NAICS 11221 Hog and pig farming	154	2,248	\$4,190	-	-	\$0
NAICS 112210 Hog and pig farming	154	2,248	\$4,190	-	-	\$0
NAICS 1124 Sheep and goat farming	2	-	\$0	-	-	\$0
NAICS 11241 Sheep farming	2	-	\$0	-	-	\$0
NAICS 112410 Sheep farming	2	-	\$0	-	-	\$0
NAICS 1125 Aquaculture	6	-	\$0	-	-	\$0
NAICS 11251 Aquaculture	6	-	\$0	-	-	\$0
NAICS 112511 Finfish farming and fish hatcheries	6	-	\$0	-	-	\$0
NAICS 1129 Other animal production	30	140	\$3,995	-	-	\$0
NAICS 11291 Apiculture	4	-	\$0	-	-	\$0
NAICS 112910 Apiculture	4	-	\$0	-	-	\$0
NAICS 11292 Horses and other equine production	2	-	\$0	-	-	\$0
NAICS 112920 Horses and other equine production	2	-	\$0	-	-	\$0
NAICS 11299 All other animal production	24	126	\$4,017	-	-	\$0
NAICS 112990 All other animal production	24	126	\$4,017	-	-	\$0
NAICS 113 Forestry and logging	5	8	\$3,623	-	-	\$0
NAICS 1133 Logging	5	8	\$3,623	-	-	\$0
NAICS 11331 Logging	5	8	\$3,623	-	-	\$0
NAICS 113310 Logging	5	8	\$3,623	-	-	\$0
NAICS 114 Fishing, hunting and trapping	-	-	\$0	-	-	\$0
NAICS 1142 Hunting and trapping	-	-	\$0	-	-	\$0
NAICS 11421 Hunting and trapping	-	-	\$0	-	-	\$0
NAICS 114210 Hunting and trapping	-	-	\$0	-	-	\$0
NAICS 115 Support activities for agriculture and forestry	334	1,923	\$5,152	3	-	\$0
NAICS 1151 Support activities for crop production	286	1,597	\$5,378	3	-	\$0
NAICS 11511 Support activities for crop production	286	1,597	\$5,378	3	-	\$0
NAICS 115112 Soil preparation, planting, and cultivating	125	465	\$4,576	2	-	\$0
NAICS 115113 Crop harvesting, primarily by machine	42	137	\$4,411	1	-	\$0
NAICS 115114 Postharvest crop activities (except cotton ginning)	30	659	\$5,967	-	-	\$0
NAICS 115115 Farm labor contractors and crew leaders	11	32	\$5,196	-	-	\$0
NAICS 115116 Farm management services	78	304	\$5,794	-	-	\$0
NAICS 1152 Support activities for animal production	44	318	\$4,086	-	-	\$0
NAICS 11521 Support activities for animal production	44	318	\$4,086	-	-	\$0
NAICS 115210 Support activities for animal production	44	318	\$4,086	-	-	\$0
NAICS 1153 Support activities for forestry	4	8	\$2,669	-	-	\$0
NAICS 11531 Support activities for forestry	4	8	\$2,669	-	-	\$0
NAICS 115310 Support activities for forestry	4	8	\$2,669	-	-	\$0

United States Bureau of Labor Statistics. Quarterly Census of Employment and Wages. QCEW Data Files. Accessed: 6 December 2024.  
[www.bls.gov/cew/downloadable-data-files.htm](http://www.bls.gov/cew/downloadable-data-files.htm)

\* Quarterly Census of Employment and Wages (QCEW) are compiled from state unemployment insurance (UI) program reports. Data excludes self-employed owners, unpaid family members, and certain farm and domestic workers, including those who earned no wages during the entire applicable pay period.  
\*\* North American Industry Classification System (NAICS).



J. Hewlett-University of Wyoming, J.Tranel-Colorado State University,  
J. Parsons-University of Nebraska-Lincoln, and E. Dennis-University of Nebraska-Lincoln.

© All Rights Reserved.  
RightRisk.org. December 2024.

SECOND QUARTER, 2024 Bureau of Labor QCEW* Statistics - Average Values by NAICS** Industry, Private Ownership Only.	STATE: NEBRASKA			COUNTY: HAYES		
	2024-Q2 Average Establishments Count	2024-Q2 Average Employment Level	2024-Q2 Monthly Avg. Compensation	2024-Q2 Average Establishments Count	2024-Q2 Average Employment Level	2024-Q2 Monthly Avg. Compensation
	NAICS 11 Agriculture, forestry, fishing and hunting	2,586	15,327	\$4,125	12	58
NAICS 111 Crop production	1,251	4,858	\$3,809	8	-	\$0
NAICS 1111 Oilseed and grain farming	1,129	3,621	\$3,761	8	-	\$0
NAICS 11113 Dry pea and bean farming	-	-	\$0	-	-	\$0
NAICS 111130 Dry pea and bean farming	-	-	\$0	-	-	\$0
NAICS 11114 Wheat farming	6	15	\$3,649	-	-	\$0
NAICS 111140 Wheat farming	6	15	\$3,649	-	-	\$0
NAICS 11115 Corn farming	348	1,116	\$3,813	2	-	\$0
NAICS 111150 Corn farming	348	1,116	\$3,813	2	-	\$0
NAICS 11119 Other grain farming	769	2,476	\$3,740	6	11	\$3,285
NAICS 111191 Oilseed and grain combination farming	751	2,426	\$3,735	6	11	\$3,285
NAICS 111199 All other grain farming	18	50	\$3,883	-	-	\$0
NAICS 1112 Vegetable and melon farming	31	445	\$4,377	-	-	\$0
NAICS 11121 Vegetable and melon farming	31	445	\$4,377	-	-	\$0
NAICS 111211 Potato farming	16	316	\$4,749	-	-	\$0
NAICS 111219 Other vegetable (except potato) and melon farming	15	128	\$3,458	-	-	\$0
NAICS 1114 Greenhouse, nursery, and floriculture production	43	539	\$3,172	-	-	\$0
NAICS 11141 Food crops grown under cover	3	12	\$1,703	-	-	\$0
NAICS 111411 Mushroom production	-	-	\$0	-	-	\$0
NAICS 111419 Other food crops grown under cover	3	12	\$1,703	-	-	\$0
NAICS 11142 Nursery and floriculture production	40	527	\$3,207	-	-	\$0
NAICS 111421 Nursery and tree production	32	462	\$3,337	-	-	\$0
NAICS 111422 Floriculture production	8	66	\$2,275	-	-	\$0
NAICS 1119 Other crop farming	45	-	\$0	-	-	\$0
NAICS 11194 Hay farming	22	92	\$3,328	-	-	\$0
NAICS 111940 Hay farming	22	92	\$3,328	-	-	\$0
NAICS 11199 All other crop farming	23	-	\$0	-	-	\$0
NAICS 111991 Sugar beet farming	9	-	\$0	-	-	\$0
NAICS 111998 All other miscellaneous crop farming	14	54	\$3,350	-	-	\$0
NAICS 112 Animal production and aquaculture	996	8,538	\$4,078	4	-	\$0
NAICS 1121 Cattle ranching and farming	776	5,860	\$4,043	4	-	\$0
NAICS 11211 Beef cattle ranching and farming, including feedlots	733	5,182	\$4,056	4	-	\$0
NAICS 112111 Beef cattle ranching and farming	470	2,077	\$3,514	3	-	\$0
NAICS 112112 Cattle feedlots	263	3,106	\$4,420	1	-	\$0
NAICS 11212 Dairy cattle and milk production	43	678	\$3,935	-	-	\$0
NAICS 112120 Dairy cattle and milk production	43	678	\$3,935	-	-	\$0
NAICS 1122 Hog and pig farming	154	2,248	\$4,190	-	-	\$0
NAICS 11221 Hog and pig farming	154	2,248	\$4,190	-	-	\$0
NAICS 112210 Hog and pig farming	154	2,248	\$4,190	-	-	\$0
NAICS 1124 Sheep and goat farming	2	-	\$0	-	-	\$0
NAICS 11241 Sheep farming	2	-	\$0	-	-	\$0
NAICS 112410 Sheep farming	2	-	\$0	-	-	\$0
NAICS 1125 Aquaculture	6	-	\$0	-	-	\$0
NAICS 11251 Aquaculture	6	-	\$0	-	-	\$0
NAICS 112511 Finfish farming and fish hatcheries	6	-	\$0	-	-	\$0
NAICS 1129 Other animal production	30	140	\$3,995	-	-	\$0
NAICS 11291 Apiculture	4	-	\$0	-	-	\$0
NAICS 112910 Apiculture	4	-	\$0	-	-	\$0
NAICS 11292 Horses and other equine production	2	-	\$0	-	-	\$0
NAICS 112920 Horses and other equine production	2	-	\$0	-	-	\$0
NAICS 11299 All other animal production	24	126	\$4,017	-	-	\$0
NAICS 112990 All other animal production	24	126	\$4,017	-	-	\$0
NAICS 113 Forestry and logging	5	8	\$3,623	-	-	\$0
NAICS 1133 Logging	5	8	\$3,623	-	-	\$0
NAICS 11331 Logging	5	8	\$3,623	-	-	\$0
NAICS 113310 Logging	5	8	\$3,623	-	-	\$0
NAICS 114 Fishing, hunting and trapping	-	-	\$0	-	-	\$0
NAICS 1142 Hunting and trapping	-	-	\$0	-	-	\$0
NAICS 11421 Hunting and trapping	-	-	\$0	-	-	\$0
NAICS 114210 Hunting and trapping	-	-	\$0	-	-	\$0
NAICS 115 Support activities for agriculture and forestry	334	1,923	\$5,152	-	-	\$0
NAICS 1151 Support activities for crop production	286	1,597	\$5,378	-	-	\$0
NAICS 11511 Support activities for crop production	286	1,597	\$5,378	-	-	\$0
NAICS 115112 Soil preparation, planting, and cultivating	125	465	\$4,576	-	-	\$0
NAICS 115113 Crop harvesting, primarily by machine	42	137	\$4,411	-	-	\$0
NAICS 115114 Postharvest crop activities (except cotton ginning)	30	659	\$5,967	-	-	\$0
NAICS 115115 Farm labor contractors and crew leaders	11	32	\$5,196	-	-	\$0
NAICS 115116 Farm management services	78	304	\$5,794	-	-	\$0
NAICS 1152 Support activities for animal production	44	318	\$4,086	-	-	\$0
NAICS 11521 Support activities for animal production	44	318	\$4,086	-	-	\$0
NAICS 115210 Support activities for animal production	44	318	\$4,086	-	-	\$0
NAICS 1153 Support activities for forestry	4	8	\$2,669	-	-	\$0
NAICS 11531 Support activities for forestry	4	8	\$2,669	-	-	\$0
NAICS 115310 Support activities for forestry	4	8	\$2,669	-	-	\$0

United States Bureau of Labor Statistics. Quarterly Census of Employment and Wages. QCEW Data Files. Accessed: 6 December 2024.  
[www.bls.gov/cew/downloadable-data-files.htm](http://www.bls.gov/cew/downloadable-data-files.htm)

\* Quarterly Census of Employment and Wages (QCEW) are compiled from state unemployment insurance (UI) program reports. Data excludes self-employed owners, unpaid family members, and certain farm and domestic workers, including those who earned no wages during the entire applicable pay period.  
\*\* North American Industry Classification System (NAICS).



J. Hewlett-University of Wyoming, J.Tranel-Colorado State University,  
J. Parsons-University of Nebraska-Lincoln, and E. Dennis-University of Nebraska-Lincoln.

© All Rights Reserved.  
RightRisk.org. December 2024.

SECOND QUARTER, 2024 Bureau of Labor QCEW* Statistics - Average Values by NAICS** Industry, Private Ownership Only.	STATE: NEBRASKA			COUNTY: HITCHCOCK		
	2024-Q2 Average Establishments Count	2024-Q2 Average Employment Level	2024-Q2 Monthly Avg. Compensation	2024-Q2 Average Establishments Count	2024-Q2 Average Employment Level	2024-Q2 Monthly Avg. Compensation
	NAICS 11 Agriculture, forestry, fishing and hunting	2,586	15,327	\$4,125	7	25
NAICS 111 Crop production	1,251	4,858	\$3,809	5	21	\$3,545
NAICS 1111 Oilseed and grain farming	1,129	3,621	\$3,761	5	21	\$3,545
NAICS 11113 Dry pea and bean farming	-	-	\$0	-	-	\$0
NAICS 111130 Dry pea and bean farming	-	-	\$0	-	-	\$0
NAICS 11114 Wheat farming	6	15	\$3,649	-	-	\$0
NAICS 111140 Wheat farming	6	15	\$3,649	-	-	\$0
NAICS 11115 Corn farming	348	1,116	\$3,813	1	-	\$0
NAICS 111150 Corn farming	348	1,116	\$3,813	1	-	\$0
NAICS 11119 Other grain farming	769	2,476	\$3,740	4	-	\$0
NAICS 111191 Oilseed and grain combination farming	751	2,426	\$3,735	4	-	\$0
NAICS 111199 All other grain farming	18	50	\$3,883	-	-	\$0
NAICS 1112 Vegetable and melon farming	31	445	\$4,377	-	-	\$0
NAICS 11121 Vegetable and melon farming	31	445	\$4,377	-	-	\$0
NAICS 111211 Potato farming	16	316	\$4,749	-	-	\$0
NAICS 111219 Other vegetable (except potato) and melon farming	15	128	\$3,458	-	-	\$0
NAICS 1114 Greenhouse, nursery, and floriculture production	43	539	\$3,172	-	-	\$0
NAICS 11141 Food crops grown under cover	3	12	\$1,703	-	-	\$0
NAICS 111411 Mushroom production	-	-	\$0	-	-	\$0
NAICS 111419 Other food crops grown under cover	3	12	\$1,703	-	-	\$0
NAICS 11142 Nursery and floriculture production	40	527	\$3,207	-	-	\$0
NAICS 111421 Nursery and tree production	32	462	\$3,337	-	-	\$0
NAICS 111422 Floriculture production	8	66	\$2,275	-	-	\$0
NAICS 1119 Other crop farming	45	-	\$0	-	-	\$0
NAICS 11194 Hay farming	22	92	\$3,328	-	-	\$0
NAICS 111940 Hay farming	22	92	\$3,328	-	-	\$0
NAICS 11199 All other crop farming	23	-	\$0	-	-	\$0
NAICS 111991 Sugar beet farming	9	-	\$0	-	-	\$0
NAICS 111998 All other miscellaneous crop farming	14	54	\$3,350	-	-	\$0
NAICS 112 Animal production and aquaculture	996	8,538	\$4,078	1	-	\$0
NAICS 1121 Cattle ranching and farming	776	5,860	\$4,043	1	-	\$0
NAICS 11211 Beef cattle ranching and farming, including feedlots	733	5,182	\$4,056	1	-	\$0
NAICS 112111 Beef cattle ranching and farming	470	2,077	\$3,514	1	-	\$0
NAICS 112112 Cattle feedlots	263	3,106	\$4,420	-	-	\$0
NAICS 11212 Dairy cattle and milk production	43	678	\$3,935	-	-	\$0
NAICS 112120 Dairy cattle and milk production	43	678	\$3,935	-	-	\$0
NAICS 1122 Hog and pig farming	154	2,248	\$4,190	-	-	\$0
NAICS 11221 Hog and pig farming	154	2,248	\$4,190	-	-	\$0
NAICS 112210 Hog and pig farming	154	2,248	\$4,190	-	-	\$0
NAICS 1124 Sheep and goat farming	2	-	\$0	-	-	\$0
NAICS 11241 Sheep farming	2	-	\$0	-	-	\$0
NAICS 112410 Sheep farming	2	-	\$0	-	-	\$0
NAICS 1125 Aquaculture	6	-	\$0	-	-	\$0
NAICS 11251 Aquaculture	6	-	\$0	-	-	\$0
NAICS 112511 Finfish farming and fish hatcheries	6	-	\$0	-	-	\$0
NAICS 1129 Other animal production	30	140	\$3,995	-	-	\$0
NAICS 11291 Apiculture	4	-	\$0	-	-	\$0
NAICS 112910 Apiculture	4	-	\$0	-	-	\$0
NAICS 11292 Horses and other equine production	2	-	\$0	-	-	\$0
NAICS 112920 Horses and other equine production	2	-	\$0	-	-	\$0
NAICS 11299 All other animal production	24	126	\$4,017	-	-	\$0
NAICS 112990 All other animal production	24	126	\$4,017	-	-	\$0
NAICS 113 Forestry and logging	5	8	\$3,623	-	-	\$0
NAICS 1133 Logging	5	8	\$3,623	-	-	\$0
NAICS 11331 Logging	5	8	\$3,623	-	-	\$0
NAICS 113310 Logging	5	8	\$3,623	-	-	\$0
NAICS 114 Fishing, hunting and trapping	-	-	\$0	-	-	\$0
NAICS 1142 Hunting and trapping	-	-	\$0	-	-	\$0
NAICS 11421 Hunting and trapping	-	-	\$0	-	-	\$0
NAICS 114210 Hunting and trapping	-	-	\$0	-	-	\$0
NAICS 115 Support activities for agriculture and forestry	334	1,923	\$5,152	1	-	\$0
NAICS 1151 Support activities for crop production	286	1,597	\$5,378	1	-	\$0
NAICS 11511 Support activities for crop production	286	1,597	\$5,378	1	-	\$0
NAICS 115112 Soil preparation, planting, and cultivating	125	465	\$4,576	-	-	\$0
NAICS 115113 Crop harvesting, primarily by machine	42	137	\$4,411	1	-	\$0
NAICS 115114 Postharvest crop activities (except cotton ginning)	30	659	\$5,967	-	-	\$0
NAICS 115115 Farm labor contractors and crew leaders	11	32	\$5,196	-	-	\$0
NAICS 115116 Farm management services	78	304	\$5,794	-	-	\$0
NAICS 1152 Support activities for animal production	44	318	\$4,086	-	-	\$0
NAICS 11521 Support activities for animal production	44	318	\$4,086	-	-	\$0
NAICS 115210 Support activities for animal production	44	318	\$4,086	-	-	\$0
NAICS 1153 Support activities for forestry	4	8	\$2,669	-	-	\$0
NAICS 11531 Support activities for forestry	4	8	\$2,669	-	-	\$0
NAICS 115310 Support activities for forestry	4	8	\$2,669	-	-	\$0

United States Bureau of Labor Statistics. Quarterly Census of Employment and Wages. QCEW Data Files. Accessed: 6 December 2024.  
[www.bls.gov/cew/downloadable-data-files.htm](http://www.bls.gov/cew/downloadable-data-files.htm)

\* Quarterly Census of Employment and Wages (QCEW) are compiled from state unemployment insurance (UI) program reports. Data excludes self-employed owners, unpaid family members, and certain farm and domestic workers, including those who earned no wages during the entire applicable pay period.  
\*\* North American Industry Classification System (NAICS).



J. Hewlett-University of Wyoming, J.Tranel-Colorado State University,  
J. Parsons-University of Nebraska-Lincoln, and E. Dennis-University of Nebraska-Lincoln.


© All Rights Reserved.  
RightRisk.org. December 2024.



SECOND QUARTER, 2024 Bureau of Labor QCEW* Statistics - Average Values by NAICS** Industry, Private Ownership Only.	STATE: NEBRASKA			COUNTY: HOLT		
	2024-Q2 Average Establishments Count	2024-Q2 Average Employment Level	2024-Q2 Monthly Avg. Compensation	2024-Q2 Average Establishments Count	2024-Q2 Average Employment Level	2024-Q2 Monthly Avg. Compensation
	NAICS 11 Agriculture, forestry, fishing and hunting	2,586	15,327	\$4,125	59	410
NAICS 111 Crop production	1,251	4,858	\$3,809	20	140	\$4,173
NAICS 1111 Oilseed and grain farming	1,129	3,621	\$3,761	18	-	\$0
NAICS 11113 Dry pea and bean farming	-	-	\$0	-	-	\$0
NAICS 111130 Dry pea and bean farming	-	-	\$0	-	-	\$0
NAICS 11114 Wheat farming	6	15	\$3,649	-	-	\$0
NAICS 111140 Wheat farming	6	15	\$3,649	-	-	\$0
NAICS 11115 Corn farming	348	1,116	\$3,813	9	-	\$0
NAICS 111150 Corn farming	348	1,116	\$3,813	9	-	\$0
NAICS 11119 Other grain farming	769	2,476	\$3,740	9	46	\$4,520
NAICS 111191 Oilseed and grain combination farming	751	2,426	\$3,735	9	46	\$4,520
NAICS 111199 All other grain farming	18	50	\$3,883	-	-	\$0
NAICS 1112 Vegetable and melon farming	31	445	\$4,377	2	-	\$0
NAICS 11121 Vegetable and melon farming	31	445	\$4,377	2	-	\$0
NAICS 111211 Potato farming	16	316	\$4,749	1	-	\$0
NAICS 111219 Other vegetable (except potato) and melon farming	15	128	\$3,458	1	-	\$0
NAICS 1114 Greenhouse, nursery, and floriculture production	43	539	\$3,172	-	-	\$0
NAICS 11141 Food crops grown under cover	3	12	\$1,703	-	-	\$0
NAICS 111411 Mushroom production	-	-	\$0	-	-	\$0
NAICS 111419 Other food crops grown under cover	3	12	\$1,703	-	-	\$0
NAICS 11142 Nursery and floriculture production	40	527	\$3,207	-	-	\$0
NAICS 111421 Nursery and tree production	32	462	\$3,337	-	-	\$0
NAICS 111422 Floriculture production	8	66	\$2,275	-	-	\$0
NAICS 1119 Other crop farming	45	-	\$0	-	-	\$0
NAICS 11194 Hay farming	22	92	\$3,328	-	-	\$0
NAICS 111940 Hay farming	22	92	\$3,328	-	-	\$0
NAICS 11199 All other crop farming	23	-	\$0	-	-	\$0
NAICS 111991 Sugar beet farming	9	-	\$0	-	-	\$0
NAICS 111998 All other miscellaneous crop farming	14	54	\$3,350	-	-	\$0
NAICS 112 Animal production and aquaculture	996	8,538	\$4,078	31	254	\$3,974
NAICS 1121 Cattle ranching and farming	776	5,860	\$4,043	25	121	\$3,935
NAICS 11211 Beef cattle ranching and farming, including feedlots	733	5,182	\$4,056	23	-	\$0
NAICS 112111 Beef cattle ranching and farming	470	2,077	\$3,514	19	95	\$4,177
NAICS 112112 Cattle feedlots	263	3,106	\$4,420	4	-	\$0
NAICS 11212 Dairy cattle and milk production	43	678	\$3,935	2	-	\$0
NAICS 112120 Dairy cattle and milk production	43	678	\$3,935	2	-	\$0
NAICS 1122 Hog and pig farming	154	2,248	\$4,190	6	134	\$4,008
NAICS 11221 Hog and pig farming	154	2,248	\$4,190	6	134	\$4,008
NAICS 112210 Hog and pig farming	154	2,248	\$4,190	6	134	\$4,008
NAICS 1124 Sheep and goat farming	2	-	\$0	-	-	\$0
NAICS 11241 Sheep farming	2	-	\$0	-	-	\$0
NAICS 112410 Sheep farming	2	-	\$0	-	-	\$0
NAICS 1125 Aquaculture	6	-	\$0	-	-	\$0
NAICS 11251 Aquaculture	6	-	\$0	-	-	\$0
NAICS 112511 Finfish farming and fish hatcheries	6	-	\$0	-	-	\$0
NAICS 1129 Other animal production	30	140	\$3,995	-	-	\$0
NAICS 11291 Apiculture	4	-	\$0	-	-	\$0
NAICS 112910 Apiculture	4	-	\$0	-	-	\$0
NAICS 11292 Horses and other equine production	2	-	\$0	-	-	\$0
NAICS 112920 Horses and other equine production	2	-	\$0	-	-	\$0
NAICS 11299 All other animal production	24	126	\$4,017	-	-	\$0
NAICS 112990 All other animal production	24	126	\$4,017	-	-	\$0
NAICS 113 Forestry and logging	5	8	\$3,623	-	-	\$0
NAICS 1133 Logging	5	8	\$3,623	-	-	\$0
NAICS 11331 Logging	5	8	\$3,623	-	-	\$0
NAICS 113310 Logging	5	8	\$3,623	-	-	\$0
NAICS 114 Fishing, hunting and trapping	-	-	\$0	-	-	\$0
NAICS 1142 Hunting and trapping	-	-	\$0	-	-	\$0
NAICS 11421 Hunting and trapping	-	-	\$0	-	-	\$0
NAICS 114210 Hunting and trapping	-	-	\$0	-	-	\$0
NAICS 115 Support activities for agriculture and forestry	334	1,923	\$5,152	8	15	\$5,733
NAICS 1151 Support activities for crop production	286	1,597	\$5,378	7	-	\$0
NAICS 11511 Support activities for crop production	286	1,597	\$5,378	7	-	\$0
NAICS 115112 Soil preparation, planting, and cultivating	125	465	\$4,576	-	-	\$0
NAICS 115113 Crop harvesting, primarily by machine	42	137	\$4,411	3	-	\$0
NAICS 115114 Postharvest crop activities (except cotton ginning)	30	659	\$5,967	-	-	\$0
NAICS 115115 Farm labor contractors and crew leaders	11	32	\$5,196	1	-	\$0
NAICS 115116 Farm management services	78	304	\$5,794	3	5	\$9,096
NAICS 1152 Support activities for animal production	44	318	\$4,086	1	-	\$0
NAICS 11521 Support activities for animal production	44	318	\$4,086	1	-	\$0
NAICS 115210 Support activities for animal production	44	318	\$4,086	1	-	\$0
NAICS 1153 Support activities for forestry	4	8	\$2,669	-	-	\$0
NAICS 11531 Support activities for forestry	4	8	\$2,669	-	-	\$0
NAICS 115310 Support activities for forestry	4	8	\$2,669	-	-	\$0

United States Bureau of Labor Statistics. Quarterly Census of Employment and Wages. QCEW Data Files. Accessed: 6 December 2024.  
[www.bls.gov/cew/downloadable-data-files.htm](http://www.bls.gov/cew/downloadable-data-files.htm)

\* Quarterly Census of Employment and Wages (QCEW) are compiled from state unemployment insurance (UI) program reports. Data excludes self-employed owners, unpaid family members, and certain farm and domestic workers, including those who earned no wages during the entire applicable pay period.  
\*\* North American Industry Classification System (NAICS).



J. Hewlett-University of Wyoming, J.Tranel-Colorado State University,  
J. Parsons-University of Nebraska-Lincoln, and E. Dennis-University of Nebraska-Lincoln.

© All Rights Reserved.  
RightRisk.org. December 2024.

SECOND QUARTER, 2024 Bureau of Labor QCEW* Statistics - Average Values by NAICS** Industry, Private Ownership Only.	STATE: NEBRASKA			COUNTY: HOOKER		
	2024-Q2 Average Establishments Count	2024-Q2 Average Employment Level	2024-Q2 Monthly Avg. Compensation	2024-Q2 Average Establishments Count	2024-Q2 Average Employment Level	2024-Q2 Monthly Avg. Compensation
	NAICS 11 Agriculture, forestry, fishing and hunting	2,586	15,327	\$4,125	5	17
NAICS 111 Crop production	1,251	4,858	\$3,809	-	-	\$0
NAICS 1111 Oilseed and grain farming	1,129	3,621	\$3,761	-	-	\$0
NAICS 11113 Dry pea and bean farming	-	-	\$0	-	-	\$0
NAICS 111130 Dry pea and bean farming	-	-	\$0	-	-	\$0
NAICS 11114 Wheat farming	6	15	\$3,649	-	-	\$0
NAICS 111140 Wheat farming	6	15	\$3,649	-	-	\$0
NAICS 11115 Corn farming	348	1,116	\$3,813	-	-	\$0
NAICS 111150 Corn farming	348	1,116	\$3,813	-	-	\$0
NAICS 11119 Other grain farming	769	2,476	\$3,740	-	-	\$0
NAICS 111191 Oilseed and grain combination farming	751	2,426	\$3,735	-	-	\$0
NAICS 111199 All other grain farming	18	50	\$3,883	-	-	\$0
NAICS 1112 Vegetable and melon farming	31	445	\$4,377	-	-	\$0
NAICS 11121 Vegetable and melon farming	31	445	\$4,377	-	-	\$0
NAICS 111211 Potato farming	16	316	\$4,749	-	-	\$0
NAICS 111219 Other vegetable (except potato) and melon farming	15	128	\$3,458	-	-	\$0
NAICS 1114 Greenhouse, nursery, and floriculture production	43	539	\$3,172	-	-	\$0
NAICS 11141 Food crops grown under cover	3	12	\$1,703	-	-	\$0
NAICS 111411 Mushroom production	-	-	\$0	-	-	\$0
NAICS 111419 Other food crops grown under cover	3	12	\$1,703	-	-	\$0
NAICS 11142 Nursery and floriculture production	40	527	\$3,207	-	-	\$0
NAICS 111421 Nursery and tree production	32	462	\$3,337	-	-	\$0
NAICS 111422 Floriculture production	8	66	\$2,275	-	-	\$0
NAICS 1119 Other crop farming	45	-	\$0	-	-	\$0
NAICS 11194 Hay farming	22	92	\$3,328	-	-	\$0
NAICS 111940 Hay farming	22	92	\$3,328	-	-	\$0
NAICS 11199 All other crop farming	23	-	\$0	-	-	\$0
NAICS 111991 Sugar beet farming	9	-	\$0	-	-	\$0
NAICS 111998 All other miscellaneous crop farming	14	54	\$3,350	-	-	\$0
NAICS 112 Animal production and aquaculture	996	8,538	\$4,078	5	17	\$2,916
NAICS 1121 Cattle ranching and farming	776	5,860	\$4,043	4	-	\$0
NAICS 11211 Beef cattle ranching and farming, including feedlots	733	5,182	\$4,056	4	-	\$0
NAICS 112111 Beef cattle ranching and farming	470	2,077	\$3,514	4	-	\$0
NAICS 112112 Cattle feedlots	263	3,106	\$4,420	-	-	\$0
NAICS 11212 Dairy cattle and milk production	43	678	\$3,935	-	-	\$0
NAICS 112120 Dairy cattle and milk production	43	678	\$3,935	-	-	\$0
NAICS 1122 Hog and pig farming	154	2,248	\$4,190	-	-	\$0
NAICS 11221 Hog and pig farming	154	2,248	\$4,190	-	-	\$0
NAICS 112210 Hog and pig farming	154	2,248	\$4,190	-	-	\$0
NAICS 1124 Sheep and goat farming	2	-	\$0	-	-	\$0
NAICS 11241 Sheep farming	2	-	\$0	-	-	\$0
NAICS 112410 Sheep farming	2	-	\$0	-	-	\$0
NAICS 1125 Aquaculture	6	-	\$0	-	-	\$0
NAICS 11251 Aquaculture	6	-	\$0	-	-	\$0
NAICS 112511 Finfish farming and fish hatcheries	6	-	\$0	-	-	\$0
NAICS 1129 Other animal production	30	140	\$3,995	1	-	\$0
NAICS 11291 Apiculture	4	-	\$0	-	-	\$0
NAICS 112910 Apiculture	4	-	\$0	-	-	\$0
NAICS 11292 Horses and other equine production	2	-	\$0	-	-	\$0
NAICS 112920 Horses and other equine production	2	-	\$0	-	-	\$0
NAICS 11299 All other animal production	24	126	\$4,017	1	-	\$0
NAICS 112990 All other animal production	24	126	\$4,017	1	-	\$0
NAICS 113 Forestry and logging	5	8	\$3,623	-	-	\$0
NAICS 1133 Logging	5	8	\$3,623	-	-	\$0
NAICS 11331 Logging	5	8	\$3,623	-	-	\$0
NAICS 113310 Logging	5	8	\$3,623	-	-	\$0
NAICS 114 Fishing, hunting and trapping	-	-	\$0	-	-	\$0
NAICS 1142 Hunting and trapping	-	-	\$0	-	-	\$0
NAICS 11421 Hunting and trapping	-	-	\$0	-	-	\$0
NAICS 114210 Hunting and trapping	-	-	\$0	-	-	\$0
NAICS 115 Support activities for agriculture and forestry	334	1,923	\$5,152	-	-	\$0
NAICS 1151 Support activities for crop production	286	1,597	\$5,378	-	-	\$0
NAICS 11511 Support activities for crop production	286	1,597	\$5,378	-	-	\$0
NAICS 115112 Soil preparation, planting, and cultivating	125	465	\$4,576	-	-	\$0
NAICS 115113 Crop harvesting, primarily by machine	42	137	\$4,411	-	-	\$0
NAICS 115114 Postharvest crop activities (except cotton ginning)	30	659	\$5,967	-	-	\$0
NAICS 115115 Farm labor contractors and crew leaders	11	32	\$5,196	-	-	\$0
NAICS 115116 Farm management services	78	304	\$5,794	-	-	\$0
NAICS 1152 Support activities for animal production	44	318	\$4,086	-	-	\$0
NAICS 11521 Support activities for animal production	44	318	\$4,086	-	-	\$0
NAICS 115210 Support activities for animal production	44	318	\$4,086	-	-	\$0
NAICS 1153 Support activities for forestry	4	8	\$2,669	-	-	\$0
NAICS 11531 Support activities for forestry	4	8	\$2,669	-	-	\$0
NAICS 115310 Support activities for forestry	4	8	\$2,669	-	-	\$0

United States Bureau of Labor Statistics. Quarterly Census of Employment and Wages. QCEW Data Files. Accessed: 6 December 2024.  
[www.bls.gov/cew/downloadable-data-files.htm](http://www.bls.gov/cew/downloadable-data-files.htm)

\* Quarterly Census of Employment and Wages (QCEW) are compiled from state unemployment insurance (UI) program reports. Data excludes self-employed owners, unpaid family members, and certain farm and domestic workers, including those who earned no wages during the entire applicable pay period.  
\*\* North American Industry Classification System (NAICS).



J. Hewlett-University of Wyoming, J.Tranel-Colorado State University,  
J. Parsons-University of Nebraska-Lincoln, and E. Dennis-University of Nebraska-Lincoln.

© All Rights Reserved.  
RightRisk.org. December 2024.

SECOND QUARTER, 2024 Bureau of Labor QCEW* Statistics - Average Values by NAICS** Industry, Private Ownership Only.	STATE: NEBRASKA			COUNTY: HOWARD		
	2024-Q2 Average Establishments Count	2024-Q2 Average Employment Level	2024-Q2 Monthly Avg. Compensation	2024-Q2 Average Establishments Count	2024-Q2 Average Employment Level	2024-Q2 Monthly Avg. Compensation
	NAICS 11 Agriculture, forestry, fishing and hunting	2,586	15,327	\$4,125	19	80
NAICS 111 Crop production	1,251	4,858	\$3,809	8	26	\$4,897
NAICS 1111 Oilseed and grain farming	1,129	3,621	\$3,761	8	26	\$4,897
NAICS 11113 Dry pea and bean farming	-	-	\$0	-	-	\$0
NAICS 111130 Dry pea and bean farming	-	-	\$0	-	-	\$0
NAICS 11114 Wheat farming	6	15	\$3,649	-	-	\$0
NAICS 111140 Wheat farming	6	15	\$3,649	-	-	\$0
NAICS 11115 Corn farming	348	1,116	\$3,813	5	-	\$0
NAICS 111150 Corn farming	348	1,116	\$3,813	5	-	\$0
NAICS 11119 Other grain farming	769	2,476	\$3,740	3	-	\$0
NAICS 111191 Oilseed and grain combination farming	751	2,426	\$3,735	3	-	\$0
NAICS 111199 All other grain farming	18	50	\$3,883	-	-	\$0
NAICS 1112 Vegetable and melon farming	31	445	\$4,377	-	-	\$0
NAICS 11121 Vegetable and melon farming	31	445	\$4,377	-	-	\$0
NAICS 111211 Potato farming	16	316	\$4,749	-	-	\$0
NAICS 111219 Other vegetable (except potato) and melon farming	15	128	\$3,458	-	-	\$0
NAICS 1114 Greenhouse, nursery, and floriculture production	43	539	\$3,172	-	-	\$0
NAICS 11141 Food crops grown under cover	3	12	\$1,703	-	-	\$0
NAICS 111411 Mushroom production	-	-	\$0	-	-	\$0
NAICS 111419 Other food crops grown under cover	3	12	\$1,703	-	-	\$0
NAICS 11142 Nursery and floriculture production	40	527	\$3,207	-	-	\$0
NAICS 111421 Nursery and tree production	32	462	\$3,337	-	-	\$0
NAICS 111422 Floriculture production	8	66	\$2,275	-	-	\$0
NAICS 1119 Other crop farming	45	-	\$0	-	-	\$0
NAICS 11194 Hay farming	22	92	\$3,328	-	-	\$0
NAICS 111940 Hay farming	22	92	\$3,328	-	-	\$0
NAICS 11199 All other crop farming	23	-	\$0	-	-	\$0
NAICS 111991 Sugar beet farming	9	-	\$0	-	-	\$0
NAICS 111998 All other miscellaneous crop farming	14	54	\$3,350	-	-	\$0
NAICS 112 Animal production and aquaculture	996	8,538	\$4,078	7	48	\$3,930
NAICS 1121 Cattle ranching and farming	776	5,860	\$4,043	7	48	\$3,930
NAICS 11211 Beef cattle ranching and farming, including feedlots	733	5,182	\$4,056	7	48	\$3,930
NAICS 112111 Beef cattle ranching and farming	470	2,077	\$3,514	3	8	\$2,154
NAICS 112112 Cattle feedlots	263	3,106	\$4,420	4	40	\$4,290
NAICS 11212 Dairy cattle and milk production	43	678	\$3,935	-	-	\$0
NAICS 112120 Dairy cattle and milk production	43	678	\$3,935	-	-	\$0
NAICS 1122 Hog and pig farming	154	2,248	\$4,190	-	-	\$0
NAICS 11221 Hog and pig farming	154	2,248	\$4,190	-	-	\$0
NAICS 112210 Hog and pig farming	154	2,248	\$4,190	-	-	\$0
NAICS 1124 Sheep and goat farming	2	-	\$0	-	-	\$0
NAICS 11241 Sheep farming	2	-	\$0	-	-	\$0
NAICS 112410 Sheep farming	2	-	\$0	-	-	\$0
NAICS 1125 Aquaculture	6	-	\$0	-	-	\$0
NAICS 11251 Aquaculture	6	-	\$0	-	-	\$0
NAICS 112511 Finfish farming and fish hatcheries	6	-	\$0	-	-	\$0
NAICS 1129 Other animal production	30	140	\$3,995	-	-	\$0
NAICS 11291 Apiculture	4	-	\$0	-	-	\$0
NAICS 112910 Apiculture	4	-	\$0	-	-	\$0
NAICS 11292 Horses and other equine production	2	-	\$0	-	-	\$0
NAICS 112920 Horses and other equine production	2	-	\$0	-	-	\$0
NAICS 11299 All other animal production	24	126	\$4,017	-	-	\$0
NAICS 112990 All other animal production	24	126	\$4,017	-	-	\$0
NAICS 113 Forestry and logging	5	8	\$3,623	-	-	\$0
NAICS 1133 Logging	5	8	\$3,623	-	-	\$0
NAICS 11331 Logging	5	8	\$3,623	-	-	\$0
NAICS 113310 Logging	5	8	\$3,623	-	-	\$0
NAICS 114 Fishing, hunting and trapping	-	-	\$0	-	-	\$0
NAICS 1142 Hunting and trapping	-	-	\$0	-	-	\$0
NAICS 11421 Hunting and trapping	-	-	\$0	-	-	\$0
NAICS 114210 Hunting and trapping	-	-	\$0	-	-	\$0
NAICS 115 Support activities for agriculture and forestry	334	1,923	\$5,152	4	6	\$3,176
NAICS 1151 Support activities for crop production	286	1,597	\$5,378	4	6	\$3,176
NAICS 11511 Support activities for crop production	286	1,597	\$5,378	4	6	\$3,176
NAICS 115112 Soil preparation, planting, and cultivating	125	465	\$4,576	1	-	\$0
NAICS 115113 Crop harvesting, primarily by machine	42	137	\$4,411	2	-	\$0
NAICS 115114 Postharvest crop activities (except cotton ginning)	30	659	\$5,967	1	-	\$0
NAICS 115115 Farm labor contractors and crew leaders	11	32	\$5,196	-	-	\$0
NAICS 115116 Farm management services	78	304	\$5,794	-	-	\$0
NAICS 1152 Support activities for animal production	44	318	\$4,086	-	-	\$0
NAICS 11521 Support activities for animal production	44	318	\$4,086	-	-	\$0
NAICS 115210 Support activities for animal production	44	318	\$4,086	-	-	\$0
NAICS 1153 Support activities for forestry	4	8	\$2,669	-	-	\$0
NAICS 11531 Support activities for forestry	4	8	\$2,669	-	-	\$0
NAICS 115310 Support activities for forestry	4	8	\$2,669	-	-	\$0

United States Bureau of Labor Statistics. Quarterly Census of Employment and Wages. QCEW Data Files. Accessed: 6 December 2024.  
[www.bls.gov/cew/downloadable-data-files.htm](http://www.bls.gov/cew/downloadable-data-files.htm)

\* Quarterly Census of Employment and Wages (QCEW) are compiled from state unemployment insurance (UI) program reports. Data excludes self-employed owners, unpaid family members, and certain farm and domestic workers, including those who earned no wages during the entire applicable pay period.  
\*\* North American Industry Classification System (NAICS).



J. Hewlett-University of Wyoming, J.Tranel-Colorado State University,  
J. Parsons-University of Nebraska-Lincoln, and E. Dennis-University of Nebraska-Lincoln.

© All Rights Reserved.  
RightRisk.org. December 2024.



SECOND QUARTER, 2024 Bureau of Labor QCEW* Statistics - Average Values by NAICS** Industry, Private Ownership Only.	STATE: NEBRASKA			COUNTY: JEFFERSON		
	2024-Q2 Average Establishments Count	2024-Q2 Average Employment Level	2024-Q2 Monthly Avg. Compensation	2024-Q2 Average Establishments Count	2024-Q2 Average Employment Level	2024-Q2 Monthly Avg. Compensation
	NAICS 11 Agriculture, forestry, fishing and hunting	2,586	15,327	\$4,125	32	-
NAICS 111 Crop production	1,251	4,858	\$3,809	20	57	\$3,818
NAICS 1111 Oilseed and grain farming	1,129	3,621	\$3,761	20	57	\$3,818
NAICS 11113 Dry pea and bean farming	-	-	\$0	-	-	\$0
NAICS 111130 Dry pea and bean farming	-	-	\$0	-	-	\$0
NAICS 11114 Wheat farming	6	15	\$3,649	-	-	\$0
NAICS 111140 Wheat farming	6	15	\$3,649	-	-	\$0
NAICS 11115 Corn farming	348	1,116	\$3,813	3	10	\$2,236
NAICS 111150 Corn farming	348	1,116	\$3,813	3	10	\$2,236
NAICS 11119 Other grain farming	769	2,476	\$3,740	17	47	\$4,147
NAICS 111191 Oilseed and grain combination farming	751	2,426	\$3,735	17	47	\$4,147
NAICS 111199 All other grain farming	18	50	\$3,883	-	-	\$0
NAICS 1112 Vegetable and melon farming	31	445	\$4,377	-	-	\$0
NAICS 11121 Vegetable and melon farming	31	445	\$4,377	-	-	\$0
NAICS 111211 Potato farming	16	316	\$4,749	-	-	\$0
NAICS 111219 Other vegetable (except potato) and melon farming	15	128	\$3,458	-	-	\$0
NAICS 1114 Greenhouse, nursery, and floriculture production	43	539	\$3,172	-	-	\$0
NAICS 11141 Food crops grown under cover	3	12	\$1,703	-	-	\$0
NAICS 111411 Mushroom production	-	-	\$0	-	-	\$0
NAICS 111419 Other food crops grown under cover	3	12	\$1,703	-	-	\$0
NAICS 11142 Nursery and floriculture production	40	527	\$3,207	-	-	\$0
NAICS 111421 Nursery and tree production	32	462	\$3,337	-	-	\$0
NAICS 111422 Floriculture production	8	66	\$2,275	-	-	\$0
NAICS 1119 Other crop farming	45	-	\$0	-	-	\$0
NAICS 11194 Hay farming	22	92	\$3,328	-	-	\$0
NAICS 111940 Hay farming	22	92	\$3,328	-	-	\$0
NAICS 11199 All other crop farming	23	-	\$0	-	-	\$0
NAICS 111991 Sugar beet farming	9	-	\$0	-	-	\$0
NAICS 111998 All other miscellaneous crop farming	14	54	\$3,350	-	-	\$0
NAICS 112 Animal production and aquaculture	996	8,538	\$4,078	10	251	\$3,939
NAICS 1121 Cattle ranching and farming	776	5,860	\$4,043	7	59	\$3,601
NAICS 11211 Beef cattle ranching and farming, including feedlots	733	5,182	\$4,056	3	22	\$3,995
NAICS 112111 Beef cattle ranching and farming	470	2,077	\$3,514	2	-	\$0
NAICS 112112 Cattle feedlots	263	3,106	\$4,420	1	-	\$0
NAICS 11212 Dairy cattle and milk production	43	678	\$3,935	4	37	\$3,358
NAICS 112120 Dairy cattle and milk production	43	678	\$3,935	4	37	\$3,358
NAICS 1122 Hog and pig farming	154	2,248	\$4,190	2	-	\$0
NAICS 11221 Hog and pig farming	154	2,248	\$4,190	2	-	\$0
NAICS 112210 Hog and pig farming	154	2,248	\$4,190	2	-	\$0
NAICS 1124 Sheep and goat farming	2	-	\$0	-	-	\$0
NAICS 11241 Sheep farming	2	-	\$0	-	-	\$0
NAICS 112410 Sheep farming	2	-	\$0	-	-	\$0
NAICS 1125 Aquaculture	6	-	\$0	-	-	\$0
NAICS 11251 Aquaculture	6	-	\$0	-	-	\$0
NAICS 112511 Finfish farming and fish hatcheries	6	-	\$0	-	-	\$0
NAICS 1129 Other animal production	30	140	\$3,995	-	-	\$0
NAICS 11291 Apiculture	4	-	\$0	-	-	\$0
NAICS 112910 Apiculture	4	-	\$0	-	-	\$0
NAICS 11292 Horses and other equine production	2	-	\$0	-	-	\$0
NAICS 112920 Horses and other equine production	2	-	\$0	-	-	\$0
NAICS 11299 All other animal production	24	126	\$4,017	-	-	\$0
NAICS 112990 All other animal production	24	126	\$4,017	-	-	\$0
NAICS 113 Forestry and logging	5	8	\$3,623	-	-	\$0
NAICS 1133 Logging	5	8	\$3,623	-	-	\$0
NAICS 11331 Logging	5	8	\$3,623	-	-	\$0
NAICS 113310 Logging	5	8	\$3,623	-	-	\$0
NAICS 114 Fishing, hunting and trapping	-	-	\$0	-	-	\$0
NAICS 1142 Hunting and trapping	-	-	\$0	-	-	\$0
NAICS 11421 Hunting and trapping	-	-	\$0	-	-	\$0
NAICS 114210 Hunting and trapping	-	-	\$0	-	-	\$0
NAICS 115 Support activities for agriculture and forestry	334	1,923	\$5,152	2	-	\$0
NAICS 1151 Support activities for crop production	286	1,597	\$5,378	2	-	\$0
NAICS 11511 Support activities for crop production	286	1,597	\$5,378	2	-	\$0
NAICS 115112 Soil preparation, planting, and cultivating	125	465	\$4,576	1	-	\$0
NAICS 115113 Crop harvesting, primarily by machine	42	137	\$4,411	1	-	\$0
NAICS 115114 Postharvest crop activities (except cotton ginning)	30	659	\$5,967	-	-	\$0
NAICS 115115 Farm labor contractors and crew leaders	11	32	\$5,196	-	-	\$0
NAICS 115116 Farm management services	78	304	\$5,794	-	-	\$0
NAICS 1152 Support activities for animal production	44	318	\$4,086	-	-	\$0
NAICS 11521 Support activities for animal production	44	318	\$4,086	-	-	\$0
NAICS 115210 Support activities for animal production	44	318	\$4,086	-	-	\$0
NAICS 1153 Support activities for forestry	4	8	\$2,669	-	-	\$0
NAICS 11531 Support activities for forestry	4	8	\$2,669	-	-	\$0
NAICS 115310 Support activities for forestry	4	8	\$2,669	-	-	\$0

United States Bureau of Labor Statistics. Quarterly Census of Employment and Wages. QCEW Data Files. Accessed: 6 December 2024.  
[www.bls.gov/cew/downloadable-data-files.htm](http://www.bls.gov/cew/downloadable-data-files.htm)

\* Quarterly Census of Employment and Wages (QCEW) are compiled from state unemployment insurance (UI) program reports. Data excludes self-employed owners, unpaid family members, and certain farm and domestic workers, including those who earned no wages during the entire applicable pay period.  
\*\* North American Industry Classification System (NAICS).



J. Hewlett-University of Wyoming, J.Tranel-Colorado State University,  
J. Parsons-University of Nebraska-Lincoln, and E. Dennis-University of Nebraska-Lincoln.

© All Rights Reserved.  
RightRisk.org. December 2024.

SECOND QUARTER, 2024 Bureau of Labor QCEW* Statistics - Average Values by NAICS** Industry, Private Ownership Only.	STATE: NEBRASKA			COUNTY: JOHNSON		
	2024-Q2 Average Establishments Count	2024-Q2 Average Employment Level	2024-Q2 Monthly Avg. Compensation	2024-Q2 Average Establishments Count	2024-Q2 Average Employment Level	2024-Q2 Monthly Avg. Compensation
	NAICS 11 Agriculture, forestry, fishing and hunting	2,586	15,327	\$4,125	4	-
NAICS 111 Crop production	1,251	4,858	\$3,809	2	-	\$0
NAICS 1111 Oilseed and grain farming	1,129	3,621	\$3,761	2	-	\$0
NAICS 11113 Dry pea and bean farming	-	-	\$0	-	-	\$0
NAICS 111130 Dry pea and bean farming	-	-	\$0	-	-	\$0
NAICS 11114 Wheat farming	6	15	\$3,649	-	-	\$0
NAICS 111140 Wheat farming	6	15	\$3,649	-	-	\$0
NAICS 11115 Corn farming	348	1,116	\$3,813	1	-	\$0
NAICS 111150 Corn farming	348	1,116	\$3,813	1	-	\$0
NAICS 11119 Other grain farming	769	2,476	\$3,740	1	-	\$0
NAICS 111191 Oilseed and grain combination farming	751	2,426	\$3,735	1	-	\$0
NAICS 111199 All other grain farming	18	50	\$3,883	-	-	\$0
NAICS 1112 Vegetable and melon farming	31	445	\$4,377	-	-	\$0
NAICS 11121 Vegetable and melon farming	31	445	\$4,377	-	-	\$0
NAICS 111211 Potato farming	16	316	\$4,749	-	-	\$0
NAICS 111219 Other vegetable (except potato) and melon farming	15	128	\$3,458	-	-	\$0
NAICS 1114 Greenhouse, nursery, and floriculture production	43	539	\$3,172	-	-	\$0
NAICS 11141 Food crops grown under cover	3	12	\$1,703	-	-	\$0
NAICS 111411 Mushroom production	-	-	\$0	-	-	\$0
NAICS 111419 Other food crops grown under cover	3	12	\$1,703	-	-	\$0
NAICS 11142 Nursery and floriculture production	40	527	\$3,207	-	-	\$0
NAICS 111421 Nursery and tree production	32	462	\$3,337	-	-	\$0
NAICS 111422 Floriculture production	8	66	\$2,275	-	-	\$0
NAICS 1119 Other crop farming	45	-	\$0	-	-	\$0
NAICS 11194 Hay farming	22	92	\$3,328	-	-	\$0
NAICS 111940 Hay farming	22	92	\$3,328	-	-	\$0
NAICS 11199 All other crop farming	23	-	\$0	-	-	\$0
NAICS 111991 Sugar beet farming	9	-	\$0	-	-	\$0
NAICS 111998 All other miscellaneous crop farming	14	54	\$3,350	-	-	\$0
NAICS 112 Animal production and aquaculture	996	8,538	\$4,078	1	-	\$0
NAICS 1121 Cattle ranching and farming	776	5,860	\$4,043	1	-	\$0
NAICS 11211 Beef cattle ranching and farming, including feedlots	733	5,182	\$4,056	1	-	\$0
NAICS 112111 Beef cattle ranching and farming	470	2,077	\$3,514	1	-	\$0
NAICS 112112 Cattle feedlots	263	3,106	\$4,420	-	-	\$0
NAICS 11212 Dairy cattle and milk production	43	678	\$3,935	-	-	\$0
NAICS 112120 Dairy cattle and milk production	43	678	\$3,935	-	-	\$0
NAICS 1122 Hog and pig farming	154	2,248	\$4,190	-	-	\$0
NAICS 11221 Hog and pig farming	154	2,248	\$4,190	-	-	\$0
NAICS 112210 Hog and pig farming	154	2,248	\$4,190	-	-	\$0
NAICS 1124 Sheep and goat farming	2	-	\$0	-	-	\$0
NAICS 11241 Sheep farming	2	-	\$0	-	-	\$0
NAICS 112410 Sheep farming	2	-	\$0	-	-	\$0
NAICS 1125 Aquaculture	6	-	\$0	-	-	\$0
NAICS 11251 Aquaculture	6	-	\$0	-	-	\$0
NAICS 112511 Finfish farming and fish hatcheries	6	-	\$0	-	-	\$0
NAICS 1129 Other animal production	30	140	\$3,995	-	-	\$0
NAICS 11291 Apiculture	4	-	\$0	-	-	\$0
NAICS 112910 Apiculture	4	-	\$0	-	-	\$0
NAICS 11292 Horses and other equine production	2	-	\$0	-	-	\$0
NAICS 112920 Horses and other equine production	2	-	\$0	-	-	\$0
NAICS 11299 All other animal production	24	126	\$4,017	-	-	\$0
NAICS 112990 All other animal production	24	126	\$4,017	-	-	\$0
NAICS 113 Forestry and logging	5	8	\$3,623	-	-	\$0
NAICS 1133 Logging	5	8	\$3,623	-	-	\$0
NAICS 11331 Logging	5	8	\$3,623	-	-	\$0
NAICS 113310 Logging	5	8	\$3,623	-	-	\$0
NAICS 114 Fishing, hunting and trapping	-	-	\$0	-	-	\$0
NAICS 1142 Hunting and trapping	-	-	\$0	-	-	\$0
NAICS 11421 Hunting and trapping	-	-	\$0	-	-	\$0
NAICS 114210 Hunting and trapping	-	-	\$0	-	-	\$0
NAICS 115 Support activities for agriculture and forestry	334	1,923	\$5,152	1	-	\$0
NAICS 1151 Support activities for crop production	286	1,597	\$5,378	1	-	\$0
NAICS 11511 Support activities for crop production	286	1,597	\$5,378	1	-	\$0
NAICS 115112 Soil preparation, planting, and cultivating	125	465	\$4,576	-	-	\$0
NAICS 115113 Crop harvesting, primarily by machine	42	137	\$4,411	1	-	\$0
NAICS 115114 Postharvest crop activities (except cotton ginning)	30	659	\$5,967	-	-	\$0
NAICS 115115 Farm labor contractors and crew leaders	11	32	\$5,196	-	-	\$0
NAICS 115116 Farm management services	78	304	\$5,794	-	-	\$0
NAICS 1152 Support activities for animal production	44	318	\$4,086	-	-	\$0
NAICS 11521 Support activities for animal production	44	318	\$4,086	-	-	\$0
NAICS 115210 Support activities for animal production	44	318	\$4,086	-	-	\$0
NAICS 1153 Support activities for forestry	4	8	\$2,669	-	-	\$0
NAICS 11531 Support activities for forestry	4	8	\$2,669	-	-	\$0
NAICS 115310 Support activities for forestry	4	8	\$2,669	-	-	\$0

United States Bureau of Labor Statistics. Quarterly Census of Employment and Wages. QCEW Data Files. Accessed: 6 December 2024.  
[www.bls.gov/cew/downloadable-data-files.htm](http://www.bls.gov/cew/downloadable-data-files.htm)

\* Quarterly Census of Employment and Wages (QCEW) are compiled from state unemployment insurance (UI) program reports. Data excludes self-employed owners, unpaid family members, and certain farm and domestic workers, including those who earned no wages during the entire applicable pay period.  
\*\* North American Industry Classification System (NAICS).



J. Hewlett-University of Wyoming, J.Tranel-Colorado State University,  
J. Parsons-University of Nebraska-Lincoln, and E. Dennis-University of Nebraska-Lincoln.

© All Rights Reserved.  
RightRisk.org. December 2024.

SECOND QUARTER, 2024 Bureau of Labor QCEW* Statistics - Average Values by NAICS** Industry, Private Ownership Only.	STATE: NEBRASKA			COUNTY: KEARNEY		
	2024-Q2 Average Establishments Count	2024-Q2 Average Employment Level	2024-Q2 Monthly Avg. Compensation	2024-Q2 Average Establishments Count	2024-Q2 Average Employment Level	2024-Q2 Monthly Avg. Compensation
	NAICS 11 Agriculture, forestry, fishing and hunting	2,586	15,327	\$4,125	33	-
NAICS 111 Crop production	1,251	4,858	\$3,809	27	107	\$4,229
NAICS 1111 Oilseed and grain farming	1,129	3,621	\$3,761	26	-	\$0
NAICS 11113 Dry pea and bean farming	-	-	\$0	-	-	\$0
NAICS 111130 Dry pea and bean farming	-	-	\$0	-	-	\$0
NAICS 11114 Wheat farming	6	15	\$3,649	-	-	\$0
NAICS 111140 Wheat farming	6	15	\$3,649	-	-	\$0
NAICS 11115 Corn farming	348	1,116	\$3,813	9	-	\$0
NAICS 111150 Corn farming	348	1,116	\$3,813	9	-	\$0
NAICS 11119 Other grain farming	769	2,476	\$3,740	17	50	\$3,813
NAICS 111191 Oilseed and grain combination farming	751	2,426	\$3,735	17	50	\$3,813
NAICS 111199 All other grain farming	18	50	\$3,883	-	-	\$0
NAICS 1112 Vegetable and melon farming	31	445	\$4,377	1	-	\$0
NAICS 11121 Vegetable and melon farming	31	445	\$4,377	1	-	\$0
NAICS 111211 Potato farming	16	316	\$4,749	1	-	\$0
NAICS 111219 Other vegetable (except potato) and melon farming	15	128	\$3,458	-	-	\$0
NAICS 1114 Greenhouse, nursery, and floriculture production	43	539	\$3,172	-	-	\$0
NAICS 11141 Food crops grown under cover	3	12	\$1,703	-	-	\$0
NAICS 111411 Mushroom production	-	-	\$0	-	-	\$0
NAICS 111419 Other food crops grown under cover	3	12	\$1,703	-	-	\$0
NAICS 11142 Nursery and floriculture production	40	527	\$3,207	-	-	\$0
NAICS 111421 Nursery and tree production	32	462	\$3,337	-	-	\$0
NAICS 111422 Floriculture production	8	66	\$2,275	-	-	\$0
NAICS 1119 Other crop farming	45	-	\$0	-	-	\$0
NAICS 11194 Hay farming	22	92	\$3,328	-	-	\$0
NAICS 111940 Hay farming	22	92	\$3,328	-	-	\$0
NAICS 11199 All other crop farming	23	-	\$0	-	-	\$0
NAICS 111991 Sugar beet farming	9	-	\$0	-	-	\$0
NAICS 111998 All other miscellaneous crop farming	14	54	\$3,350	-	-	\$0
NAICS 112 Animal production and aquaculture	996	8,538	\$4,078	3	-	\$0
NAICS 1121 Cattle ranching and farming	776	5,860	\$4,043	3	-	\$0
NAICS 11211 Beef cattle ranching and farming, including feedlots	733	5,182	\$4,056	3	-	\$0
NAICS 112111 Beef cattle ranching and farming	470	2,077	\$3,514	1	-	\$0
NAICS 112112 Cattle feedlots	263	3,106	\$4,420	2	-	\$0
NAICS 11212 Dairy cattle and milk production	43	678	\$3,935	-	-	\$0
NAICS 112120 Dairy cattle and milk production	43	678	\$3,935	-	-	\$0
NAICS 1122 Hog and pig farming	154	2,248	\$4,190	-	-	\$0
NAICS 11221 Hog and pig farming	154	2,248	\$4,190	-	-	\$0
NAICS 112210 Hog and pig farming	154	2,248	\$4,190	-	-	\$0
NAICS 1124 Sheep and goat farming	2	-	\$0	-	-	\$0
NAICS 11241 Sheep farming	2	-	\$0	-	-	\$0
NAICS 112410 Sheep farming	2	-	\$0	-	-	\$0
NAICS 1125 Aquaculture	6	-	\$0	-	-	\$0
NAICS 11251 Aquaculture	6	-	\$0	-	-	\$0
NAICS 112511 Finfish farming and fish hatcheries	6	-	\$0	-	-	\$0
NAICS 1129 Other animal production	30	140	\$3,995	-	-	\$0
NAICS 11291 Apiculture	4	-	\$0	-	-	\$0
NAICS 112910 Apiculture	4	-	\$0	-	-	\$0
NAICS 11292 Horses and other equine production	2	-	\$0	-	-	\$0
NAICS 112920 Horses and other equine production	2	-	\$0	-	-	\$0
NAICS 11299 All other animal production	24	126	\$4,017	-	-	\$0
NAICS 112990 All other animal production	24	126	\$4,017	-	-	\$0
NAICS 113 Forestry and logging	5	8	\$3,623	-	-	\$0
NAICS 1133 Logging	5	8	\$3,623	-	-	\$0
NAICS 11331 Logging	5	8	\$3,623	-	-	\$0
NAICS 113310 Logging	5	8	\$3,623	-	-	\$0
NAICS 114 Fishing, hunting and trapping	-	-	\$0	-	-	\$0
NAICS 1142 Hunting and trapping	-	-	\$0	-	-	\$0
NAICS 11421 Hunting and trapping	-	-	\$0	-	-	\$0
NAICS 114210 Hunting and trapping	-	-	\$0	-	-	\$0
NAICS 115 Support activities for agriculture and forestry	334	1,923	\$5,152	3	7	\$3,332
NAICS 1151 Support activities for crop production	286	1,597	\$5,378	3	7	\$3,332
NAICS 11511 Support activities for crop production	286	1,597	\$5,378	3	7	\$3,332
NAICS 115112 Soil preparation, planting, and cultivating	125	465	\$4,576	2	-	\$0
NAICS 115113 Crop harvesting, primarily by machine	42	137	\$4,411	-	-	\$0
NAICS 115114 Postharvest crop activities (except cotton ginning)	30	659	\$5,967	-	-	\$0
NAICS 115115 Farm labor contractors and crew leaders	11	32	\$5,196	-	-	\$0
NAICS 115116 Farm management services	78	304	\$5,794	1	-	\$0
NAICS 1152 Support activities for animal production	44	318	\$4,086	-	-	\$0
NAICS 11521 Support activities for animal production	44	318	\$4,086	-	-	\$0
NAICS 115210 Support activities for animal production	44	318	\$4,086	-	-	\$0
NAICS 1153 Support activities for forestry	4	8	\$2,669	-	-	\$0
NAICS 11531 Support activities for forestry	4	8	\$2,669	-	-	\$0
NAICS 115310 Support activities for forestry	4	8	\$2,669	-	-	\$0

United States Bureau of Labor Statistics. Quarterly Census of Employment and Wages. QCEW Data Files. Accessed: 6 December 2024.  
[www.bls.gov/cew/downloadable-data-files.htm](http://www.bls.gov/cew/downloadable-data-files.htm)

\* Quarterly Census of Employment and Wages (QCEW) are compiled from state unemployment insurance (UI) program reports. Data excludes self-employed owners, unpaid family members, and certain farm and domestic workers, including those who earned no wages during the entire applicable pay period.  
\*\* North American Industry Classification System (NAICS).



J. Hewlett-University of Wyoming, J.Tranel-Colorado State University,  
J. Parsons-University of Nebraska-Lincoln, and E. Dennis-University of Nebraska-Lincoln.

© All Rights Reserved.  
RightRisk.org. December 2024.



SECOND QUARTER, 2024 Bureau of Labor QCEW* Statistics - Average Values by NAICS** Industry, Private Ownership Only.	STATE: NEBRASKA			COUNTY: KEITH		
	2024-Q2 Average Establishments Count	2024-Q2 Average Employment Level	2024-Q2 Monthly Avg. Compensation	2024-Q2 Average Establishments Count	2024-Q2 Average Employment Level	2024-Q2 Monthly Avg. Compensation
	NAICS 11 Agriculture, forestry, fishing and hunting	2,586	15,327	\$4,125	35	-
NAICS 111 Crop production	1,251	4,858	\$3,809	20	77	\$3,796
NAICS 1111 Oilseed and grain farming	1,129	3,621	\$3,761	19	-	\$0
NAICS 11113 Dry pea and bean farming	-	-	\$0	-	-	\$0
NAICS 111130 Dry pea and bean farming	-	-	\$0	-	-	\$0
NAICS 11114 Wheat farming	6	15	\$3,649	-	-	\$0
NAICS 111140 Wheat farming	6	15	\$3,649	-	-	\$0
NAICS 11115 Corn farming	348	1,116	\$3,813	5	17	\$3,124
NAICS 111150 Corn farming	348	1,116	\$3,813	5	17	\$3,124
NAICS 11119 Other grain farming	769	2,476	\$3,740	13	51	\$4,026
NAICS 111191 Oilseed and grain combination farming	751	2,426	\$3,735	12	-	\$0
NAICS 111199 All other grain farming	18	50	\$3,883	1	-	\$0
NAICS 1112 Vegetable and melon farming	31	445	\$4,377	-	-	\$0
NAICS 11121 Vegetable and melon farming	31	445	\$4,377	-	-	\$0
NAICS 111211 Potato farming	16	316	\$4,749	-	-	\$0
NAICS 111219 Other vegetable (except potato) and melon farming	15	128	\$3,458	-	-	\$0
NAICS 1114 Greenhouse, nursery, and floriculture production	43	539	\$3,172	-	-	\$0
NAICS 11141 Food crops grown under cover	3	12	\$1,703	-	-	\$0
NAICS 111411 Mushroom production	-	-	\$0	-	-	\$0
NAICS 111419 Other food crops grown under cover	3	12	\$1,703	-	-	\$0
NAICS 11142 Nursery and floriculture production	40	527	\$3,207	-	-	\$0
NAICS 111421 Nursery and tree production	32	462	\$3,337	-	-	\$0
NAICS 111422 Floriculture production	8	66	\$2,275	-	-	\$0
NAICS 1119 Other crop farming	45	-	\$0	1	-	\$0
NAICS 11194 Hay farming	22	92	\$3,328	-	-	\$0
NAICS 111940 Hay farming	22	92	\$3,328	-	-	\$0
NAICS 11199 All other crop farming	23	-	\$0	1	-	\$0
NAICS 111991 Sugar beet farming	9	-	\$0	-	-	\$0
NAICS 111998 All other miscellaneous crop farming	14	54	\$3,350	1	-	\$0
NAICS 112 Animal production and aquaculture	996	8,538	\$4,078	13	74	\$3,731
NAICS 1121 Cattle ranching and farming	776	5,860	\$4,043	12	-	\$0
NAICS 11211 Beef cattle ranching and farming, including feedlots	733	5,182	\$4,056	12	-	\$0
NAICS 112111 Beef cattle ranching and farming	470	2,077	\$3,514	9	-	\$0
NAICS 112112 Cattle feedlots	263	3,106	\$4,420	3	28	\$3,965
NAICS 11212 Dairy cattle and milk production	43	678	\$3,935	-	-	\$0
NAICS 112120 Dairy cattle and milk production	43	678	\$3,935	-	-	\$0
NAICS 1122 Hog and pig farming	154	2,248	\$4,190	1	-	\$0
NAICS 11221 Hog and pig farming	154	2,248	\$4,190	1	-	\$0
NAICS 112210 Hog and pig farming	154	2,248	\$4,190	1	-	\$0
NAICS 1124 Sheep and goat farming	2	-	\$0	-	-	\$0
NAICS 11241 Sheep farming	2	-	\$0	-	-	\$0
NAICS 112410 Sheep farming	2	-	\$0	-	-	\$0
NAICS 1125 Aquaculture	6	-	\$0	-	-	\$0
NAICS 11251 Aquaculture	6	-	\$0	-	-	\$0
NAICS 112511 Finfish farming and fish hatcheries	6	-	\$0	-	-	\$0
NAICS 1129 Other animal production	30	140	\$3,995	-	-	\$0
NAICS 11291 Apiculture	4	-	\$0	-	-	\$0
NAICS 112910 Apiculture	4	-	\$0	-	-	\$0
NAICS 11292 Horses and other equine production	2	-	\$0	-	-	\$0
NAICS 112920 Horses and other equine production	2	-	\$0	-	-	\$0
NAICS 11299 All other animal production	24	126	\$4,017	-	-	\$0
NAICS 112990 All other animal production	24	126	\$4,017	-	-	\$0
NAICS 113 Forestry and logging	5	8	\$3,623	-	-	\$0
NAICS 1133 Logging	5	8	\$3,623	-	-	\$0
NAICS 11331 Logging	5	8	\$3,623	-	-	\$0
NAICS 113310 Logging	5	8	\$3,623	-	-	\$0
NAICS 114 Fishing, hunting and trapping	-	-	\$0	-	-	\$0
NAICS 1142 Hunting and trapping	-	-	\$0	-	-	\$0
NAICS 11421 Hunting and trapping	-	-	\$0	-	-	\$0
NAICS 114210 Hunting and trapping	-	-	\$0	-	-	\$0
NAICS 115 Support activities for agriculture and forestry	334	1,923	\$5,152	2	-	\$0
NAICS 1151 Support activities for crop production	286	1,597	\$5,378	2	-	\$0
NAICS 11511 Support activities for crop production	286	1,597	\$5,378	2	-	\$0
NAICS 115112 Soil preparation, planting, and cultivating	125	465	\$4,576	-	-	\$0
NAICS 115113 Crop harvesting, primarily by machine	42	137	\$4,411	1	-	\$0
NAICS 115114 Postharvest crop activities (except cotton ginning)	30	659	\$5,967	-	-	\$0
NAICS 115115 Farm labor contractors and crew leaders	11	32	\$5,196	-	-	\$0
NAICS 115116 Farm management services	78	304	\$5,794	1	-	\$0
NAICS 1152 Support activities for animal production	44	318	\$4,086	-	-	\$0
NAICS 11521 Support activities for animal production	44	318	\$4,086	-	-	\$0
NAICS 115210 Support activities for animal production	44	318	\$4,086	-	-	\$0
NAICS 1153 Support activities for forestry	4	8	\$2,669	-	-	\$0
NAICS 11531 Support activities for forestry	4	8	\$2,669	-	-	\$0
NAICS 115310 Support activities for forestry	4	8	\$2,669	-	-	\$0

United States Bureau of Labor Statistics. Quarterly Census of Employment and Wages. QCEW Data Files. Accessed: 6 December 2024.  
[www.bls.gov/cew/downloadable-data-files.htm](http://www.bls.gov/cew/downloadable-data-files.htm)

\* Quarterly Census of Employment and Wages (QCEW) are compiled from state unemployment insurance (UI) program reports. Data excludes self-employed owners, unpaid family members, and certain farm and domestic workers, including those who earned no wages during the entire applicable pay period.  
 \*\* North American Industry Classification System (NAICS).



J. Hewlett-University of Wyoming, J.Tranel-Colorado State University,  
 J. Parsons-University of Nebraska-Lincoln, and E. Dennis-University of Nebraska-Lincoln.

© All Rights Reserved.  
 RightRisk.org. December 2024.

SECOND QUARTER, 2024 Bureau of Labor QCEW* Statistics - Average Values by NAICS** Industry, Private Ownership Only.	STATE: NEBRASKA			COUNTY: KEYA PAHA		
	2024-Q2 Average Establishments Count	2024-Q2 Average Employment Level	2024-Q2 Monthly Avg. Compensation	2024-Q2 Average Establishments Count	2024-Q2 Average Employment Level	2024-Q2 Monthly Avg. Compensation
	NAICS 11 Agriculture, forestry, fishing and hunting	2,586	15,327	\$4,125	5	32
NAICS 111 Crop production	1,251	4,858	\$3,809	1	-	\$0
NAICS 1111 Oilseed and grain farming	1,129	3,621	\$3,761	1	-	\$0
NAICS 11113 Dry pea and bean farming	-	-	\$0	-	-	\$0
NAICS 111130 Dry pea and bean farming	-	-	\$0	-	-	\$0
NAICS 11114 Wheat farming	6	15	\$3,649	-	-	\$0
NAICS 111140 Wheat farming	6	15	\$3,649	-	-	\$0
NAICS 11115 Corn farming	348	1,116	\$3,813	-	-	\$0
NAICS 111150 Corn farming	348	1,116	\$3,813	-	-	\$0
NAICS 11119 Other grain farming	769	2,476	\$3,740	1	-	\$0
NAICS 111191 Oilseed and grain combination farming	751	2,426	\$3,735	1	-	\$0
NAICS 111199 All other grain farming	18	50	\$3,883	-	-	\$0
NAICS 1112 Vegetable and melon farming	31	445	\$4,377	-	-	\$0
NAICS 11121 Vegetable and melon farming	31	445	\$4,377	-	-	\$0
NAICS 111211 Potato farming	16	316	\$4,749	-	-	\$0
NAICS 111219 Other vegetable (except potato) and melon farming	15	128	\$3,458	-	-	\$0
NAICS 1114 Greenhouse, nursery, and floriculture production	43	539	\$3,172	-	-	\$0
NAICS 11141 Food crops grown under cover	3	12	\$1,703	-	-	\$0
NAICS 111411 Mushroom production	-	-	\$0	-	-	\$0
NAICS 111419 Other food crops grown under cover	3	12	\$1,703	-	-	\$0
NAICS 11142 Nursery and floriculture production	40	527	\$3,207	-	-	\$0
NAICS 111421 Nursery and tree production	32	462	\$3,337	-	-	\$0
NAICS 111422 Floriculture production	8	66	\$2,275	-	-	\$0
NAICS 1119 Other crop farming	45	-	\$0	-	-	\$0
NAICS 11194 Hay farming	22	92	\$3,328	-	-	\$0
NAICS 111940 Hay farming	22	92	\$3,328	-	-	\$0
NAICS 11199 All other crop farming	23	-	\$0	-	-	\$0
NAICS 111991 Sugar beet farming	9	-	\$0	-	-	\$0
NAICS 111998 All other miscellaneous crop farming	14	54	\$3,350	-	-	\$0
NAICS 112 Animal production and aquaculture	996	8,538	\$4,078	3	21	\$2,635
NAICS 1121 Cattle ranching and farming	776	5,860	\$4,043	3	21	\$2,635
NAICS 11211 Beef cattle ranching and farming, including feedlots	733	5,182	\$4,056	3	21	\$2,635
NAICS 112111 Beef cattle ranching and farming	470	2,077	\$3,514	2	-	\$0
NAICS 112112 Cattle feedlots	263	3,106	\$4,420	1	-	\$0
NAICS 11212 Dairy cattle and milk production	43	678	\$3,935	-	-	\$0
NAICS 112120 Dairy cattle and milk production	43	678	\$3,935	-	-	\$0
NAICS 1122 Hog and pig farming	154	2,248	\$4,190	-	-	\$0
NAICS 11221 Hog and pig farming	154	2,248	\$4,190	-	-	\$0
NAICS 112210 Hog and pig farming	154	2,248	\$4,190	-	-	\$0
NAICS 1124 Sheep and goat farming	2	-	\$0	-	-	\$0
NAICS 11241 Sheep farming	2	-	\$0	-	-	\$0
NAICS 112410 Sheep farming	2	-	\$0	-	-	\$0
NAICS 1125 Aquaculture	6	-	\$0	-	-	\$0
NAICS 11251 Aquaculture	6	-	\$0	-	-	\$0
NAICS 112511 Finfish farming and fish hatcheries	6	-	\$0	-	-	\$0
NAICS 1129 Other animal production	30	140	\$3,995	-	-	\$0
NAICS 11291 Apiculture	4	-	\$0	-	-	\$0
NAICS 112910 Apiculture	4	-	\$0	-	-	\$0
NAICS 11292 Horses and other equine production	2	-	\$0	-	-	\$0
NAICS 112920 Horses and other equine production	2	-	\$0	-	-	\$0
NAICS 11299 All other animal production	24	126	\$4,017	-	-	\$0
NAICS 112990 All other animal production	24	126	\$4,017	-	-	\$0
NAICS 113 Forestry and logging	5	8	\$3,623	-	-	\$0
NAICS 1133 Logging	5	8	\$3,623	-	-	\$0
NAICS 11331 Logging	5	8	\$3,623	-	-	\$0
NAICS 113310 Logging	5	8	\$3,623	-	-	\$0
NAICS 114 Fishing, hunting and trapping	-	-	\$0	-	-	\$0
NAICS 1142 Hunting and trapping	-	-	\$0	-	-	\$0
NAICS 11421 Hunting and trapping	-	-	\$0	-	-	\$0
NAICS 114210 Hunting and trapping	-	-	\$0	-	-	\$0
NAICS 115 Support activities for agriculture and forestry	334	1,923	\$5,152	1	-	\$0
NAICS 1151 Support activities for crop production	286	1,597	\$5,378	-	-	\$0
NAICS 11511 Support activities for crop production	286	1,597	\$5,378	-	-	\$0
NAICS 115112 Soil preparation, planting, and cultivating	125	465	\$4,576	-	-	\$0
NAICS 115113 Crop harvesting, primarily by machine	42	137	\$4,411	-	-	\$0
NAICS 115114 Postharvest crop activities (except cotton ginning)	30	659	\$5,967	-	-	\$0
NAICS 115115 Farm labor contractors and crew leaders	11	32	\$5,196	-	-	\$0
NAICS 115116 Farm management services	78	304	\$5,794	-	-	\$0
NAICS 1152 Support activities for animal production	44	318	\$4,086	1	-	\$0
NAICS 11521 Support activities for animal production	44	318	\$4,086	1	-	\$0
NAICS 115210 Support activities for animal production	44	318	\$4,086	1	-	\$0
NAICS 1153 Support activities for forestry	4	8	\$2,669	-	-	\$0
NAICS 11531 Support activities for forestry	4	8	\$2,669	-	-	\$0
NAICS 115310 Support activities for forestry	4	8	\$2,669	-	-	\$0

United States Bureau of Labor Statistics. Quarterly Census of Employment and Wages. QCEW Data Files. Accessed: 6 December 2024.  
[www.bls.gov/cew/downloadable-data-files.htm](http://www.bls.gov/cew/downloadable-data-files.htm)

\* Quarterly Census of Employment and Wages (QCEW) are compiled from state unemployment insurance (UI) program reports. Data excludes self-employed owners, unpaid family members, and certain farm and domestic workers, including those who earned no wages during the entire applicable pay period.  
\*\* North American Industry Classification System (NAICS).



J. Hewlett-University of Wyoming, J.Tranel-Colorado State University,  
J. Parsons-University of Nebraska-Lincoln, and E. Dennis-University of Nebraska-Lincoln.

© All Rights Reserved.  
RightRisk.org. December 2024.

SECOND QUARTER, 2024 Bureau of Labor QCEW* Statistics - Average Values by NAICS** Industry, Private Ownership Only.	STATE: NEBRASKA			COUNTY: KIMBALL		
	2024-Q2 Average Establishments Count	2024-Q2 Average Employment Level	2024-Q2 Monthly Avg. Compensation	2024-Q2 Average Establishments Count	2024-Q2 Average Employment Level	2024-Q2 Monthly Avg. Compensation
	NAICS 11 Agriculture, forestry, fishing and hunting	2,586	15,327	\$4,125	15	61
NAICS 111 Crop production	1,251	4,858	\$3,809	9	30	\$3,740
NAICS 1111 Oilseed and grain farming	1,129	3,621	\$3,761	8	-	\$0
NAICS 11113 Dry pea and bean farming	-	-	\$0	-	-	\$0
NAICS 111130 Dry pea and bean farming	-	-	\$0	-	-	\$0
NAICS 11114 Wheat farming	6	15	\$3,649	-	-	\$0
NAICS 111140 Wheat farming	6	15	\$3,649	-	-	\$0
NAICS 11115 Corn farming	348	1,116	\$3,813	2	-	\$0
NAICS 111150 Corn farming	348	1,116	\$3,813	2	-	\$0
NAICS 11119 Other grain farming	769	2,476	\$3,740	6	15	\$3,432
NAICS 111191 Oilseed and grain combination farming	751	2,426	\$3,735	6	15	\$3,432
NAICS 111199 All other grain farming	18	50	\$3,883	-	-	\$0
NAICS 1112 Vegetable and melon farming	31	445	\$4,377	-	-	\$0
NAICS 11121 Vegetable and melon farming	31	445	\$4,377	-	-	\$0
NAICS 111211 Potato farming	16	316	\$4,749	-	-	\$0
NAICS 111219 Other vegetable (except potato) and melon farming	15	128	\$3,458	-	-	\$0
NAICS 1114 Greenhouse, nursery, and floriculture production	43	539	\$3,172	-	-	\$0
NAICS 11141 Food crops grown under cover	3	12	\$1,703	-	-	\$0
NAICS 111411 Mushroom production	-	-	\$0	-	-	\$0
NAICS 111419 Other food crops grown under cover	3	12	\$1,703	-	-	\$0
NAICS 11142 Nursery and floriculture production	40	527	\$3,207	-	-	\$0
NAICS 111421 Nursery and tree production	32	462	\$3,337	-	-	\$0
NAICS 111422 Floriculture production	8	66	\$2,275	-	-	\$0
NAICS 1119 Other crop farming	45	-	\$0	1	-	\$0
NAICS 11194 Hay farming	22	92	\$3,328	-	-	\$0
NAICS 111940 Hay farming	22	92	\$3,328	-	-	\$0
NAICS 11199 All other crop farming	23	-	\$0	1	-	\$0
NAICS 111991 Sugar beet farming	9	-	\$0	1	-	\$0
NAICS 111998 All other miscellaneous crop farming	14	54	\$3,350	-	-	\$0
NAICS 112 Animal production and aquaculture	996	8,538	\$4,078	3	5	\$4,021
NAICS 1121 Cattle ranching and farming	776	5,860	\$4,043	2	-	\$0
NAICS 11211 Beef cattle ranching and farming, including feedlots	733	5,182	\$4,056	2	-	\$0
NAICS 112111 Beef cattle ranching and farming	470	2,077	\$3,514	2	-	\$0
NAICS 112112 Cattle feedlots	263	3,106	\$4,420	-	-	\$0
NAICS 11212 Dairy cattle and milk production	43	678	\$3,935	-	-	\$0
NAICS 112120 Dairy cattle and milk production	43	678	\$3,935	-	-	\$0
NAICS 1122 Hog and pig farming	154	2,248	\$4,190	-	-	\$0
NAICS 11221 Hog and pig farming	154	2,248	\$4,190	-	-	\$0
NAICS 112210 Hog and pig farming	154	2,248	\$4,190	-	-	\$0
NAICS 1124 Sheep and goat farming	2	-	\$0	1	-	\$0
NAICS 11241 Sheep farming	2	-	\$0	1	-	\$0
NAICS 112410 Sheep farming	2	-	\$0	1	-	\$0
NAICS 1125 Aquaculture	6	-	\$0	-	-	\$0
NAICS 11251 Aquaculture	6	-	\$0	-	-	\$0
NAICS 112511 Finfish farming and fish hatcheries	6	-	\$0	-	-	\$0
NAICS 1129 Other animal production	30	140	\$3,995	-	-	\$0
NAICS 11291 Apiculture	4	-	\$0	-	-	\$0
NAICS 112910 Apiculture	4	-	\$0	-	-	\$0
NAICS 11292 Horses and other equine production	2	-	\$0	-	-	\$0
NAICS 112920 Horses and other equine production	2	-	\$0	-	-	\$0
NAICS 11299 All other animal production	24	126	\$4,017	-	-	\$0
NAICS 112990 All other animal production	24	126	\$4,017	-	-	\$0
NAICS 113 Forestry and logging	5	8	\$3,623	-	-	\$0
NAICS 1133 Logging	5	8	\$3,623	-	-	\$0
NAICS 11331 Logging	5	8	\$3,623	-	-	\$0
NAICS 113310 Logging	5	8	\$3,623	-	-	\$0
NAICS 114 Fishing, hunting and trapping	-	-	\$0	-	-	\$0
NAICS 1142 Hunting and trapping	-	-	\$0	-	-	\$0
NAICS 11421 Hunting and trapping	-	-	\$0	-	-	\$0
NAICS 114210 Hunting and trapping	-	-	\$0	-	-	\$0
NAICS 115 Support activities for agriculture and forestry	334	1,923	\$5,152	3	26	\$4,164
NAICS 1151 Support activities for crop production	286	1,597	\$5,378	2	-	\$0
NAICS 11511 Support activities for crop production	286	1,597	\$5,378	2	-	\$0
NAICS 115112 Soil preparation, planting, and cultivating	125	465	\$4,576	-	-	\$0
NAICS 115113 Crop harvesting, primarily by machine	42	137	\$4,411	2	-	\$0
NAICS 115114 Postharvest crop activities (except cotton ginning)	30	659	\$5,967	-	-	\$0
NAICS 115115 Farm labor contractors and crew leaders	11	32	\$5,196	-	-	\$0
NAICS 115116 Farm management services	78	304	\$5,794	-	-	\$0
NAICS 1152 Support activities for animal production	44	318	\$4,086	1	-	\$0
NAICS 11521 Support activities for animal production	44	318	\$4,086	1	-	\$0
NAICS 115210 Support activities for animal production	44	318	\$4,086	1	-	\$0
NAICS 1153 Support activities for forestry	4	8	\$2,669	-	-	\$0
NAICS 11531 Support activities for forestry	4	8	\$2,669	-	-	\$0
NAICS 115310 Support activities for forestry	4	8	\$2,669	-	-	\$0

United States Bureau of Labor Statistics. Quarterly Census of Employment and Wages. QCEW Data Files. Accessed: 6 December 2024.  
[www.bls.gov/cew/downloadable-data-files.htm](http://www.bls.gov/cew/downloadable-data-files.htm)

\* Quarterly Census of Employment and Wages (QCEW) are compiled from state unemployment insurance (UI) program reports. Data excludes self-employed owners, unpaid family members, and certain farm and domestic workers, including those who earned no wages during the entire applicable pay period.  
\*\* North American Industry Classification System (NAICS).



J. Hewlett-University of Wyoming, J.Tranel-Colorado State University,  
J. Parsons-University of Nebraska-Lincoln, and E. Dennis-University of Nebraska-Lincoln.

© All Rights Reserved.  
RightRisk.org. December 2024.



SECOND QUARTER, 2024 Bureau of Labor QCEW* Statistics - Average Values by NAICS** Industry, Private Ownership Only.	STATE: NEBRASKA			COUNTY: KNOX		
	2024-Q2 Average Establishments Count	2024-Q2 Average Employment Level	2024-Q2 Monthly Avg. Compensation	2024-Q2 Average Establishments Count	2024-Q2 Average Employment Level	2024-Q2 Monthly Avg. Compensation
	NAICS 11 Agriculture, forestry, fishing and hunting	2,586	15,327	\$4,125	24	157
NAICS 111 Crop production	1,251	4,858	\$3,809	6	16	\$3,168
NAICS 1111 Oilseed and grain farming	1,129	3,621	\$3,761	6	16	\$3,168
NAICS 11113 Dry pea and bean farming	-	-	\$0	-	-	\$0
NAICS 111130 Dry pea and bean farming	-	-	\$0	-	-	\$0
NAICS 11114 Wheat farming	6	15	\$3,649	-	-	\$0
NAICS 111140 Wheat farming	6	15	\$3,649	-	-	\$0
NAICS 11115 Corn farming	348	1,116	\$3,813	4	-	\$0
NAICS 111150 Corn farming	348	1,116	\$3,813	4	-	\$0
NAICS 11119 Other grain farming	769	2,476	\$3,740	2	-	\$0
NAICS 111191 Oilseed and grain combination farming	751	2,426	\$3,735	2	-	\$0
NAICS 111199 All other grain farming	18	50	\$3,883	-	-	\$0
NAICS 1112 Vegetable and melon farming	31	445	\$4,377	-	-	\$0
NAICS 11121 Vegetable and melon farming	31	445	\$4,377	-	-	\$0
NAICS 111211 Potato farming	16	316	\$4,749	-	-	\$0
NAICS 111219 Other vegetable (except potato) and melon farming	15	128	\$3,458	-	-	\$0
NAICS 1114 Greenhouse, nursery, and floriculture production	43	539	\$3,172	-	-	\$0
NAICS 11141 Food crops grown under cover	3	12	\$1,703	-	-	\$0
NAICS 111411 Mushroom production	-	-	\$0	-	-	\$0
NAICS 111419 Other food crops grown under cover	3	12	\$1,703	-	-	\$0
NAICS 11142 Nursery and floriculture production	40	527	\$3,207	-	-	\$0
NAICS 111421 Nursery and tree production	32	462	\$3,337	-	-	\$0
NAICS 111422 Floriculture production	8	66	\$2,275	-	-	\$0
NAICS 1119 Other crop farming	45	-	\$0	-	-	\$0
NAICS 11194 Hay farming	22	92	\$3,328	-	-	\$0
NAICS 111940 Hay farming	22	92	\$3,328	-	-	\$0
NAICS 11199 All other crop farming	23	-	\$0	-	-	\$0
NAICS 111991 Sugar beet farming	9	-	\$0	-	-	\$0
NAICS 111998 All other miscellaneous crop farming	14	54	\$3,350	-	-	\$0
NAICS 112 Animal production and aquaculture	996	8,538	\$4,078	14	127	\$3,805
NAICS 1121 Cattle ranching and farming	776	5,860	\$4,043	11	99	\$3,922
NAICS 11211 Beef cattle ranching and farming, including feedlots	733	5,182	\$4,056	11	99	\$3,922
NAICS 112111 Beef cattle ranching and farming	470	2,077	\$3,514	9	-	\$0
NAICS 112112 Cattle feedlots	263	3,106	\$4,420	2	-	\$0
NAICS 11212 Dairy cattle and milk production	43	678	\$3,935	-	-	\$0
NAICS 112120 Dairy cattle and milk production	43	678	\$3,935	-	-	\$0
NAICS 1122 Hog and pig farming	154	2,248	\$4,190	3	28	\$3,376
NAICS 11221 Hog and pig farming	154	2,248	\$4,190	3	28	\$3,376
NAICS 112210 Hog and pig farming	154	2,248	\$4,190	3	28	\$3,376
NAICS 1124 Sheep and goat farming	2	-	\$0	-	-	\$0
NAICS 11241 Sheep farming	2	-	\$0	-	-	\$0
NAICS 112410 Sheep farming	2	-	\$0	-	-	\$0
NAICS 1125 Aquaculture	6	-	\$0	-	-	\$0
NAICS 11251 Aquaculture	6	-	\$0	-	-	\$0
NAICS 112511 Finfish farming and fish hatcheries	6	-	\$0	-	-	\$0
NAICS 1129 Other animal production	30	140	\$3,995	-	-	\$0
NAICS 11291 Apiculture	4	-	\$0	-	-	\$0
NAICS 112910 Apiculture	4	-	\$0	-	-	\$0
NAICS 11292 Horses and other equine production	2	-	\$0	-	-	\$0
NAICS 112920 Horses and other equine production	2	-	\$0	-	-	\$0
NAICS 11299 All other animal production	24	126	\$4,017	-	-	\$0
NAICS 112990 All other animal production	24	126	\$4,017	-	-	\$0
NAICS 113 Forestry and logging	5	8	\$3,623	-	-	\$0
NAICS 1133 Logging	5	8	\$3,623	-	-	\$0
NAICS 11331 Logging	5	8	\$3,623	-	-	\$0
NAICS 113310 Logging	5	8	\$3,623	-	-	\$0
NAICS 114 Fishing, hunting and trapping	-	-	\$0	-	-	\$0
NAICS 1142 Hunting and trapping	-	-	\$0	-	-	\$0
NAICS 11421 Hunting and trapping	-	-	\$0	-	-	\$0
NAICS 114210 Hunting and trapping	-	-	\$0	-	-	\$0
NAICS 115 Support activities for agriculture and forestry	334	1,923	\$5,152	4	14	\$3,670
NAICS 1151 Support activities for crop production	286	1,597	\$5,378	4	14	\$3,670
NAICS 11511 Support activities for crop production	286	1,597	\$5,378	4	14	\$3,670
NAICS 115112 Soil preparation, planting, and cultivating	125	465	\$4,576	3	-	\$0
NAICS 115113 Crop harvesting, primarily by machine	42	137	\$4,411	-	-	\$0
NAICS 115114 Postharvest crop activities (except cotton ginning)	30	659	\$5,967	-	-	\$0
NAICS 115115 Farm labor contractors and crew leaders	11	32	\$5,196	-	-	\$0
NAICS 115116 Farm management services	78	304	\$5,794	1	-	\$0
NAICS 1152 Support activities for animal production	44	318	\$4,086	-	-	\$0
NAICS 11521 Support activities for animal production	44	318	\$4,086	-	-	\$0
NAICS 115210 Support activities for animal production	44	318	\$4,086	-	-	\$0
NAICS 1153 Support activities for forestry	4	8	\$2,669	-	-	\$0
NAICS 11531 Support activities for forestry	4	8	\$2,669	-	-	\$0
NAICS 115310 Support activities for forestry	4	8	\$2,669	-	-	\$0

United States Bureau of Labor Statistics. Quarterly Census of Employment and Wages. QCEW Data Files. Accessed: 6 December 2024.  
[www.bls.gov/cew/downloadable-data-files.htm](http://www.bls.gov/cew/downloadable-data-files.htm)

\* Quarterly Census of Employment and Wages (QCEW) are compiled from state unemployment insurance (UI) program reports. Data excludes self-employed owners, unpaid family members, and certain farm and domestic workers, including those who earned no wages during the entire applicable pay period.  
\*\* North American Industry Classification System (NAICS).




J. Hewlett-University of Wyoming, J.Tranel-Colorado State University,  
J. Parsons-University of Nebraska-Lincoln, and E. Dennis-University of Nebraska-Lincoln.

© All Rights Reserved.  
RightRisk.org. December 2024.

SECOND QUARTER, 2024 Bureau of Labor QCEW* Statistics - Average Values by NAICS** Industry, Private Ownership Only.	STATE: NEBRASKA			COUNTY: LANCASTER		
	2024-Q2 Average Establishments Count	2024-Q2 Average Employment Level	2024-Q2 Monthly Avg. Compensation	2024-Q2 Average Establishments Count	2024-Q2 Average Employment Level	2024-Q2 Monthly Avg. Compensation
	NAICS 11 Agriculture, forestry, fishing and hunting	2,586	15,327	\$4,125	55	-
NAICS 111 Crop production	1,251	4,858	\$3,809	21	141	\$3,124
NAICS 1111 Oilseed and grain farming	1,129	3,621	\$3,761	14	23	\$4,307
NAICS 11113 Dry pea and bean farming	-	-	\$0	-	-	\$0
NAICS 111130 Dry pea and bean farming	-	-	\$0	-	-	\$0
NAICS 11114 Wheat farming	6	15	\$3,649	-	-	\$0
NAICS 111140 Wheat farming	6	15	\$3,649	-	-	\$0
NAICS 11115 Corn farming	348	1,116	\$3,813	2	-	\$0
NAICS 111150 Corn farming	348	1,116	\$3,813	2	-	\$0
NAICS 11119 Other grain farming	769	2,476	\$3,740	12	-	\$0
NAICS 111191 Oilseed and grain combination farming	751	2,426	\$3,735	10	-	\$0
NAICS 111199 All other grain farming	18	50	\$3,883	2	-	\$0
NAICS 1112 Vegetable and melon farming	31	445	\$4,377	1	-	\$0
NAICS 11121 Vegetable and melon farming	31	445	\$4,377	1	-	\$0
NAICS 111211 Potato farming	16	316	\$4,749	-	-	\$0
NAICS 111219 Other vegetable (except potato) and melon farming	15	128	\$3,458	1	-	\$0
NAICS 1114 Greenhouse, nursery, and floriculture production	43	539	\$3,172	5	101	\$2,960
NAICS 11141 Food crops grown under cover	3	12	\$1,703	1	-	\$0
NAICS 111411 Mushroom production	-	-	\$0	-	-	\$0
NAICS 111419 Other food crops grown under cover	3	12	\$1,703	1	-	\$0
NAICS 11142 Nursery and floriculture production	40	527	\$3,207	4	-	\$0
NAICS 111421 Nursery and tree production	32	462	\$3,337	3	-	\$0
NAICS 111422 Floriculture production	8	66	\$2,275	1	-	\$0
NAICS 1119 Other crop farming	45	-	\$0	-	-	\$0
NAICS 11194 Hay farming	22	92	\$3,328	-	-	\$0
NAICS 111940 Hay farming	22	92	\$3,328	-	-	\$0
NAICS 11199 All other crop farming	23	-	\$0	-	-	\$0
NAICS 111991 Sugar beet farming	9	-	\$0	-	-	\$0
NAICS 111998 All other miscellaneous crop farming	14	54	\$3,350	-	-	\$0
NAICS 112 Animal production and aquaculture	996	8,538	\$4,078	14	-	\$0
NAICS 1121 Cattle ranching and farming	776	5,860	\$4,043	9	32	\$5,993
NAICS 11211 Beef cattle ranching and farming, including feedlots	733	5,182	\$4,056	8	-	\$0
NAICS 112111 Beef cattle ranching and farming	470	2,077	\$3,514	7	31	\$6,032
NAICS 112112 Cattle feedlots	263	3,106	\$4,420	1	-	\$0
NAICS 11212 Dairy cattle and milk production	43	678	\$3,935	1	-	\$0
NAICS 112120 Dairy cattle and milk production	43	678	\$3,935	1	-	\$0
NAICS 1122 Hog and pig farming	154	2,248	\$4,190	1	-	\$0
NAICS 11221 Hog and pig farming	154	2,248	\$4,190	1	-	\$0
NAICS 112210 Hog and pig farming	154	2,248	\$4,190	1	-	\$0
NAICS 1124 Sheep and goat farming	2	-	\$0	-	-	\$0
NAICS 11241 Sheep farming	2	-	\$0	-	-	\$0
NAICS 112410 Sheep farming	2	-	\$0	-	-	\$0
NAICS 1125 Aquaculture	6	-	\$0	-	-	\$0
NAICS 11251 Aquaculture	6	-	\$0	-	-	\$0
NAICS 112511 Finfish farming and fish hatcheries	6	-	\$0	-	-	\$0
NAICS 1129 Other animal production	30	140	\$3,995	1	-	\$0
NAICS 11291 Apiculture	4	-	\$0	-	-	\$0
NAICS 112910 Apiculture	4	-	\$0	-	-	\$0
NAICS 11292 Horses and other equine production	2	-	\$0	-	-	\$0
NAICS 112920 Horses and other equine production	2	-	\$0	-	-	\$0
NAICS 11299 All other animal production	24	126	\$4,017	1	-	\$0
NAICS 112990 All other animal production	24	126	\$4,017	1	-	\$0
NAICS 113 Forestry and logging	5	8	\$3,623	-	-	\$0
NAICS 1133 Logging	5	8	\$3,623	-	-	\$0
NAICS 11331 Logging	5	8	\$3,623	-	-	\$0
NAICS 113310 Logging	5	8	\$3,623	-	-	\$0
NAICS 114 Fishing, hunting and trapping	-	-	\$0	-	-	\$0
NAICS 1142 Hunting and trapping	-	-	\$0	-	-	\$0
NAICS 11421 Hunting and trapping	-	-	\$0	-	-	\$0
NAICS 114210 Hunting and trapping	-	-	\$0	-	-	\$0
NAICS 115 Support activities for agriculture and forestry	334	1,923	\$5,152	20	138	\$4,992
NAICS 1151 Support activities for crop production	286	1,597	\$5,378	15	-	\$0
NAICS 11511 Support activities for crop production	286	1,597	\$5,378	15	-	\$0
NAICS 115112 Soil preparation, planting, and cultivating	125	465	\$4,576	7	12	\$1,647
NAICS 115113 Crop harvesting, primarily by machine	42	137	\$4,411	-	-	\$0
NAICS 115114 Postharvest crop activities (except cotton ginning)	30	659	\$5,967	2	-	\$0
NAICS 115115 Farm labor contractors and crew leaders	11	32	\$5,196	1	-	\$0
NAICS 115116 Farm management services	78	304	\$5,794	5	9	\$4,468
NAICS 1152 Support activities for animal production	44	318	\$4,086	5	-	\$0
NAICS 11521 Support activities for animal production	44	318	\$4,086	5	-	\$0
NAICS 115210 Support activities for animal production	44	318	\$4,086	5	-	\$0
NAICS 1153 Support activities for forestry	4	8	\$2,669	-	-	\$0
NAICS 11531 Support activities for forestry	4	8	\$2,669	-	-	\$0
NAICS 115310 Support activities for forestry	4	8	\$2,669	-	-	\$0

United States Bureau of Labor Statistics. Quarterly Census of Employment and Wages. QCEW Data Files. Accessed: 6 December 2024.  
[www.bls.gov/cew/downloadable-data-files.htm](http://www.bls.gov/cew/downloadable-data-files.htm)

\* Quarterly Census of Employment and Wages (QCEW) are compiled from state unemployment insurance (UI) program reports. Data excludes self-employed owners, unpaid family members, and certain farm and domestic workers, including those who earned no wages during the entire applicable pay period.  
\*\* North American Industry Classification System (NAICS).



J. Hewlett-University of Wyoming, J.Tranel-Colorado State University,  
J. Parsons-University of Nebraska-Lincoln, and E. Dennis-University of Nebraska-Lincoln.

© All Rights Reserved.  
RightRisk.org. December 2024.

SECOND QUARTER, 2024 Bureau of Labor QCEW* Statistics - Average Values by NAICS** Industry, Private Ownership Only.	STATE: NEBRASKA			COUNTY: LINCOLN		
	2024-Q2 Average Establishments Count	2024-Q2 Average Employment Level	2024-Q2 Monthly Avg. Compensation	2024-Q2 Average Establishments Count	2024-Q2 Average Employment Level	2024-Q2 Monthly Avg. Compensation
	NAICS 11 Agriculture, forestry, fishing and hunting	2,586	15,327	\$4,125	53	430
NAICS 111 Crop production	1,251	4,858	\$3,809	24	116	\$3,350
NAICS 1111 Oilseed and grain farming	1,129	3,621	\$3,761	20	75	\$2,834
NAICS 11113 Dry pea and bean farming	-	-	\$0	-	-	\$0
NAICS 111130 Dry pea and bean farming	-	-	\$0	-	-	\$0
NAICS 11114 Wheat farming	6	15	\$3,649	-	-	\$0
NAICS 111140 Wheat farming	6	15	\$3,649	-	-	\$0
NAICS 11115 Corn farming	348	1,116	\$3,813	8	36	\$1,777
NAICS 111150 Corn farming	348	1,116	\$3,813	8	36	\$1,777
NAICS 11119 Other grain farming	769	2,476	\$3,740	12	39	\$3,792
NAICS 111191 Oilseed and grain combination farming	751	2,426	\$3,735	11	-	\$0
NAICS 111199 All other grain farming	18	50	\$3,883	1	-	\$0
NAICS 1112 Vegetable and melon farming	31	445	\$4,377	3	-	\$0
NAICS 11121 Vegetable and melon farming	31	445	\$4,377	3	-	\$0
NAICS 111211 Potato farming	16	316	\$4,749	2	-	\$0
NAICS 111219 Other vegetable (except potato) and melon farming	15	128	\$3,458	1	-	\$0
NAICS 1114 Greenhouse, nursery, and floriculture production	43	539	\$3,172	1	-	\$0
NAICS 11141 Food crops grown under cover	3	12	\$1,703	1	-	\$0
NAICS 111411 Mushroom production	-	-	\$0	-	-	\$0
NAICS 111419 Other food crops grown under cover	3	12	\$1,703	1	-	\$0
NAICS 11142 Nursery and floriculture production	40	527	\$3,207	-	-	\$0
NAICS 111421 Nursery and tree production	32	462	\$3,337	-	-	\$0
NAICS 111422 Floriculture production	8	66	\$2,275	-	-	\$0
NAICS 1119 Other crop farming	45	-	\$0	-	-	\$0
NAICS 11194 Hay farming	22	92	\$3,328	-	-	\$0
NAICS 111940 Hay farming	22	92	\$3,328	-	-	\$0
NAICS 11199 All other crop farming	23	-	\$0	-	-	\$0
NAICS 111991 Sugar beet farming	9	-	\$0	-	-	\$0
NAICS 111998 All other miscellaneous crop farming	14	54	\$3,350	-	-	\$0
NAICS 112 Animal production and aquaculture	996	8,538	\$4,078	23	292	\$4,143
NAICS 1121 Cattle ranching and farming	776	5,860	\$4,043	22	-	\$0
NAICS 11211 Beef cattle ranching and farming, including feedlots	733	5,182	\$4,056	22	-	\$0
NAICS 112111 Beef cattle ranching and farming	470	2,077	\$3,514	17	-	\$0
NAICS 112112 Cattle feedlots	263	3,106	\$4,420	5	227	\$4,429
NAICS 11212 Dairy cattle and milk production	43	678	\$3,935	-	-	\$0
NAICS 112120 Dairy cattle and milk production	43	678	\$3,935	-	-	\$0
NAICS 1122 Hog and pig farming	154	2,248	\$4,190	-	-	\$0
NAICS 11221 Hog and pig farming	154	2,248	\$4,190	-	-	\$0
NAICS 112210 Hog and pig farming	154	2,248	\$4,190	-	-	\$0
NAICS 1124 Sheep and goat farming	2	-	\$0	-	-	\$0
NAICS 11241 Sheep farming	2	-	\$0	-	-	\$0
NAICS 112410 Sheep farming	2	-	\$0	-	-	\$0
NAICS 1125 Aquaculture	6	-	\$0	-	-	\$0
NAICS 11251 Aquaculture	6	-	\$0	-	-	\$0
NAICS 112511 Finfish farming and fish hatcheries	6	-	\$0	-	-	\$0
NAICS 1129 Other animal production	30	140	\$3,995	1	-	\$0
NAICS 11291 Apiculture	4	-	\$0	-	-	\$0
NAICS 112910 Apiculture	4	-	\$0	-	-	\$0
NAICS 11292 Horses and other equine production	2	-	\$0	-	-	\$0
NAICS 112920 Horses and other equine production	2	-	\$0	-	-	\$0
NAICS 11299 All other animal production	24	126	\$4,017	1	-	\$0
NAICS 112990 All other animal production	24	126	\$4,017	1	-	\$0
NAICS 113 Forestry and logging	5	8	\$3,623	-	-	\$0
NAICS 1133 Logging	5	8	\$3,623	-	-	\$0
NAICS 11331 Logging	5	8	\$3,623	-	-	\$0
NAICS 113310 Logging	5	8	\$3,623	-	-	\$0
NAICS 114 Fishing, hunting and trapping	-	-	\$0	-	-	\$0
NAICS 1142 Hunting and trapping	-	-	\$0	-	-	\$0
NAICS 11421 Hunting and trapping	-	-	\$0	-	-	\$0
NAICS 114210 Hunting and trapping	-	-	\$0	-	-	\$0
NAICS 115 Support activities for agriculture and forestry	334	1,923	\$5,152	6	21	\$4,294
NAICS 1151 Support activities for crop production	286	1,597	\$5,378	5	-	\$0
NAICS 11511 Support activities for crop production	286	1,597	\$5,378	5	-	\$0
NAICS 115112 Soil preparation, planting, and cultivating	125	465	\$4,576	1	-	\$0
NAICS 115113 Crop harvesting, primarily by machine	42	137	\$4,411	-	-	\$0
NAICS 115114 Postharvest crop activities (except cotton ginning)	30	659	\$5,967	2	-	\$0
NAICS 115115 Farm labor contractors and crew leaders	11	32	\$5,196	-	-	\$0
NAICS 115116 Farm management services	78	304	\$5,794	2	-	\$0
NAICS 1152 Support activities for animal production	44	318	\$4,086	1	-	\$0
NAICS 11521 Support activities for animal production	44	318	\$4,086	1	-	\$0
NAICS 115210 Support activities for animal production	44	318	\$4,086	1	-	\$0
NAICS 1153 Support activities for forestry	4	8	\$2,669	-	-	\$0
NAICS 11531 Support activities for forestry	4	8	\$2,669	-	-	\$0
NAICS 115310 Support activities for forestry	4	8	\$2,669	-	-	\$0

United States Bureau of Labor Statistics. Quarterly Census of Employment and Wages. QCEW Data Files. Accessed: 6 December 2024.  
[www.bls.gov/cew/downloadable-data-files.htm](http://www.bls.gov/cew/downloadable-data-files.htm)

\* Quarterly Census of Employment and Wages (QCEW) are compiled from state unemployment insurance (UI) program reports. Data excludes self-employed owners, unpaid family members, and certain farm and domestic workers, including those who earned no wages during the entire applicable pay period.  
\*\* North American Industry Classification System (NAICS).



<https://RightRisk.org>

J. Hewlett-University of Wyoming, J.Tranel-Colorado State University,  
J. Parsons-University of Nebraska-Lincoln, and E. Dennis-University of Nebraska-Lincoln.

© All Rights Reserved.  
RightRisk.org. December 2024.



SECOND QUARTER, 2024 Bureau of Labor QCEW* Statistics - Average Values by NAICS** Industry, Private Ownership Only.	STATE: NEBRASKA			COUNTY: LOGAN		
	2024-Q2 Average Establishments Count	2024-Q2 Average Employment Level	2024-Q2 Monthly Avg. Compensation	2024-Q2 Average Establishments Count	2024-Q2 Average Employment Level	2024-Q2 Monthly Avg. Compensation
	NAICS 11 Agriculture, forestry, fishing and hunting	2,586	15,327	\$4,125	7	23
NAICS 111 Crop production	1,251	4,858	\$3,809	1	-	\$0
NAICS 1111 Oilseed and grain farming	1,129	3,621	\$3,761	1	-	\$0
NAICS 11113 Dry pea and bean farming	-	-	\$0	-	-	\$0
NAICS 111130 Dry pea and bean farming	-	-	\$0	-	-	\$0
NAICS 11114 Wheat farming	6	15	\$3,649	-	-	\$0
NAICS 111140 Wheat farming	6	15	\$3,649	-	-	\$0
NAICS 11115 Corn farming	348	1,116	\$3,813	1	-	\$0
NAICS 111150 Corn farming	348	1,116	\$3,813	1	-	\$0
NAICS 11119 Other grain farming	769	2,476	\$3,740	-	-	\$0
NAICS 111191 Oilseed and grain combination farming	751	2,426	\$3,735	-	-	\$0
NAICS 111199 All other grain farming	18	50	\$3,883	-	-	\$0
NAICS 1112 Vegetable and melon farming	31	445	\$4,377	-	-	\$0
NAICS 11121 Vegetable and melon farming	31	445	\$4,377	-	-	\$0
NAICS 111211 Potato farming	16	316	\$4,749	-	-	\$0
NAICS 111219 Other vegetable (except potato) and melon farming	15	128	\$3,458	-	-	\$0
NAICS 1114 Greenhouse, nursery, and floriculture production	43	539	\$3,172	-	-	\$0
NAICS 11141 Food crops grown under cover	3	12	\$1,703	-	-	\$0
NAICS 111411 Mushroom production	-	-	\$0	-	-	\$0
NAICS 111419 Other food crops grown under cover	3	12	\$1,703	-	-	\$0
NAICS 11142 Nursery and floriculture production	40	527	\$3,207	-	-	\$0
NAICS 111421 Nursery and tree production	32	462	\$3,337	-	-	\$0
NAICS 111422 Floriculture production	8	66	\$2,275	-	-	\$0
NAICS 1119 Other crop farming	45	-	\$0	-	-	\$0
NAICS 11194 Hay farming	22	92	\$3,328	-	-	\$0
NAICS 111940 Hay farming	22	92	\$3,328	-	-	\$0
NAICS 11199 All other crop farming	23	-	\$0	-	-	\$0
NAICS 111991 Sugar beet farming	9	-	\$0	-	-	\$0
NAICS 111998 All other miscellaneous crop farming	14	54	\$3,350	-	-	\$0
NAICS 112 Animal production and aquaculture	996	8,538	\$4,078	6	-	\$0
NAICS 1121 Cattle ranching and farming	776	5,860	\$4,043	6	-	\$0
NAICS 11211 Beef cattle ranching and farming, including feedlots	733	5,182	\$4,056	6	-	\$0
NAICS 112111 Beef cattle ranching and farming	470	2,077	\$3,514	6	-	\$0
NAICS 112112 Cattle feedlots	263	3,106	\$4,420	-	-	\$0
NAICS 11212 Dairy cattle and milk production	43	678	\$3,935	-	-	\$0
NAICS 112120 Dairy cattle and milk production	43	678	\$3,935	-	-	\$0
NAICS 1122 Hog and pig farming	154	2,248	\$4,190	-	-	\$0
NAICS 11221 Hog and pig farming	154	2,248	\$4,190	-	-	\$0
NAICS 112210 Hog and pig farming	154	2,248	\$4,190	-	-	\$0
NAICS 1124 Sheep and goat farming	2	-	\$0	-	-	\$0
NAICS 11241 Sheep farming	2	-	\$0	-	-	\$0
NAICS 112410 Sheep farming	2	-	\$0	-	-	\$0
NAICS 1125 Aquaculture	6	-	\$0	-	-	\$0
NAICS 11251 Aquaculture	6	-	\$0	-	-	\$0
NAICS 112511 Finfish farming and fish hatcheries	6	-	\$0	-	-	\$0
NAICS 1129 Other animal production	30	140	\$3,995	-	-	\$0
NAICS 11291 Apiculture	4	-	\$0	-	-	\$0
NAICS 112910 Apiculture	4	-	\$0	-	-	\$0
NAICS 11292 Horses and other equine production	2	-	\$0	-	-	\$0
NAICS 112920 Horses and other equine production	2	-	\$0	-	-	\$0
NAICS 11299 All other animal production	24	126	\$4,017	-	-	\$0
NAICS 112990 All other animal production	24	126	\$4,017	-	-	\$0
NAICS 113 Forestry and logging	5	8	\$3,623	-	-	\$0
NAICS 1133 Logging	5	8	\$3,623	-	-	\$0
NAICS 11331 Logging	5	8	\$3,623	-	-	\$0
NAICS 113310 Logging	5	8	\$3,623	-	-	\$0
NAICS 114 Fishing, hunting and trapping	-	-	\$0	-	-	\$0
NAICS 1142 Hunting and trapping	-	-	\$0	-	-	\$0
NAICS 11421 Hunting and trapping	-	-	\$0	-	-	\$0
NAICS 114210 Hunting and trapping	-	-	\$0	-	-	\$0
NAICS 115 Support activities for agriculture and forestry	334	1,923	\$5,152	-	-	\$0
NAICS 1151 Support activities for crop production	286	1,597	\$5,378	-	-	\$0
NAICS 11511 Support activities for crop production	286	1,597	\$5,378	-	-	\$0
NAICS 115112 Soil preparation, planting, and cultivating	125	465	\$4,576	-	-	\$0
NAICS 115113 Crop harvesting, primarily by machine	42	137	\$4,411	-	-	\$0
NAICS 115114 Postharvest crop activities (except cotton ginning)	30	659	\$5,967	-	-	\$0
NAICS 115115 Farm labor contractors and crew leaders	11	32	\$5,196	-	-	\$0
NAICS 115116 Farm management services	78	304	\$5,794	-	-	\$0
NAICS 1152 Support activities for animal production	44	318	\$4,086	-	-	\$0
NAICS 11521 Support activities for animal production	44	318	\$4,086	-	-	\$0
NAICS 115210 Support activities for animal production	44	318	\$4,086	-	-	\$0
NAICS 1153 Support activities for forestry	4	8	\$2,669	-	-	\$0
NAICS 11531 Support activities for forestry	4	8	\$2,669	-	-	\$0
NAICS 115310 Support activities for forestry	4	8	\$2,669	-	-	\$0

United States Bureau of Labor Statistics. Quarterly Census of Employment and Wages. QCEW Data Files. Accessed: 6 December 2024.  
[www.bls.gov/cew/downloadable-data-files.htm](http://www.bls.gov/cew/downloadable-data-files.htm)

\* Quarterly Census of Employment and Wages (QCEW) are compiled from state unemployment insurance (UI) program reports. Data excludes self-employed owners, unpaid family members, and certain farm and domestic workers, including those who earned no wages during the entire applicable pay period.  
\*\* North American Industry Classification System (NAICS).



J. Hewlett-University of Wyoming, J.Tranel-Colorado State University,  
J. Parsons-University of Nebraska-Lincoln, and E. Dennis-University of Nebraska-Lincoln.

© All Rights Reserved.  
RightRisk.org. December 2024.

SECOND QUARTER, 2024 Bureau of Labor QCEW* Statistics - Average Values by NAICS** Industry, Private Ownership Only.	STATE: NEBRASKA			COUNTY: LOUP		
	2024-Q2 Average Establishments Count	2024-Q2 Average Employment Level	2024-Q2 Monthly Avg. Compensation	2024-Q2 Average Establishments Count	2024-Q2 Average Employment Level	2024-Q2 Monthly Avg. Compensation
	NAICS 11 Agriculture, forestry, fishing and hunting	2,586	15,327	\$4,125	5	15
NAICS 111 Crop production	1,251	4,858	\$3,809	-	-	\$0
NAICS 1111 Oilseed and grain farming	1,129	3,621	\$3,761	-	-	\$0
NAICS 11113 Dry pea and bean farming	-	-	\$0	-	-	\$0
NAICS 111130 Dry pea and bean farming	-	-	\$0	-	-	\$0
NAICS 11114 Wheat farming	6	15	\$3,649	-	-	\$0
NAICS 111140 Wheat farming	6	15	\$3,649	-	-	\$0
NAICS 11115 Corn farming	348	1,116	\$3,813	-	-	\$0
NAICS 111150 Corn farming	348	1,116	\$3,813	-	-	\$0
NAICS 11119 Other grain farming	769	2,476	\$3,740	-	-	\$0
NAICS 111191 Oilseed and grain combination farming	751	2,426	\$3,735	-	-	\$0
NAICS 111199 All other grain farming	18	50	\$3,883	-	-	\$0
NAICS 1112 Vegetable and melon farming	31	445	\$4,377	-	-	\$0
NAICS 11121 Vegetable and melon farming	31	445	\$4,377	-	-	\$0
NAICS 111211 Potato farming	16	316	\$4,749	-	-	\$0
NAICS 111219 Other vegetable (except potato) and melon farming	15	128	\$3,458	-	-	\$0
NAICS 1114 Greenhouse, nursery, and floriculture production	43	539	\$3,172	-	-	\$0
NAICS 11141 Food crops grown under cover	3	12	\$1,703	-	-	\$0
NAICS 111411 Mushroom production	-	-	\$0	-	-	\$0
NAICS 111419 Other food crops grown under cover	3	12	\$1,703	-	-	\$0
NAICS 11142 Nursery and floriculture production	40	527	\$3,207	-	-	\$0
NAICS 111421 Nursery and tree production	32	462	\$3,337	-	-	\$0
NAICS 111422 Floriculture production	8	66	\$2,275	-	-	\$0
NAICS 1119 Other crop farming	45	-	\$0	-	-	\$0
NAICS 11194 Hay farming	22	92	\$3,328	-	-	\$0
NAICS 111940 Hay farming	22	92	\$3,328	-	-	\$0
NAICS 11199 All other crop farming	23	-	\$0	-	-	\$0
NAICS 111991 Sugar beet farming	9	-	\$0	-	-	\$0
NAICS 111998 All other miscellaneous crop farming	14	54	\$3,350	-	-	\$0
NAICS 112 Animal production and aquaculture	996	8,538	\$4,078	5	15	\$3,640
NAICS 1121 Cattle ranching and farming	776	5,860	\$4,043	5	15	\$3,640
NAICS 11211 Beef cattle ranching and farming, including feedlots	733	5,182	\$4,056	5	15	\$3,640
NAICS 112111 Beef cattle ranching and farming	470	2,077	\$3,514	5	15	\$3,640
NAICS 112112 Cattle feedlots	263	3,106	\$4,420	-	-	\$0
NAICS 11212 Dairy cattle and milk production	43	678	\$3,935	-	-	\$0
NAICS 112120 Dairy cattle and milk production	43	678	\$3,935	-	-	\$0
NAICS 1122 Hog and pig farming	154	2,248	\$4,190	-	-	\$0
NAICS 11221 Hog and pig farming	154	2,248	\$4,190	-	-	\$0
NAICS 112210 Hog and pig farming	154	2,248	\$4,190	-	-	\$0
NAICS 1124 Sheep and goat farming	2	-	\$0	-	-	\$0
NAICS 11241 Sheep farming	2	-	\$0	-	-	\$0
NAICS 112410 Sheep farming	2	-	\$0	-	-	\$0
NAICS 1125 Aquaculture	6	-	\$0	-	-	\$0
NAICS 11251 Aquaculture	6	-	\$0	-	-	\$0
NAICS 112511 Finfish farming and fish hatcheries	6	-	\$0	-	-	\$0
NAICS 1129 Other animal production	30	140	\$3,995	-	-	\$0
NAICS 11291 Apiculture	4	-	\$0	-	-	\$0
NAICS 112910 Apiculture	4	-	\$0	-	-	\$0
NAICS 11292 Horses and other equine production	2	-	\$0	-	-	\$0
NAICS 112920 Horses and other equine production	2	-	\$0	-	-	\$0
NAICS 11299 All other animal production	24	126	\$4,017	-	-	\$0
NAICS 112990 All other animal production	24	126	\$4,017	-	-	\$0
NAICS 113 Forestry and logging	5	8	\$3,623	-	-	\$0
NAICS 1133 Logging	5	8	\$3,623	-	-	\$0
NAICS 11331 Logging	5	8	\$3,623	-	-	\$0
NAICS 113310 Logging	5	8	\$3,623	-	-	\$0
NAICS 114 Fishing, hunting and trapping	-	-	\$0	-	-	\$0
NAICS 1142 Hunting and trapping	-	-	\$0	-	-	\$0
NAICS 11421 Hunting and trapping	-	-	\$0	-	-	\$0
NAICS 114210 Hunting and trapping	-	-	\$0	-	-	\$0
NAICS 115 Support activities for agriculture and forestry	334	1,923	\$5,152	-	-	\$0
NAICS 1151 Support activities for crop production	286	1,597	\$5,378	-	-	\$0
NAICS 11511 Support activities for crop production	286	1,597	\$5,378	-	-	\$0
NAICS 115112 Soil preparation, planting, and cultivating	125	465	\$4,576	-	-	\$0
NAICS 115113 Crop harvesting, primarily by machine	42	137	\$4,411	-	-	\$0
NAICS 115114 Postharvest crop activities (except cotton ginning)	30	659	\$5,967	-	-	\$0
NAICS 115115 Farm labor contractors and crew leaders	11	32	\$5,196	-	-	\$0
NAICS 115116 Farm management services	78	304	\$5,794	-	-	\$0
NAICS 1152 Support activities for animal production	44	318	\$4,086	-	-	\$0
NAICS 11521 Support activities for animal production	44	318	\$4,086	-	-	\$0
NAICS 115210 Support activities for animal production	44	318	\$4,086	-	-	\$0
NAICS 1153 Support activities for forestry	4	8	\$2,669	-	-	\$0
NAICS 11531 Support activities for forestry	4	8	\$2,669	-	-	\$0
NAICS 115310 Support activities for forestry	4	8	\$2,669	-	-	\$0

United States Bureau of Labor Statistics. Quarterly Census of Employment and Wages. QCEW Data Files. Accessed: 6 December 2024.  
[www.bls.gov/cew/downloadable-data-files.htm](http://www.bls.gov/cew/downloadable-data-files.htm)

\* Quarterly Census of Employment and Wages (QCEW) are compiled from state unemployment insurance (UI) program reports. Data excludes self-employed owners, unpaid family members, and certain farm and domestic workers, including those who earned no wages during the entire applicable pay period.  
\*\* North American Industry Classification System (NAICS).



J. Hewlett-University of Wyoming, J.Tranel-Colorado State University,  
J. Parsons-University of Nebraska-Lincoln, and E. Dennis-University of Nebraska-Lincoln.

© All Rights Reserved.  
RightRisk.org. December 2024.

SECOND QUARTER, 2024 Bureau of Labor QCEW* Statistics - Average Values by NAICS** Industry, Private Ownership Only.	STATE: NEBRASKA			COUNTY: MADISON		
	2024-Q2 Average Establishments Count	2024-Q2 Average Employment Level	2024-Q2 Monthly Avg. Compensation	2024-Q2 Average Establishments Count	2024-Q2 Average Employment Level	2024-Q2 Monthly Avg. Compensation
	NAICS 11 Agriculture, forestry, fishing and hunting	2,586	15,327	\$4,125	25	-
NAICS 111 Crop production	1,251	4,858	\$3,809	10	41	\$2,682
NAICS 1111 Oilseed and grain farming	1,129	3,621	\$3,761	9	-	\$0
NAICS 11113 Dry pea and bean farming	-	-	\$0	-	-	\$0
NAICS 111130 Dry pea and bean farming	-	-	\$0	-	-	\$0
NAICS 11114 Wheat farming	6	15	\$3,649	-	-	\$0
NAICS 111140 Wheat farming	6	15	\$3,649	-	-	\$0
NAICS 11115 Corn farming	348	1,116	\$3,813	2	-	\$0
NAICS 111150 Corn farming	348	1,116	\$3,813	2	-	\$0
NAICS 11119 Other grain farming	769	2,476	\$3,740	7	21	\$3,592
NAICS 111191 Oilseed and grain combination farming	751	2,426	\$3,735	7	21	\$3,592
NAICS 111199 All other grain farming	18	50	\$3,883	-	-	\$0
NAICS 1112 Vegetable and melon farming	31	445	\$4,377	-	-	\$0
NAICS 11121 Vegetable and melon farming	31	445	\$4,377	-	-	\$0
NAICS 111211 Potato farming	16	316	\$4,749	-	-	\$0
NAICS 111219 Other vegetable (except potato) and melon farming	15	128	\$3,458	-	-	\$0
NAICS 1114 Greenhouse, nursery, and floriculture production	43	539	\$3,172	1	-	\$0
NAICS 11141 Food crops grown under cover	3	12	\$1,703	-	-	\$0
NAICS 111411 Mushroom production	-	-	\$0	-	-	\$0
NAICS 111419 Other food crops grown under cover	3	12	\$1,703	-	-	\$0
NAICS 11142 Nursery and floriculture production	40	527	\$3,207	1	-	\$0
NAICS 111421 Nursery and tree production	32	462	\$3,337	1	-	\$0
NAICS 111422 Floriculture production	8	66	\$2,275	-	-	\$0
NAICS 1119 Other crop farming	45	-	\$0	-	-	\$0
NAICS 11194 Hay farming	22	92	\$3,328	-	-	\$0
NAICS 111940 Hay farming	22	92	\$3,328	-	-	\$0
NAICS 11199 All other crop farming	23	-	\$0	-	-	\$0
NAICS 111991 Sugar beet farming	9	-	\$0	-	-	\$0
NAICS 111998 All other miscellaneous crop farming	14	54	\$3,350	-	-	\$0
NAICS 112 Animal production and aquaculture	996	8,538	\$4,078	10	84	\$4,320
NAICS 1121 Cattle ranching and farming	776	5,860	\$4,043	9	-	\$0
NAICS 11211 Beef cattle ranching and farming, including feedlots	733	5,182	\$4,056	7	70	\$4,658
NAICS 112111 Beef cattle ranching and farming	470	2,077	\$3,514	3	11	\$3,571
NAICS 112112 Cattle feedlots	263	3,106	\$4,420	4	59	\$4,858
NAICS 11212 Dairy cattle and milk production	43	678	\$3,935	2	-	\$0
NAICS 112120 Dairy cattle and milk production	43	678	\$3,935	2	-	\$0
NAICS 1122 Hog and pig farming	154	2,248	\$4,190	-	-	\$0
NAICS 11221 Hog and pig farming	154	2,248	\$4,190	-	-	\$0
NAICS 112210 Hog and pig farming	154	2,248	\$4,190	-	-	\$0
NAICS 1124 Sheep and goat farming	2	-	\$0	-	-	\$0
NAICS 11241 Sheep farming	2	-	\$0	-	-	\$0
NAICS 112410 Sheep farming	2	-	\$0	-	-	\$0
NAICS 1125 Aquaculture	6	-	\$0	-	-	\$0
NAICS 11251 Aquaculture	6	-	\$0	-	-	\$0
NAICS 112511 Finfish farming and fish hatcheries	6	-	\$0	-	-	\$0
NAICS 1129 Other animal production	30	140	\$3,995	-	-	\$0
NAICS 11291 Apiculture	4	-	\$0	-	-	\$0
NAICS 112910 Apiculture	4	-	\$0	-	-	\$0
NAICS 11292 Horses and other equine production	2	-	\$0	-	-	\$0
NAICS 112920 Horses and other equine production	2	-	\$0	-	-	\$0
NAICS 11299 All other animal production	24	126	\$4,017	-	-	\$0
NAICS 112990 All other animal production	24	126	\$4,017	-	-	\$0
NAICS 113 Forestry and logging	5	8	\$3,623	1	-	\$0
NAICS 1133 Logging	5	8	\$3,623	1	-	\$0
NAICS 11331 Logging	5	8	\$3,623	1	-	\$0
NAICS 113310 Logging	5	8	\$3,623	1	-	\$0
NAICS 114 Fishing, hunting and trapping	-	-	\$0	-	-	\$0
NAICS 1142 Hunting and trapping	-	-	\$0	-	-	\$0
NAICS 11421 Hunting and trapping	-	-	\$0	-	-	\$0
NAICS 114210 Hunting and trapping	-	-	\$0	-	-	\$0
NAICS 115 Support activities for agriculture and forestry	334	1,923	\$5,152	4	-	\$0
NAICS 1151 Support activities for crop production	286	1,597	\$5,378	4	-	\$0
NAICS 11511 Support activities for crop production	286	1,597	\$5,378	4	-	\$0
NAICS 115112 Soil preparation, planting, and cultivating	125	465	\$4,576	1	-	\$0
NAICS 115113 Crop harvesting, primarily by machine	42	137	\$4,411	1	-	\$0
NAICS 115114 Postharvest crop activities (except cotton ginning)	30	659	\$5,967	-	-	\$0
NAICS 115115 Farm labor contractors and crew leaders	11	32	\$5,196	-	-	\$0
NAICS 115116 Farm management services	78	304	\$5,794	2	-	\$0
NAICS 1152 Support activities for animal production	44	318	\$4,086	-	-	\$0
NAICS 11521 Support activities for animal production	44	318	\$4,086	-	-	\$0
NAICS 115210 Support activities for animal production	44	318	\$4,086	-	-	\$0
NAICS 1153 Support activities for forestry	4	8	\$2,669	-	-	\$0
NAICS 11531 Support activities for forestry	4	8	\$2,669	-	-	\$0
NAICS 115310 Support activities for forestry	4	8	\$2,669	-	-	\$0

United States Bureau of Labor Statistics. Quarterly Census of Employment and Wages. QCEW Data Files. Accessed: 6 December 2024.  
[www.bls.gov/cew/downloadable-data-files.htm](http://www.bls.gov/cew/downloadable-data-files.htm)

\* Quarterly Census of Employment and Wages (QCEW) are compiled from state unemployment insurance (UI) program reports. Data excludes self-employed owners, unpaid family members, and certain farm and domestic workers, including those who earned no wages during the entire applicable pay period.  
\*\* North American Industry Classification System (NAICS).



J. Hewlett-University of Wyoming, J.Tranel-Colorado State University,  
J. Parsons-University of Nebraska-Lincoln, and E. Dennis-University of Nebraska-Lincoln.

© All Rights Reserved.  
RightRisk.org. December 2024.



SECOND QUARTER, 2024 Bureau of Labor QCEW* Statistics - Average Values by NAICS** Industry, Private Ownership Only.	STATE: NEBRASKA			COUNTY: MCPHERSON		
	2024-Q2 Average Establishments Count	2024-Q2 Average Employment Level	2024-Q2 Monthly Avg. Compensation	2024-Q2 Average Establishments Count	2024-Q2 Average Employment Level	2024-Q2 Monthly Avg. Compensation
	NAICS 11 Agriculture, forestry, fishing and hunting	2,586	15,327	\$4,125	-	-
NAICS 111 Crop production	1,251	4,858	\$3,809	-	-	\$0
NAICS 1111 Oilseed and grain farming	1,129	3,621	\$3,761	-	-	\$0
NAICS 11113 Dry pea and bean farming	-	-	\$0	-	-	\$0
NAICS 111130 Dry pea and bean farming	-	-	\$0	-	-	\$0
NAICS 11114 Wheat farming	6	15	\$3,649	-	-	\$0
NAICS 111140 Wheat farming	6	15	\$3,649	-	-	\$0
NAICS 11115 Corn farming	348	1,116	\$3,813	-	-	\$0
NAICS 111150 Corn farming	348	1,116	\$3,813	-	-	\$0
NAICS 11119 Other grain farming	769	2,476	\$3,740	-	-	\$0
NAICS 111191 Oilseed and grain combination farming	751	2,426	\$3,735	-	-	\$0
NAICS 111199 All other grain farming	18	50	\$3,883	-	-	\$0
NAICS 1112 Vegetable and melon farming	31	445	\$4,377	-	-	\$0
NAICS 11121 Vegetable and melon farming	31	445	\$4,377	-	-	\$0
NAICS 111211 Potato farming	16	316	\$4,749	-	-	\$0
NAICS 111219 Other vegetable (except potato) and melon farming	15	128	\$3,458	-	-	\$0
NAICS 1114 Greenhouse, nursery, and floriculture production	43	539	\$3,172	-	-	\$0
NAICS 11141 Food crops grown under cover	3	12	\$1,703	-	-	\$0
NAICS 111411 Mushroom production	-	-	\$0	-	-	\$0
NAICS 111419 Other food crops grown under cover	3	12	\$1,703	-	-	\$0
NAICS 11142 Nursery and floriculture production	40	527	\$3,207	-	-	\$0
NAICS 111421 Nursery and tree production	32	462	\$3,337	-	-	\$0
NAICS 111422 Floriculture production	8	66	\$2,275	-	-	\$0
NAICS 1119 Other crop farming	45	-	\$0	-	-	\$0
NAICS 11194 Hay farming	22	92	\$3,328	-	-	\$0
NAICS 111940 Hay farming	22	92	\$3,328	-	-	\$0
NAICS 11199 All other crop farming	23	-	\$0	-	-	\$0
NAICS 111991 Sugar beet farming	9	-	\$0	-	-	\$0
NAICS 111998 All other miscellaneous crop farming	14	54	\$3,350	-	-	\$0
NAICS 112 Animal production and aquaculture	996	8,538	\$4,078	-	-	\$0
NAICS 1121 Cattle ranching and farming	776	5,860	\$4,043	-	-	\$0
NAICS 11211 Beef cattle ranching and farming, including feedlots	733	5,182	\$4,056	-	-	\$0
NAICS 112111 Beef cattle ranching and farming	470	2,077	\$3,514	-	-	\$0
NAICS 112112 Cattle feedlots	263	3,106	\$4,420	-	-	\$0
NAICS 11212 Dairy cattle and milk production	43	678	\$3,935	-	-	\$0
NAICS 112120 Dairy cattle and milk production	43	678	\$3,935	-	-	\$0
NAICS 1122 Hog and pig farming	154	2,248	\$4,190	-	-	\$0
NAICS 11221 Hog and pig farming	154	2,248	\$4,190	-	-	\$0
NAICS 112210 Hog and pig farming	154	2,248	\$4,190	-	-	\$0
NAICS 1124 Sheep and goat farming	2	-	\$0	-	-	\$0
NAICS 11241 Sheep farming	2	-	\$0	-	-	\$0
NAICS 112410 Sheep farming	2	-	\$0	-	-	\$0
NAICS 1125 Aquaculture	6	-	\$0	-	-	\$0
NAICS 11251 Aquaculture	6	-	\$0	-	-	\$0
NAICS 112511 Finfish farming and fish hatcheries	6	-	\$0	-	-	\$0
NAICS 1129 Other animal production	30	140	\$3,995	-	-	\$0
NAICS 11291 Apiculture	4	-	\$0	-	-	\$0
NAICS 112910 Apiculture	4	-	\$0	-	-	\$0
NAICS 11292 Horses and other equine production	2	-	\$0	-	-	\$0
NAICS 112920 Horses and other equine production	2	-	\$0	-	-	\$0
NAICS 11299 All other animal production	24	126	\$4,017	-	-	\$0
NAICS 112990 All other animal production	24	126	\$4,017	-	-	\$0
NAICS 113 Forestry and logging	5	8	\$3,623	-	-	\$0
NAICS 1133 Logging	5	8	\$3,623	-	-	\$0
NAICS 11331 Logging	5	8	\$3,623	-	-	\$0
NAICS 113310 Logging	5	8	\$3,623	-	-	\$0
NAICS 114 Fishing, hunting and trapping	-	-	\$0	-	-	\$0
NAICS 1142 Hunting and trapping	-	-	\$0	-	-	\$0
NAICS 11421 Hunting and trapping	-	-	\$0	-	-	\$0
NAICS 114210 Hunting and trapping	-	-	\$0	-	-	\$0
NAICS 115 Support activities for agriculture and forestry	334	1,923	\$5,152	-	-	\$0
NAICS 1151 Support activities for crop production	286	1,597	\$5,378	-	-	\$0
NAICS 11511 Support activities for crop production	286	1,597	\$5,378	-	-	\$0
NAICS 115112 Soil preparation, planting, and cultivating	125	465	\$4,576	-	-	\$0
NAICS 115113 Crop harvesting, primarily by machine	42	137	\$4,411	-	-	\$0
NAICS 115114 Postharvest crop activities (except cotton ginning)	30	659	\$5,967	-	-	\$0
NAICS 115115 Farm labor contractors and crew leaders	11	32	\$5,196	-	-	\$0
NAICS 115116 Farm management services	78	304	\$5,794	-	-	\$0
NAICS 1152 Support activities for animal production	44	318	\$4,086	-	-	\$0
NAICS 11521 Support activities for animal production	44	318	\$4,086	-	-	\$0
NAICS 115210 Support activities for animal production	44	318	\$4,086	-	-	\$0
NAICS 1153 Support activities for forestry	4	8	\$2,669	-	-	\$0
NAICS 11531 Support activities for forestry	4	8	\$2,669	-	-	\$0
NAICS 115310 Support activities for forestry	4	8	\$2,669	-	-	\$0

United States Bureau of Labor Statistics. Quarterly Census of Employment and Wages. QCEW Data Files. Accessed: 6 December 2024.  
[www.bls.gov/cew/downloadable-data-files.htm](http://www.bls.gov/cew/downloadable-data-files.htm)

\* Quarterly Census of Employment and Wages (QCEW) are compiled from state unemployment insurance (UI) program reports. Data excludes self-employed owners, unpaid family members, and certain farm and domestic workers, including those who earned no wages during the entire applicable pay period.  
\*\* North American Industry Classification System (NAICS).



J. Hewlett-University of Wyoming, J.Tranel-Colorado State University,  
J. Parsons-University of Nebraska-Lincoln, and E. Dennis-University of Nebraska-Lincoln.

© All Rights Reserved.  
RightRisk.org. December 2024.

SECOND QUARTER, 2024 Bureau of Labor QCEW* Statistics - Average Values by NAICS** Industry, Private Ownership Only.	STATE: NEBRASKA			COUNTY: MERRICK		
	2024-Q2 Average Establishments Count	2024-Q2 Average Employment Level	2024-Q2 Monthly Avg. Compensation	2024-Q2 Average Establishments Count	2024-Q2 Average Employment Level	2024-Q2 Monthly Avg. Compensation
	NAICS 11 Agriculture, forestry, fishing and hunting	2,586	15,327	\$4,125	26	-
NAICS 111 Crop production	1,251	4,858	\$3,809	18	62	\$2,856
NAICS 1111 Oilseed and grain farming	1,129	3,621	\$3,761	17	-	\$0
NAICS 11113 Dry pea and bean farming	-	-	\$0	-	-	\$0
NAICS 111130 Dry pea and bean farming	-	-	\$0	-	-	\$0
NAICS 11114 Wheat farming	6	15	\$3,649	-	-	\$0
NAICS 111140 Wheat farming	6	15	\$3,649	-	-	\$0
NAICS 11115 Corn farming	348	1,116	\$3,813	5	-	\$0
NAICS 111150 Corn farming	348	1,116	\$3,813	5	-	\$0
NAICS 11119 Other grain farming	769	2,476	\$3,740	12	33	\$3,276
NAICS 111191 Oilseed and grain combination farming	751	2,426	\$3,735	12	33	\$3,276
NAICS 111199 All other grain farming	18	50	\$3,883	-	-	\$0
NAICS 1112 Vegetable and melon farming	31	445	\$4,377	-	-	\$0
NAICS 11121 Vegetable and melon farming	31	445	\$4,377	-	-	\$0
NAICS 111211 Potato farming	16	316	\$4,749	-	-	\$0
NAICS 111219 Other vegetable (except potato) and melon farming	15	128	\$3,458	-	-	\$0
NAICS 1114 Greenhouse, nursery, and floriculture production	43	539	\$3,172	1	-	\$0
NAICS 11141 Food crops grown under cover	3	12	\$1,703	-	-	\$0
NAICS 111411 Mushroom production	-	-	\$0	-	-	\$0
NAICS 111419 Other food crops grown under cover	3	12	\$1,703	-	-	\$0
NAICS 11142 Nursery and floriculture production	40	527	\$3,207	1	-	\$0
NAICS 111421 Nursery and tree production	32	462	\$3,337	-	-	\$0
NAICS 111422 Floriculture production	8	66	\$2,275	1	-	\$0
NAICS 1119 Other crop farming	45	-	\$0	-	-	\$0
NAICS 11194 Hay farming	22	92	\$3,328	-	-	\$0
NAICS 111940 Hay farming	22	92	\$3,328	-	-	\$0
NAICS 11199 All other crop farming	23	-	\$0	-	-	\$0
NAICS 111991 Sugar beet farming	9	-	\$0	-	-	\$0
NAICS 111998 All other miscellaneous crop farming	14	54	\$3,350	-	-	\$0
NAICS 112 Animal production and aquaculture	996	8,538	\$4,078	6	58	\$4,082
NAICS 1121 Cattle ranching and farming	776	5,860	\$4,043	5	-	\$0
NAICS 11211 Beef cattle ranching and farming, including feedlots	733	5,182	\$4,056	5	-	\$0
NAICS 112111 Beef cattle ranching and farming	470	2,077	\$3,514	2	-	\$0
NAICS 112112 Cattle feedlots	263	3,106	\$4,420	3	-	\$0
NAICS 11212 Dairy cattle and milk production	43	678	\$3,935	-	-	\$0
NAICS 112120 Dairy cattle and milk production	43	678	\$3,935	-	-	\$0
NAICS 1122 Hog and pig farming	154	2,248	\$4,190	1	-	\$0
NAICS 11221 Hog and pig farming	154	2,248	\$4,190	1	-	\$0
NAICS 112210 Hog and pig farming	154	2,248	\$4,190	1	-	\$0
NAICS 1124 Sheep and goat farming	2	-	\$0	-	-	\$0
NAICS 11241 Sheep farming	2	-	\$0	-	-	\$0
NAICS 112410 Sheep farming	2	-	\$0	-	-	\$0
NAICS 1125 Aquaculture	6	-	\$0	-	-	\$0
NAICS 11251 Aquaculture	6	-	\$0	-	-	\$0
NAICS 112511 Finfish farming and fish hatcheries	6	-	\$0	-	-	\$0
NAICS 1129 Other animal production	30	140	\$3,995	-	-	\$0
NAICS 11291 Apiculture	4	-	\$0	-	-	\$0
NAICS 112910 Apiculture	4	-	\$0	-	-	\$0
NAICS 11292 Horses and other equine production	2	-	\$0	-	-	\$0
NAICS 112920 Horses and other equine production	2	-	\$0	-	-	\$0
NAICS 11299 All other animal production	24	126	\$4,017	-	-	\$0
NAICS 112990 All other animal production	24	126	\$4,017	-	-	\$0
NAICS 113 Forestry and logging	5	8	\$3,623	-	-	\$0
NAICS 1133 Logging	5	8	\$3,623	-	-	\$0
NAICS 11331 Logging	5	8	\$3,623	-	-	\$0
NAICS 113310 Logging	5	8	\$3,623	-	-	\$0
NAICS 114 Fishing, hunting and trapping	-	-	\$0	-	-	\$0
NAICS 1142 Hunting and trapping	-	-	\$0	-	-	\$0
NAICS 11421 Hunting and trapping	-	-	\$0	-	-	\$0
NAICS 114210 Hunting and trapping	-	-	\$0	-	-	\$0
NAICS 115 Support activities for agriculture and forestry	334	1,923	\$5,152	2	-	\$0
NAICS 1151 Support activities for crop production	286	1,597	\$5,378	2	-	\$0
NAICS 11511 Support activities for crop production	286	1,597	\$5,378	2	-	\$0
NAICS 115112 Soil preparation, planting, and cultivating	125	465	\$4,576	1	-	\$0
NAICS 115113 Crop harvesting, primarily by machine	42	137	\$4,411	-	-	\$0
NAICS 115114 Postharvest crop activities (except cotton ginning)	30	659	\$5,967	1	-	\$0
NAICS 115115 Farm labor contractors and crew leaders	11	32	\$5,196	-	-	\$0
NAICS 115116 Farm management services	78	304	\$5,794	-	-	\$0
NAICS 1152 Support activities for animal production	44	318	\$4,086	-	-	\$0
NAICS 11521 Support activities for animal production	44	318	\$4,086	-	-	\$0
NAICS 115210 Support activities for animal production	44	318	\$4,086	-	-	\$0
NAICS 1153 Support activities for forestry	4	8	\$2,669	-	-	\$0
NAICS 11531 Support activities for forestry	4	8	\$2,669	-	-	\$0
NAICS 115310 Support activities for forestry	4	8	\$2,669	-	-	\$0

United States Bureau of Labor Statistics. Quarterly Census of Employment and Wages. QCEW Data Files. Accessed: 6 December 2024.  
[www.bls.gov/cew/downloadable-data-files.htm](http://www.bls.gov/cew/downloadable-data-files.htm)

\* Quarterly Census of Employment and Wages (QCEW) are compiled from state unemployment insurance (UI) program reports. Data excludes self-employed owners, unpaid family members, and certain farm and domestic workers, including those who earned no wages during the entire applicable pay period.  
\*\* North American Industry Classification System (NAICS).



<https://RightRisk.org>

J. Hewlett-University of Wyoming, J.Tranel-Colorado State University,  
J. Parsons-University of Nebraska-Lincoln, and E. Dennis-University of Nebraska-Lincoln.

© All Rights Reserved.  
RightRisk.org. December 2024.

SECOND QUARTER, 2024 Bureau of Labor QCEW* Statistics - Average Values by NAICS** Industry, Private Ownership Only.	STATE: NEBRASKA			COUNTY: MORRILL		
	2024-Q2 Average Establishments Count	2024-Q2 Average Employment Level	2024-Q2 Monthly Avg. Compensation	2024-Q2 Average Establishments Count	2024-Q2 Average Employment Level	2024-Q2 Monthly Avg. Compensation
	NAICS 11 Agriculture, forestry, fishing and hunting	2,586	15,327	\$4,125	26	-
NAICS 111 Crop production	1,251	4,858	\$3,809	8	53	\$3,861
NAICS 1111 Oilseed and grain farming	1,129	3,621	\$3,761	5	30	\$3,601
NAICS 11113 Dry pea and bean farming	-	-	\$0	-	-	\$0
NAICS 111130 Dry pea and bean farming	-	-	\$0	-	-	\$0
NAICS 11114 Wheat farming	6	15	\$3,649	-	-	\$0
NAICS 111140 Wheat farming	6	15	\$3,649	-	-	\$0
NAICS 11115 Corn farming	348	1,116	\$3,813	-	-	\$0
NAICS 111150 Corn farming	348	1,116	\$3,813	-	-	\$0
NAICS 11119 Other grain farming	769	2,476	\$3,740	5	30	\$3,601
NAICS 111191 Oilseed and grain combination farming	751	2,426	\$3,735	5	30	\$3,601
NAICS 111199 All other grain farming	18	50	\$3,883	-	-	\$0
NAICS 1112 Vegetable and melon farming	31	445	\$4,377	1	-	\$0
NAICS 11121 Vegetable and melon farming	31	445	\$4,377	1	-	\$0
NAICS 111211 Potato farming	16	316	\$4,749	1	-	\$0
NAICS 111219 Other vegetable (except potato) and melon farming	15	128	\$3,458	-	-	\$0
NAICS 1114 Greenhouse, nursery, and floriculture production	43	539	\$3,172	-	-	\$0
NAICS 11141 Food crops grown under cover	3	12	\$1,703	-	-	\$0
NAICS 111411 Mushroom production	-	-	\$0	-	-	\$0
NAICS 111419 Other food crops grown under cover	3	12	\$1,703	-	-	\$0
NAICS 11142 Nursery and floriculture production	40	527	\$3,207	-	-	\$0
NAICS 111421 Nursery and tree production	32	462	\$3,337	-	-	\$0
NAICS 111422 Floriculture production	8	66	\$2,275	-	-	\$0
NAICS 1119 Other crop farming	45	-	\$0	2	-	\$0
NAICS 11194 Hay farming	22	92	\$3,328	1	-	\$0
NAICS 111940 Hay farming	22	92	\$3,328	1	-	\$0
NAICS 11199 All other crop farming	23	-	\$0	1	-	\$0
NAICS 111991 Sugar beet farming	9	-	\$0	1	-	\$0
NAICS 111998 All other miscellaneous crop farming	14	54	\$3,350	-	-	\$0
NAICS 112 Animal production and aquaculture	996	8,538	\$4,078	15	97	\$3,549
NAICS 1121 Cattle ranching and farming	776	5,860	\$4,043	15	97	\$3,549
NAICS 11211 Beef cattle ranching and farming, including feedlots	733	5,182	\$4,056	15	97	\$3,549
NAICS 112111 Beef cattle ranching and farming	470	2,077	\$3,514	6	29	\$4,281
NAICS 112112 Cattle feedlots	263	3,106	\$4,420	9	68	\$3,233
NAICS 11212 Dairy cattle and milk production	43	678	\$3,935	-	-	\$0
NAICS 112120 Dairy cattle and milk production	43	678	\$3,935	-	-	\$0
NAICS 1122 Hog and pig farming	154	2,248	\$4,190	-	-	\$0
NAICS 11221 Hog and pig farming	154	2,248	\$4,190	-	-	\$0
NAICS 112210 Hog and pig farming	154	2,248	\$4,190	-	-	\$0
NAICS 1124 Sheep and goat farming	2	-	\$0	-	-	\$0
NAICS 11241 Sheep farming	2	-	\$0	-	-	\$0
NAICS 112410 Sheep farming	2	-	\$0	-	-	\$0
NAICS 1125 Aquaculture	6	-	\$0	-	-	\$0
NAICS 11251 Aquaculture	6	-	\$0	-	-	\$0
NAICS 112511 Finfish farming and fish hatcheries	6	-	\$0	-	-	\$0
NAICS 1129 Other animal production	30	140	\$3,995	-	-	\$0
NAICS 11291 Apiculture	4	-	\$0	-	-	\$0
NAICS 112910 Apiculture	4	-	\$0	-	-	\$0
NAICS 11292 Horses and other equine production	2	-	\$0	-	-	\$0
NAICS 112920 Horses and other equine production	2	-	\$0	-	-	\$0
NAICS 11299 All other animal production	24	126	\$4,017	-	-	\$0
NAICS 112990 All other animal production	24	126	\$4,017	-	-	\$0
NAICS 113 Forestry and logging	5	8	\$3,623	-	-	\$0
NAICS 1133 Logging	5	8	\$3,623	-	-	\$0
NAICS 11331 Logging	5	8	\$3,623	-	-	\$0
NAICS 113310 Logging	5	8	\$3,623	-	-	\$0
NAICS 114 Fishing, hunting and trapping	-	-	\$0	-	-	\$0
NAICS 1142 Hunting and trapping	-	-	\$0	-	-	\$0
NAICS 11421 Hunting and trapping	-	-	\$0	-	-	\$0
NAICS 114210 Hunting and trapping	-	-	\$0	-	-	\$0
NAICS 115 Support activities for agriculture and forestry	334	1,923	\$5,152	3	-	\$0
NAICS 1151 Support activities for crop production	286	1,597	\$5,378	3	-	\$0
NAICS 11511 Support activities for crop production	286	1,597	\$5,378	3	-	\$0
NAICS 115112 Soil preparation, planting, and cultivating	125	465	\$4,576	1	-	\$0
NAICS 115113 Crop harvesting, primarily by machine	42	137	\$4,411	1	-	\$0
NAICS 115114 Postharvest crop activities (except cotton ginning)	30	659	\$5,967	-	-	\$0
NAICS 115115 Farm labor contractors and crew leaders	11	32	\$5,196	1	-	\$0
NAICS 115116 Farm management services	78	304	\$5,794	-	-	\$0
NAICS 1152 Support activities for animal production	44	318	\$4,086	-	-	\$0
NAICS 11521 Support activities for animal production	44	318	\$4,086	-	-	\$0
NAICS 115210 Support activities for animal production	44	318	\$4,086	-	-	\$0
NAICS 1153 Support activities for forestry	4	8	\$2,669	-	-	\$0
NAICS 11531 Support activities for forestry	4	8	\$2,669	-	-	\$0
NAICS 115310 Support activities for forestry	4	8	\$2,669	-	-	\$0

United States Bureau of Labor Statistics. Quarterly Census of Employment and Wages. QCEW Data Files. Accessed: 6 December 2024.  
[www.bls.gov/cew/downloadable-data-files.htm](http://www.bls.gov/cew/downloadable-data-files.htm)

\* Quarterly Census of Employment and Wages (QCEW) are compiled from state unemployment insurance (UI) program reports. Data excludes self-employed owners, unpaid family members, and certain farm and domestic workers, including those who earned no wages during the entire applicable pay period.  
\*\* North American Industry Classification System (NAICS).



J. Hewlett-University of Wyoming, J.Tranel-Colorado State University,  
J. Parsons-University of Nebraska-Lincoln, and E. Dennis-University of Nebraska-Lincoln.

© All Rights Reserved.  
RightRisk.org. December 2024.



SECOND QUARTER, 2024 Bureau of Labor QCEW* Statistics - Average Values by NAICS** Industry, Private Ownership Only.	STATE: NEBRASKA			COUNTY: NANCE		
	2024-Q2 Average Establishments Count	2024-Q2 Average Employment Level	2024-Q2 Monthly Avg. Compensation	2024-Q2 Average Establishments Count	2024-Q2 Average Employment Level	2024-Q2 Monthly Avg. Compensation
	NAICS 11 Agriculture, forestry, fishing and hunting	2,586	15,327	\$4,125	4	-
NAICS 111 Crop production	1,251	4,858	\$3,809	2	-	\$0
NAICS 1111 Oilseed and grain farming	1,129	3,621	\$3,761	2	-	\$0
NAICS 11113 Dry pea and bean farming	-	-	\$0	-	-	\$0
NAICS 111130 Dry pea and bean farming	-	-	\$0	-	-	\$0
NAICS 11114 Wheat farming	6	15	\$3,649	-	-	\$0
NAICS 111140 Wheat farming	6	15	\$3,649	-	-	\$0
NAICS 11115 Corn farming	348	1,116	\$3,813	1	-	\$0
NAICS 111150 Corn farming	348	1,116	\$3,813	1	-	\$0
NAICS 11119 Other grain farming	769	2,476	\$3,740	1	-	\$0
NAICS 111191 Oilseed and grain combination farming	751	2,426	\$3,735	1	-	\$0
NAICS 111199 All other grain farming	18	50	\$3,883	-	-	\$0
NAICS 1112 Vegetable and melon farming	31	445	\$4,377	-	-	\$0
NAICS 11121 Vegetable and melon farming	31	445	\$4,377	-	-	\$0
NAICS 111211 Potato farming	16	316	\$4,749	-	-	\$0
NAICS 111219 Other vegetable (except potato) and melon farming	15	128	\$3,458	-	-	\$0
NAICS 1114 Greenhouse, nursery, and floriculture production	43	539	\$3,172	-	-	\$0
NAICS 11141 Food crops grown under cover	3	12	\$1,703	-	-	\$0
NAICS 111411 Mushroom production	-	-	\$0	-	-	\$0
NAICS 111419 Other food crops grown under cover	3	12	\$1,703	-	-	\$0
NAICS 11142 Nursery and floriculture production	40	527	\$3,207	-	-	\$0
NAICS 111421 Nursery and tree production	32	462	\$3,337	-	-	\$0
NAICS 111422 Floriculture production	8	66	\$2,275	-	-	\$0
NAICS 1119 Other crop farming	45	-	\$0	-	-	\$0
NAICS 11194 Hay farming	22	92	\$3,328	-	-	\$0
NAICS 111940 Hay farming	22	92	\$3,328	-	-	\$0
NAICS 11199 All other crop farming	23	-	\$0	-	-	\$0
NAICS 111991 Sugar beet farming	9	-	\$0	-	-	\$0
NAICS 111998 All other miscellaneous crop farming	14	54	\$3,350	-	-	\$0
NAICS 112 Animal production and aquaculture	996	8,538	\$4,078	1	-	\$0
NAICS 1121 Cattle ranching and farming	776	5,860	\$4,043	1	-	\$0
NAICS 11211 Beef cattle ranching and farming, including feedlots	733	5,182	\$4,056	1	-	\$0
NAICS 112111 Beef cattle ranching and farming	470	2,077	\$3,514	1	-	\$0
NAICS 112112 Cattle feedlots	263	3,106	\$4,420	-	-	\$0
NAICS 11212 Dairy cattle and milk production	43	678	\$3,935	-	-	\$0
NAICS 112120 Dairy cattle and milk production	43	678	\$3,935	-	-	\$0
NAICS 1122 Hog and pig farming	154	2,248	\$4,190	-	-	\$0
NAICS 11221 Hog and pig farming	154	2,248	\$4,190	-	-	\$0
NAICS 112210 Hog and pig farming	154	2,248	\$4,190	-	-	\$0
NAICS 1124 Sheep and goat farming	2	-	\$0	-	-	\$0
NAICS 11241 Sheep farming	2	-	\$0	-	-	\$0
NAICS 112410 Sheep farming	2	-	\$0	-	-	\$0
NAICS 1125 Aquaculture	6	-	\$0	-	-	\$0
NAICS 11251 Aquaculture	6	-	\$0	-	-	\$0
NAICS 112511 Finfish farming and fish hatcheries	6	-	\$0	-	-	\$0
NAICS 1129 Other animal production	30	140	\$3,995	-	-	\$0
NAICS 11291 Apiculture	4	-	\$0	-	-	\$0
NAICS 112910 Apiculture	4	-	\$0	-	-	\$0
NAICS 11292 Horses and other equine production	2	-	\$0	-	-	\$0
NAICS 112920 Horses and other equine production	2	-	\$0	-	-	\$0
NAICS 11299 All other animal production	24	126	\$4,017	-	-	\$0
NAICS 112990 All other animal production	24	126	\$4,017	-	-	\$0
NAICS 113 Forestry and logging	5	8	\$3,623	-	-	\$0
NAICS 1133 Logging	5	8	\$3,623	-	-	\$0
NAICS 11331 Logging	5	8	\$3,623	-	-	\$0
NAICS 113310 Logging	5	8	\$3,623	-	-	\$0
NAICS 114 Fishing, hunting and trapping	-	-	\$0	-	-	\$0
NAICS 1142 Hunting and trapping	-	-	\$0	-	-	\$0
NAICS 11421 Hunting and trapping	-	-	\$0	-	-	\$0
NAICS 114210 Hunting and trapping	-	-	\$0	-	-	\$0
NAICS 115 Support activities for agriculture and forestry	334	1,923	\$5,152	1	-	\$0
NAICS 1151 Support activities for crop production	286	1,597	\$5,378	-	-	\$0
NAICS 11511 Support activities for crop production	286	1,597	\$5,378	-	-	\$0
NAICS 115112 Soil preparation, planting, and cultivating	125	465	\$4,576	-	-	\$0
NAICS 115113 Crop harvesting, primarily by machine	42	137	\$4,411	-	-	\$0
NAICS 115114 Postharvest crop activities (except cotton ginning)	30	659	\$5,967	-	-	\$0
NAICS 115115 Farm labor contractors and crew leaders	11	32	\$5,196	-	-	\$0
NAICS 115116 Farm management services	78	304	\$5,794	-	-	\$0
NAICS 1152 Support activities for animal production	44	318	\$4,086	1	-	\$0
NAICS 11521 Support activities for animal production	44	318	\$4,086	1	-	\$0
NAICS 115210 Support activities for animal production	44	318	\$4,086	1	-	\$0
NAICS 1153 Support activities for forestry	4	8	\$2,669	-	-	\$0
NAICS 11531 Support activities for forestry	4	8	\$2,669	-	-	\$0
NAICS 115310 Support activities for forestry	4	8	\$2,669	-	-	\$0

United States Bureau of Labor Statistics. Quarterly Census of Employment and Wages. QCEW Data Files. Accessed: 6 December 2024.  
[www.bls.gov/cew/downloadable-data-files.htm](http://www.bls.gov/cew/downloadable-data-files.htm)

\* Quarterly Census of Employment and Wages (QCEW) are compiled from state unemployment insurance (UI) program reports. Data excludes self-employed owners, unpaid family members, and certain farm and domestic workers, including those who earned no wages during the entire applicable pay period.  
\*\* North American Industry Classification System (NAICS).




J. Hewlett-University of Wyoming, J.Tranel-Colorado State University,  
J. Parsons-University of Nebraska-Lincoln, and E. Dennis-University of Nebraska-Lincoln.

© All Rights Reserved.  
RightRisk.org. December 2024.

SECOND QUARTER, 2024 Bureau of Labor QCEW* Statistics - Average Values by NAICS** Industry, Private Ownership Only.	STATE: NEBRASKA			COUNTY: NEMAHA		
	2024-Q2 Average Establishments Count	2024-Q2 Average Employment Level	2024-Q2 Monthly Avg. Compensation	2024-Q2 Average Establishments Count	2024-Q2 Average Employment Level	2024-Q2 Monthly Avg. Compensation
	NAICS 11 Agriculture, forestry, fishing and hunting	2,586	15,327	\$4,125	10	33
NAICS 111 Crop production	1,251	4,858	\$3,809	8	-	\$0
NAICS 1111 Oilseed and grain farming	1,129	3,621	\$3,761	8	-	\$0
NAICS 11113 Dry pea and bean farming	-	-	\$0	-	-	\$0
NAICS 111130 Dry pea and bean farming	-	-	\$0	-	-	\$0
NAICS 11114 Wheat farming	6	15	\$3,649	-	-	\$0
NAICS 111140 Wheat farming	6	15	\$3,649	-	-	\$0
NAICS 11115 Corn farming	348	1,116	\$3,813	1	-	\$0
NAICS 111150 Corn farming	348	1,116	\$3,813	1	-	\$0
NAICS 11119 Other grain farming	769	2,476	\$3,740	7	15	\$3,220
NAICS 111191 Oilseed and grain combination farming	751	2,426	\$3,735	7	15	\$3,220
NAICS 111199 All other grain farming	18	50	\$3,883	-	-	\$0
NAICS 1112 Vegetable and melon farming	31	445	\$4,377	-	-	\$0
NAICS 11121 Vegetable and melon farming	31	445	\$4,377	-	-	\$0
NAICS 111211 Potato farming	16	316	\$4,749	-	-	\$0
NAICS 111219 Other vegetable (except potato) and melon farming	15	128	\$3,458	-	-	\$0
NAICS 1114 Greenhouse, nursery, and floriculture production	43	539	\$3,172	-	-	\$0
NAICS 11141 Food crops grown under cover	3	12	\$1,703	-	-	\$0
NAICS 111411 Mushroom production	-	-	\$0	-	-	\$0
NAICS 111419 Other food crops grown under cover	3	12	\$1,703	-	-	\$0
NAICS 11142 Nursery and floriculture production	40	527	\$3,207	-	-	\$0
NAICS 111421 Nursery and tree production	32	462	\$3,337	-	-	\$0
NAICS 111422 Floriculture production	8	66	\$2,275	-	-	\$0
NAICS 1119 Other crop farming	45	-	\$0	-	-	\$0
NAICS 11194 Hay farming	22	92	\$3,328	-	-	\$0
NAICS 111940 Hay farming	22	92	\$3,328	-	-	\$0
NAICS 11199 All other crop farming	23	-	\$0	-	-	\$0
NAICS 111991 Sugar beet farming	9	-	\$0	-	-	\$0
NAICS 111998 All other miscellaneous crop farming	14	54	\$3,350	-	-	\$0
NAICS 112 Animal production and aquaculture	996	8,538	\$4,078	2	-	\$0
NAICS 1121 Cattle ranching and farming	776	5,860	\$4,043	-	-	\$0
NAICS 11211 Beef cattle ranching and farming, including feedlots	733	5,182	\$4,056	-	-	\$0
NAICS 112111 Beef cattle ranching and farming	470	2,077	\$3,514	-	-	\$0
NAICS 112112 Cattle feedlots	263	3,106	\$4,420	-	-	\$0
NAICS 11212 Dairy cattle and milk production	43	678	\$3,935	-	-	\$0
NAICS 112120 Dairy cattle and milk production	43	678	\$3,935	-	-	\$0
NAICS 1122 Hog and pig farming	154	2,248	\$4,190	1	-	\$0
NAICS 11221 Hog and pig farming	154	2,248	\$4,190	1	-	\$0
NAICS 112210 Hog and pig farming	154	2,248	\$4,190	1	-	\$0
NAICS 1124 Sheep and goat farming	2	-	\$0	-	-	\$0
NAICS 11241 Sheep farming	2	-	\$0	-	-	\$0
NAICS 112410 Sheep farming	2	-	\$0	-	-	\$0
NAICS 1125 Aquaculture	6	-	\$0	-	-	\$0
NAICS 11251 Aquaculture	6	-	\$0	-	-	\$0
NAICS 112511 Finfish farming and fish hatcheries	6	-	\$0	-	-	\$0
NAICS 1129 Other animal production	30	140	\$3,995	-	-	\$0
NAICS 11291 Apiculture	4	-	\$0	-	-	\$0
NAICS 112910 Apiculture	4	-	\$0	-	-	\$0
NAICS 11292 Horses and other equine production	2	-	\$0	-	-	\$0
NAICS 112920 Horses and other equine production	2	-	\$0	-	-	\$0
NAICS 11299 All other animal production	24	126	\$4,017	-	-	\$0
NAICS 112990 All other animal production	24	126	\$4,017	-	-	\$0
NAICS 113 Forestry and logging	5	8	\$3,623	-	-	\$0
NAICS 1133 Logging	5	8	\$3,623	-	-	\$0
NAICS 11331 Logging	5	8	\$3,623	-	-	\$0
NAICS 113310 Logging	5	8	\$3,623	-	-	\$0
NAICS 114 Fishing, hunting and trapping	-	-	\$0	-	-	\$0
NAICS 1142 Hunting and trapping	-	-	\$0	-	-	\$0
NAICS 11421 Hunting and trapping	-	-	\$0	-	-	\$0
NAICS 114210 Hunting and trapping	-	-	\$0	-	-	\$0
NAICS 115 Support activities for agriculture and forestry	334	1,923	\$5,152	-	-	\$0
NAICS 1151 Support activities for crop production	286	1,597	\$5,378	-	-	\$0
NAICS 11511 Support activities for crop production	286	1,597	\$5,378	-	-	\$0
NAICS 115112 Soil preparation, planting, and cultivating	125	465	\$4,576	-	-	\$0
NAICS 115113 Crop harvesting, primarily by machine	42	137	\$4,411	-	-	\$0
NAICS 115114 Postharvest crop activities (except cotton ginning)	30	659	\$5,967	-	-	\$0
NAICS 115115 Farm labor contractors and crew leaders	11	32	\$5,196	-	-	\$0
NAICS 115116 Farm management services	78	304	\$5,794	-	-	\$0
NAICS 1152 Support activities for animal production	44	318	\$4,086	-	-	\$0
NAICS 11521 Support activities for animal production	44	318	\$4,086	-	-	\$0
NAICS 115210 Support activities for animal production	44	318	\$4,086	-	-	\$0
NAICS 1153 Support activities for forestry	4	8	\$2,669	-	-	\$0
NAICS 11531 Support activities for forestry	4	8	\$2,669	-	-	\$0
NAICS 115310 Support activities for forestry	4	8	\$2,669	-	-	\$0

United States Bureau of Labor Statistics. Quarterly Census of Employment and Wages. QCEW Data Files. Accessed: 6 December 2024.  
[www.bls.gov/cew/downloadable-data-files.htm](http://www.bls.gov/cew/downloadable-data-files.htm)

\* Quarterly Census of Employment and Wages (QCEW) are compiled from state unemployment insurance (UI) program reports. Data excludes self-employed owners, unpaid family members, and certain farm and domestic workers, including those who earned no wages during the entire applicable pay period.  
\*\* North American Industry Classification System (NAICS).



J. Hewlett-University of Wyoming, J.Tranel-Colorado State University,  
J. Parsons-University of Nebraska-Lincoln, and E. Dennis-University of Nebraska-Lincoln.

© All Rights Reserved.  
RightRisk.org. December 2024.

SECOND QUARTER, 2024 Bureau of Labor QCEW* Statistics - Average Values by NAICS** Industry, Private Ownership Only.	STATE: NEBRASKA			COUNTY: NUCKOLLS		
	2024-Q2 Average Establishments Count	2024-Q2 Average Employment Level	2024-Q2 Monthly Avg. Compensation	2024-Q2 Average Establishments Count	2024-Q2 Average Employment Level	2024-Q2 Monthly Avg. Compensation
	NAICS 11 Agriculture, forestry, fishing and hunting	2,586	15,327	\$4,125	17	40
NAICS 111 Crop production	1,251	4,858	\$3,809	8	16	\$3,302
NAICS 1111 Oilseed and grain farming	1,129	3,621	\$3,761	8	16	\$3,302
NAICS 11113 Dry pea and bean farming	-	-	\$0	-	-	\$0
NAICS 111130 Dry pea and bean farming	-	-	\$0	-	-	\$0
NAICS 11114 Wheat farming	6	15	\$3,649	-	-	\$0
NAICS 111140 Wheat farming	6	15	\$3,649	-	-	\$0
NAICS 11115 Corn farming	348	1,116	\$3,813	1	-	\$0
NAICS 111150 Corn farming	348	1,116	\$3,813	1	-	\$0
NAICS 11119 Other grain farming	769	2,476	\$3,740	7	-	\$0
NAICS 111191 Oilseed and grain combination farming	751	2,426	\$3,735	7	-	\$0
NAICS 111199 All other grain farming	18	50	\$3,883	-	-	\$0
NAICS 1112 Vegetable and melon farming	31	445	\$4,377	-	-	\$0
NAICS 11121 Vegetable and melon farming	31	445	\$4,377	-	-	\$0
NAICS 111211 Potato farming	16	316	\$4,749	-	-	\$0
NAICS 111219 Other vegetable (except potato) and melon farming	15	128	\$3,458	-	-	\$0
NAICS 1114 Greenhouse, nursery, and floriculture production	43	539	\$3,172	-	-	\$0
NAICS 11141 Food crops grown under cover	3	12	\$1,703	-	-	\$0
NAICS 111411 Mushroom production	-	-	\$0	-	-	\$0
NAICS 111419 Other food crops grown under cover	3	12	\$1,703	-	-	\$0
NAICS 11142 Nursery and floriculture production	40	527	\$3,207	-	-	\$0
NAICS 111421 Nursery and tree production	32	462	\$3,337	-	-	\$0
NAICS 111422 Floriculture production	8	66	\$2,275	-	-	\$0
NAICS 1119 Other crop farming	45	-	\$0	-	-	\$0
NAICS 11194 Hay farming	22	92	\$3,328	-	-	\$0
NAICS 111940 Hay farming	22	92	\$3,328	-	-	\$0
NAICS 11199 All other crop farming	23	-	\$0	-	-	\$0
NAICS 111991 Sugar beet farming	9	-	\$0	-	-	\$0
NAICS 111998 All other miscellaneous crop farming	14	54	\$3,350	-	-	\$0
NAICS 112 Animal production and aquaculture	996	8,538	\$4,078	5	9	\$4,645
NAICS 1121 Cattle ranching and farming	776	5,860	\$4,043	4	-	\$0
NAICS 11211 Beef cattle ranching and farming, including feedlots	733	5,182	\$4,056	4	-	\$0
NAICS 112111 Beef cattle ranching and farming	470	2,077	\$3,514	4	-	\$0
NAICS 112112 Cattle feedlots	263	3,106	\$4,420	-	-	\$0
NAICS 11212 Dairy cattle and milk production	43	678	\$3,935	-	-	\$0
NAICS 112120 Dairy cattle and milk production	43	678	\$3,935	-	-	\$0
NAICS 1122 Hog and pig farming	154	2,248	\$4,190	1	-	\$0
NAICS 11221 Hog and pig farming	154	2,248	\$4,190	1	-	\$0
NAICS 112210 Hog and pig farming	154	2,248	\$4,190	1	-	\$0
NAICS 1124 Sheep and goat farming	2	-	\$0	-	-	\$0
NAICS 11241 Sheep farming	2	-	\$0	-	-	\$0
NAICS 112410 Sheep farming	2	-	\$0	-	-	\$0
NAICS 1125 Aquaculture	6	-	\$0	-	-	\$0
NAICS 11251 Aquaculture	6	-	\$0	-	-	\$0
NAICS 112511 Finfish farming and fish hatcheries	6	-	\$0	-	-	\$0
NAICS 1129 Other animal production	30	140	\$3,995	-	-	\$0
NAICS 11291 Apiculture	4	-	\$0	-	-	\$0
NAICS 112910 Apiculture	4	-	\$0	-	-	\$0
NAICS 11292 Horses and other equine production	2	-	\$0	-	-	\$0
NAICS 112920 Horses and other equine production	2	-	\$0	-	-	\$0
NAICS 11299 All other animal production	24	126	\$4,017	-	-	\$0
NAICS 112990 All other animal production	24	126	\$4,017	-	-	\$0
NAICS 113 Forestry and logging	5	8	\$3,623	-	-	\$0
NAICS 1133 Logging	5	8	\$3,623	-	-	\$0
NAICS 11331 Logging	5	8	\$3,623	-	-	\$0
NAICS 113310 Logging	5	8	\$3,623	-	-	\$0
NAICS 114 Fishing, hunting and trapping	-	-	\$0	-	-	\$0
NAICS 1142 Hunting and trapping	-	-	\$0	-	-	\$0
NAICS 11421 Hunting and trapping	-	-	\$0	-	-	\$0
NAICS 114210 Hunting and trapping	-	-	\$0	-	-	\$0
NAICS 115 Support activities for agriculture and forestry	334	1,923	\$5,152	4	15	\$5,313
NAICS 1151 Support activities for crop production	286	1,597	\$5,378	3	-	\$0
NAICS 11511 Support activities for crop production	286	1,597	\$5,378	3	-	\$0
NAICS 115112 Soil preparation, planting, and cultivating	125	465	\$4,576	1	-	\$0
NAICS 115113 Crop harvesting, primarily by machine	42	137	\$4,411	1	-	\$0
NAICS 115114 Postharvest crop activities (except cotton ginning)	30	659	\$5,967	-	-	\$0
NAICS 115115 Farm labor contractors and crew leaders	11	32	\$5,196	-	-	\$0
NAICS 115116 Farm management services	78	304	\$5,794	1	-	\$0
NAICS 1152 Support activities for animal production	44	318	\$4,086	1	-	\$0
NAICS 11521 Support activities for animal production	44	318	\$4,086	1	-	\$0
NAICS 115210 Support activities for animal production	44	318	\$4,086	1	-	\$0
NAICS 1153 Support activities for forestry	4	8	\$2,669	-	-	\$0
NAICS 11531 Support activities for forestry	4	8	\$2,669	-	-	\$0
NAICS 115310 Support activities for forestry	4	8	\$2,669	-	-	\$0

United States Bureau of Labor Statistics. Quarterly Census of Employment and Wages. QCEW Data Files. Accessed: 6 December 2024.  
[www.bls.gov/cew/downloadable-data-files.htm](http://www.bls.gov/cew/downloadable-data-files.htm)

\* Quarterly Census of Employment and Wages (QCEW) are compiled from state unemployment insurance (UI) program reports. Data excludes self-employed owners, unpaid family members, and certain farm and domestic workers, including those who earned no wages during the entire applicable pay period.  
\*\* North American Industry Classification System (NAICS).



J. Hewlett-University of Wyoming, J.Tranel-Colorado State University,  
J. Parsons-University of Nebraska-Lincoln, and E. Dennis-University of Nebraska-Lincoln.

© All Rights Reserved.  
RightRisk.org. December 2024.



SECOND QUARTER, 2024 Bureau of Labor QCEW* Statistics - Average Values by NAICS** Industry, Private Ownership Only.	STATE: NEBRASKA			COUNTY: OTOE		
	2024-Q2 Average Establishments Count	2024-Q2 Average Employment Level	2024-Q2 Monthly Avg. Compensation	2024-Q2 Average Establishments Count	2024-Q2 Average Employment Level	2024-Q2 Monthly Avg. Compensation
	NAICS 11 Agriculture, forestry, fishing and hunting	2,586	15,327	\$4,125	23	161
NAICS 111 Crop production	1,251	4,858	\$3,809	15	102	\$6,938
NAICS 1111 Oilseed and grain farming	1,129	3,621	\$3,761	13	-	\$0
NAICS 11113 Dry pea and bean farming	-	-	\$0	-	-	\$0
NAICS 111130 Dry pea and bean farming	-	-	\$0	-	-	\$0
NAICS 11114 Wheat farming	6	15	\$3,649	-	-	\$0
NAICS 111140 Wheat farming	6	15	\$3,649	-	-	\$0
NAICS 11115 Corn farming	348	1,116	\$3,813	2	-	\$0
NAICS 111150 Corn farming	348	1,116	\$3,813	2	-	\$0
NAICS 11119 Other grain farming	769	2,476	\$3,740	11	20	\$3,506
NAICS 111191 Oilseed and grain combination farming	751	2,426	\$3,735	11	20	\$3,506
NAICS 111199 All other grain farming	18	50	\$3,883	-	-	\$0
NAICS 1112 Vegetable and melon farming	31	445	\$4,377	-	-	\$0
NAICS 11121 Vegetable and melon farming	31	445	\$4,377	-	-	\$0
NAICS 111211 Potato farming	16	316	\$4,749	-	-	\$0
NAICS 111219 Other vegetable (except potato) and melon farming	15	128	\$3,458	-	-	\$0
NAICS 1114 Greenhouse, nursery, and floriculture production	43	539	\$3,172	-	-	\$0
NAICS 11141 Food crops grown under cover	3	12	\$1,703	-	-	\$0
NAICS 111411 Mushroom production	-	-	\$0	-	-	\$0
NAICS 111419 Other food crops grown under cover	3	12	\$1,703	-	-	\$0
NAICS 11142 Nursery and floriculture production	40	527	\$3,207	-	-	\$0
NAICS 111421 Nursery and tree production	32	462	\$3,337	-	-	\$0
NAICS 111422 Floriculture production	8	66	\$2,275	-	-	\$0
NAICS 1119 Other crop farming	45	-	\$0	-	-	\$0
NAICS 11194 Hay farming	22	92	\$3,328	-	-	\$0
NAICS 111940 Hay farming	22	92	\$3,328	-	-	\$0
NAICS 11199 All other crop farming	23	-	\$0	-	-	\$0
NAICS 111991 Sugar beet farming	9	-	\$0	-	-	\$0
NAICS 111998 All other miscellaneous crop farming	14	54	\$3,350	-	-	\$0
NAICS 112 Animal production and aquaculture	996	8,538	\$4,078	5	43	\$3,328
NAICS 1121 Cattle ranching and farming	776	5,860	\$4,043	1	-	\$0
NAICS 11211 Beef cattle ranching and farming, including feedlots	733	5,182	\$4,056	1	-	\$0
NAICS 112111 Beef cattle ranching and farming	470	2,077	\$3,514	-	-	\$0
NAICS 112112 Cattle feedlots	263	3,106	\$4,420	1	-	\$0
NAICS 11212 Dairy cattle and milk production	43	678	\$3,935	-	-	\$0
NAICS 112120 Dairy cattle and milk production	43	678	\$3,935	-	-	\$0
NAICS 1122 Hog and pig farming	154	2,248	\$4,190	2	-	\$0
NAICS 11221 Hog and pig farming	154	2,248	\$4,190	2	-	\$0
NAICS 112210 Hog and pig farming	154	2,248	\$4,190	2	-	\$0
NAICS 1124 Sheep and goat farming	2	-	\$0	-	-	\$0
NAICS 11241 Sheep farming	2	-	\$0	-	-	\$0
NAICS 112410 Sheep farming	2	-	\$0	-	-	\$0
NAICS 1125 Aquaculture	6	-	\$0	2	-	\$0
NAICS 11251 Aquaculture	6	-	\$0	2	-	\$0
NAICS 112511 Finfish farming and fish hatcheries	6	-	\$0	2	-	\$0
NAICS 1129 Other animal production	30	140	\$3,995	-	-	\$0
NAICS 11291 Apiculture	4	-	\$0	-	-	\$0
NAICS 112910 Apiculture	4	-	\$0	-	-	\$0
NAICS 11292 Horses and other equine production	2	-	\$0	-	-	\$0
NAICS 112920 Horses and other equine production	2	-	\$0	-	-	\$0
NAICS 11299 All other animal production	24	126	\$4,017	-	-	\$0
NAICS 112990 All other animal production	24	126	\$4,017	-	-	\$0
NAICS 113 Forestry and logging	5	8	\$3,623	-	-	\$0
NAICS 1133 Logging	5	8	\$3,623	-	-	\$0
NAICS 11331 Logging	5	8	\$3,623	-	-	\$0
NAICS 113310 Logging	5	8	\$3,623	-	-	\$0
NAICS 114 Fishing, hunting and trapping	-	-	\$0	-	-	\$0
NAICS 1142 Hunting and trapping	-	-	\$0	-	-	\$0
NAICS 11421 Hunting and trapping	-	-	\$0	-	-	\$0
NAICS 114210 Hunting and trapping	-	-	\$0	-	-	\$0
NAICS 115 Support activities for agriculture and forestry	334	1,923	\$5,152	3	16	\$3,142
NAICS 1151 Support activities for crop production	286	1,597	\$5,378	3	16	\$3,142
NAICS 11511 Support activities for crop production	286	1,597	\$5,378	3	16	\$3,142
NAICS 115112 Soil preparation, planting, and cultivating	125	465	\$4,576	1	-	\$0
NAICS 115113 Crop harvesting, primarily by machine	42	137	\$4,411	-	-	\$0
NAICS 115114 Postharvest crop activities (except cotton ginning)	30	659	\$5,967	-	-	\$0
NAICS 115115 Farm labor contractors and crew leaders	11	32	\$5,196	-	-	\$0
NAICS 115116 Farm management services	78	304	\$5,794	2	-	\$0
NAICS 1152 Support activities for animal production	44	318	\$4,086	-	-	\$0
NAICS 11521 Support activities for animal production	44	318	\$4,086	-	-	\$0
NAICS 115210 Support activities for animal production	44	318	\$4,086	-	-	\$0
NAICS 1153 Support activities for forestry	4	8	\$2,669	-	-	\$0
NAICS 11531 Support activities for forestry	4	8	\$2,669	-	-	\$0
NAICS 115310 Support activities for forestry	4	8	\$2,669	-	-	\$0

United States Bureau of Labor Statistics. Quarterly Census of Employment and Wages. QCEW Data Files. Accessed: 6 December 2024.  
[www.bls.gov/cew/downloadable-data-files.htm](http://www.bls.gov/cew/downloadable-data-files.htm)

\* Quarterly Census of Employment and Wages (QCEW) are compiled from state unemployment insurance (UI) program reports. Data excludes self-employed owners, unpaid family members, and certain farm and domestic workers, including those who earned no wages during the entire applicable pay period.  
\*\* North American Industry Classification System (NAICS).



J. Hewlett-University of Wyoming, J.Tranel-Colorado State University,  
J. Parsons-University of Nebraska-Lincoln, and E. Dennis-University of Nebraska-Lincoln.

© All Rights Reserved.  
RightRisk.org. December 2024.

SECOND QUARTER, 2024 Bureau of Labor QCEW* Statistics - Average Values by NAICS** Industry, Private Ownership Only.	STATE: NEBRASKA			COUNTY: PAWNEE		
	2024-Q2 Average Establishments Count	2024-Q2 Average Employment Level	2024-Q2 Monthly Avg. Compensation	2024-Q2 Average Establishments Count	2024-Q2 Average Employment Level	2024-Q2 Monthly Avg. Compensation
	NAICS 11 Agriculture, forestry, fishing and hunting	2,586	15,327	\$4,125	-	-
NAICS 111 Crop production	1,251	4,858	\$3,809	-	-	\$0
NAICS 1111 Oilseed and grain farming	1,129	3,621	\$3,761	-	-	\$0
NAICS 11113 Dry pea and bean farming	-	-	\$0	-	-	\$0
NAICS 111130 Dry pea and bean farming	-	-	\$0	-	-	\$0
NAICS 11114 Wheat farming	6	15	\$3,649	-	-	\$0
NAICS 111140 Wheat farming	6	15	\$3,649	-	-	\$0
NAICS 11115 Corn farming	348	1,116	\$3,813	-	-	\$0
NAICS 111150 Corn farming	348	1,116	\$3,813	-	-	\$0
NAICS 11119 Other grain farming	769	2,476	\$3,740	-	-	\$0
NAICS 111191 Oilseed and grain combination farming	751	2,426	\$3,735	-	-	\$0
NAICS 111199 All other grain farming	18	50	\$3,883	-	-	\$0
NAICS 1112 Vegetable and melon farming	31	445	\$4,377	-	-	\$0
NAICS 11121 Vegetable and melon farming	31	445	\$4,377	-	-	\$0
NAICS 111211 Potato farming	16	316	\$4,749	-	-	\$0
NAICS 111219 Other vegetable (except potato) and melon farming	15	128	\$3,458	-	-	\$0
NAICS 1114 Greenhouse, nursery, and floriculture production	43	539	\$3,172	-	-	\$0
NAICS 11141 Food crops grown under cover	3	12	\$1,703	-	-	\$0
NAICS 111411 Mushroom production	-	-	\$0	-	-	\$0
NAICS 111419 Other food crops grown under cover	3	12	\$1,703	-	-	\$0
NAICS 11142 Nursery and floriculture production	40	527	\$3,207	-	-	\$0
NAICS 111421 Nursery and tree production	32	462	\$3,337	-	-	\$0
NAICS 111422 Floriculture production	8	66	\$2,275	-	-	\$0
NAICS 1119 Other crop farming	45	-	\$0	-	-	\$0
NAICS 11194 Hay farming	22	92	\$3,328	-	-	\$0
NAICS 111940 Hay farming	22	92	\$3,328	-	-	\$0
NAICS 11199 All other crop farming	23	-	\$0	-	-	\$0
NAICS 111991 Sugar beet farming	9	-	\$0	-	-	\$0
NAICS 111998 All other miscellaneous crop farming	14	54	\$3,350	-	-	\$0
NAICS 112 Animal production and aquaculture	996	8,538	\$4,078	-	-	\$0
NAICS 1121 Cattle ranching and farming	776	5,860	\$4,043	-	-	\$0
NAICS 11211 Beef cattle ranching and farming, including feedlots	733	5,182	\$4,056	-	-	\$0
NAICS 112111 Beef cattle ranching and farming	470	2,077	\$3,514	-	-	\$0
NAICS 112112 Cattle feedlots	263	3,106	\$4,420	-	-	\$0
NAICS 11212 Dairy cattle and milk production	43	678	\$3,935	-	-	\$0
NAICS 112120 Dairy cattle and milk production	43	678	\$3,935	-	-	\$0
NAICS 1122 Hog and pig farming	154	2,248	\$4,190	-	-	\$0
NAICS 11221 Hog and pig farming	154	2,248	\$4,190	-	-	\$0
NAICS 112210 Hog and pig farming	154	2,248	\$4,190	-	-	\$0
NAICS 1124 Sheep and goat farming	2	-	\$0	-	-	\$0
NAICS 11241 Sheep farming	2	-	\$0	-	-	\$0
NAICS 112410 Sheep farming	2	-	\$0	-	-	\$0
NAICS 1125 Aquaculture	6	-	\$0	-	-	\$0
NAICS 11251 Aquaculture	6	-	\$0	-	-	\$0
NAICS 112511 Finfish farming and fish hatcheries	6	-	\$0	-	-	\$0
NAICS 1129 Other animal production	30	140	\$3,995	-	-	\$0
NAICS 11291 Apiculture	4	-	\$0	-	-	\$0
NAICS 112910 Apiculture	4	-	\$0	-	-	\$0
NAICS 11292 Horses and other equine production	2	-	\$0	-	-	\$0
NAICS 112920 Horses and other equine production	2	-	\$0	-	-	\$0
NAICS 11299 All other animal production	24	126	\$4,017	-	-	\$0
NAICS 112990 All other animal production	24	126	\$4,017	-	-	\$0
NAICS 113 Forestry and logging	5	8	\$3,623	-	-	\$0
NAICS 1133 Logging	5	8	\$3,623	-	-	\$0
NAICS 11331 Logging	5	8	\$3,623	-	-	\$0
NAICS 113310 Logging	5	8	\$3,623	-	-	\$0
NAICS 114 Fishing, hunting and trapping	-	-	\$0	-	-	\$0
NAICS 1142 Hunting and trapping	-	-	\$0	-	-	\$0
NAICS 11421 Hunting and trapping	-	-	\$0	-	-	\$0
NAICS 114210 Hunting and trapping	-	-	\$0	-	-	\$0
NAICS 115 Support activities for agriculture and forestry	334	1,923	\$5,152	-	-	\$0
NAICS 1151 Support activities for crop production	286	1,597	\$5,378	-	-	\$0
NAICS 11511 Support activities for crop production	286	1,597	\$5,378	-	-	\$0
NAICS 115112 Soil preparation, planting, and cultivating	125	465	\$4,576	-	-	\$0
NAICS 115113 Crop harvesting, primarily by machine	42	137	\$4,411	-	-	\$0
NAICS 115114 Postharvest crop activities (except cotton ginning)	30	659	\$5,967	-	-	\$0
NAICS 115115 Farm labor contractors and crew leaders	11	32	\$5,196	-	-	\$0
NAICS 115116 Farm management services	78	304	\$5,794	-	-	\$0
NAICS 1152 Support activities for animal production	44	318	\$4,086	-	-	\$0
NAICS 11521 Support activities for animal production	44	318	\$4,086	-	-	\$0
NAICS 115210 Support activities for animal production	44	318	\$4,086	-	-	\$0
NAICS 1153 Support activities for forestry	4	8	\$2,669	-	-	\$0
NAICS 11531 Support activities for forestry	4	8	\$2,669	-	-	\$0
NAICS 115310 Support activities for forestry	4	8	\$2,669	-	-	\$0

United States Bureau of Labor Statistics. Quarterly Census of Employment and Wages. QCEW Data Files. Accessed: 6 December 2024.  
[www.bls.gov/cew/downloadable-data-files.htm](http://www.bls.gov/cew/downloadable-data-files.htm)

\* Quarterly Census of Employment and Wages (QCEW) are compiled from state unemployment insurance (UI) program reports. Data excludes self-employed owners, unpaid family members, and certain farm and domestic workers, including those who earned no wages during the entire applicable pay period.  
\*\* North American Industry Classification System (NAICS).



J. Hewlett-University of Wyoming, J.Tranel-Colorado State University,  
J. Parsons-University of Nebraska-Lincoln, and E. Dennis-University of Nebraska-Lincoln.

© All Rights Reserved.  
RightRisk.org. December 2024.

SECOND QUARTER, 2024 Bureau of Labor QCEW* Statistics - Average Values by NAICS** Industry, Private Ownership Only.	STATE: NEBRASKA			COUNTY: PERKINS		
	2024-Q2 Average Establishments Count	2024-Q2 Average Employment Level	2024-Q2 Monthly Avg. Compensation	2024-Q2 Average Establishments Count	2024-Q2 Average Employment Level	2024-Q2 Monthly Avg. Compensation
	NAICS 11 Agriculture, forestry, fishing and hunting	2,586	15,327	\$4,125	29	86
NAICS 111 Crop production	1,251	4,858	\$3,809	19	49	\$4,056
NAICS 1111 Oilseed and grain farming	1,129	3,621	\$3,761	17	40	\$4,312
NAICS 11113 Dry pea and bean farming	-	-	\$0	-	-	\$0
NAICS 111130 Dry pea and bean farming	-	-	\$0	-	-	\$0
NAICS 11114 Wheat farming	6	15	\$3,649	1	-	\$0
NAICS 111140 Wheat farming	6	15	\$3,649	1	-	\$0
NAICS 11115 Corn farming	348	1,116	\$3,813	1	-	\$0
NAICS 111150 Corn farming	348	1,116	\$3,813	1	-	\$0
NAICS 11119 Other grain farming	769	2,476	\$3,740	15	37	\$4,390
NAICS 111191 Oilseed and grain combination farming	751	2,426	\$3,735	15	37	\$4,390
NAICS 111199 All other grain farming	18	50	\$3,883	-	-	\$0
NAICS 1112 Vegetable and melon farming	31	445	\$4,377	-	-	\$0
NAICS 11121 Vegetable and melon farming	31	445	\$4,377	-	-	\$0
NAICS 111211 Potato farming	16	316	\$4,749	-	-	\$0
NAICS 111219 Other vegetable (except potato) and melon farming	15	128	\$3,458	-	-	\$0
NAICS 1114 Greenhouse, nursery, and floriculture production	43	539	\$3,172	1	-	\$0
NAICS 11141 Food crops grown under cover	3	12	\$1,703	-	-	\$0
NAICS 111411 Mushroom production	-	-	\$0	-	-	\$0
NAICS 111419 Other food crops grown under cover	3	12	\$1,703	-	-	\$0
NAICS 11142 Nursery and floriculture production	40	527	\$3,207	1	-	\$0
NAICS 111421 Nursery and tree production	32	462	\$3,337	-	-	\$0
NAICS 111422 Floriculture production	8	66	\$2,275	1	-	\$0
NAICS 1119 Other crop farming	45	-	\$0	1	-	\$0
NAICS 11194 Hay farming	22	92	\$3,328	-	-	\$0
NAICS 111940 Hay farming	22	92	\$3,328	-	-	\$0
NAICS 11199 All other crop farming	23	-	\$0	1	-	\$0
NAICS 111991 Sugar beet farming	9	-	\$0	-	-	\$0
NAICS 111998 All other miscellaneous crop farming	14	54	\$3,350	1	-	\$0
NAICS 112 Animal production and aquaculture	996	8,538	\$4,078	8	-	\$0
NAICS 1121 Cattle ranching and farming	776	5,860	\$4,043	6	22	\$4,888
NAICS 11211 Beef cattle ranching and farming, including feedlots	733	5,182	\$4,056	6	22	\$4,888
NAICS 112111 Beef cattle ranching and farming	470	2,077	\$3,514	5	-	\$0
NAICS 112112 Cattle feedlots	263	3,106	\$4,420	1	-	\$0
NAICS 11212 Dairy cattle and milk production	43	678	\$3,935	-	-	\$0
NAICS 112120 Dairy cattle and milk production	43	678	\$3,935	-	-	\$0
NAICS 1122 Hog and pig farming	154	2,248	\$4,190	2	-	\$0
NAICS 11221 Hog and pig farming	154	2,248	\$4,190	2	-	\$0
NAICS 112210 Hog and pig farming	154	2,248	\$4,190	2	-	\$0
NAICS 1124 Sheep and goat farming	2	-	\$0	-	-	\$0
NAICS 11241 Sheep farming	2	-	\$0	-	-	\$0
NAICS 112410 Sheep farming	2	-	\$0	-	-	\$0
NAICS 1125 Aquaculture	6	-	\$0	-	-	\$0
NAICS 11251 Aquaculture	6	-	\$0	-	-	\$0
NAICS 112511 Finfish farming and fish hatcheries	6	-	\$0	-	-	\$0
NAICS 1129 Other animal production	30	140	\$3,995	-	-	\$0
NAICS 11291 Apiculture	4	-	\$0	-	-	\$0
NAICS 112910 Apiculture	4	-	\$0	-	-	\$0
NAICS 11292 Horses and other equine production	2	-	\$0	-	-	\$0
NAICS 112920 Horses and other equine production	2	-	\$0	-	-	\$0
NAICS 11299 All other animal production	24	126	\$4,017	-	-	\$0
NAICS 112990 All other animal production	24	126	\$4,017	-	-	\$0
NAICS 113 Forestry and logging	5	8	\$3,623	-	-	\$0
NAICS 1133 Logging	5	8	\$3,623	-	-	\$0
NAICS 11331 Logging	5	8	\$3,623	-	-	\$0
NAICS 113310 Logging	5	8	\$3,623	-	-	\$0
NAICS 114 Fishing, hunting and trapping	-	-	\$0	-	-	\$0
NAICS 1142 Hunting and trapping	-	-	\$0	-	-	\$0
NAICS 11421 Hunting and trapping	-	-	\$0	-	-	\$0
NAICS 114210 Hunting and trapping	-	-	\$0	-	-	\$0
NAICS 115 Support activities for agriculture and forestry	334	1,923	\$5,152	2	-	\$0
NAICS 1151 Support activities for crop production	286	1,597	\$5,378	2	-	\$0
NAICS 11511 Support activities for crop production	286	1,597	\$5,378	2	-	\$0
NAICS 115112 Soil preparation, planting, and cultivating	125	465	\$4,576	1	-	\$0
NAICS 115113 Crop harvesting, primarily by machine	42	137	\$4,411	-	-	\$0
NAICS 115114 Postharvest crop activities (except cotton ginning)	30	659	\$5,967	-	-	\$0
NAICS 115115 Farm labor contractors and crew leaders	11	32	\$5,196	1	-	\$0
NAICS 115116 Farm management services	78	304	\$5,794	-	-	\$0
NAICS 1152 Support activities for animal production	44	318	\$4,086	-	-	\$0
NAICS 11521 Support activities for animal production	44	318	\$4,086	-	-	\$0
NAICS 115210 Support activities for animal production	44	318	\$4,086	-	-	\$0
NAICS 1153 Support activities for forestry	4	8	\$2,669	-	-	\$0
NAICS 11531 Support activities for forestry	4	8	\$2,669	-	-	\$0
NAICS 115310 Support activities for forestry	4	8	\$2,669	-	-	\$0

United States Bureau of Labor Statistics. Quarterly Census of Employment and Wages. QCEW Data Files. Accessed: 6 December 2024.  
[www.bls.gov/cew/downloadable-data-files.htm](http://www.bls.gov/cew/downloadable-data-files.htm)

\* Quarterly Census of Employment and Wages (QCEW) are compiled from state unemployment insurance (UI) program reports. Data excludes self-employed owners, unpaid family members, and certain farm and domestic workers, including those who earned no wages during the entire applicable pay period.  
\*\* North American Industry Classification System (NAICS).



J. Hewlett-University of Wyoming, J.Tranel-Colorado State University,  
J. Parsons-University of Nebraska-Lincoln, and E. Dennis-University of Nebraska-Lincoln.

© All Rights Reserved.  
RightRisk.org. December 2024.



SECOND QUARTER, 2024 Bureau of Labor QCEW* Statistics - Average Values by NAICS** Industry, Private Ownership Only.	STATE: NEBRASKA			COUNTY: PHELPS		
	2024-Q2 Average Establishments Count	2024-Q2 Average Employment Level	2024-Q2 Monthly Avg. Compensation	2024-Q2 Average Establishments Count	2024-Q2 Average Employment Level	2024-Q2 Monthly Avg. Compensation
	NAICS 11 Agriculture, forestry, fishing and hunting	2,586	15,327	\$4,125	67	429
NAICS 111 Crop production	1,251	4,858	\$3,809	33	99	\$3,657
NAICS 1111 Oilseed and grain farming	1,129	3,621	\$3,761	33	99	\$3,657
NAICS 11113 Dry pea and bean farming	-	-	\$0	-	-	\$0
NAICS 111130 Dry pea and bean farming	-	-	\$0	-	-	\$0
NAICS 11114 Wheat farming	6	15	\$3,649	-	-	\$0
NAICS 111140 Wheat farming	6	15	\$3,649	-	-	\$0
NAICS 11115 Corn farming	348	1,116	\$3,813	17	59	\$3,332
NAICS 111150 Corn farming	348	1,116	\$3,813	17	59	\$3,332
NAICS 11119 Other grain farming	769	2,476	\$3,740	16	40	\$4,138
NAICS 111191 Oilseed and grain combination farming	751	2,426	\$3,735	15	-	\$0
NAICS 111199 All other grain farming	18	50	\$3,883	1	-	\$0
NAICS 1112 Vegetable and melon farming	31	445	\$4,377	-	-	\$0
NAICS 11121 Vegetable and melon farming	31	445	\$4,377	-	-	\$0
NAICS 111211 Potato farming	16	316	\$4,749	-	-	\$0
NAICS 111219 Other vegetable (except potato) and melon farming	15	128	\$3,458	-	-	\$0
NAICS 1114 Greenhouse, nursery, and floriculture production	43	539	\$3,172	-	-	\$0
NAICS 11141 Food crops grown under cover	3	12	\$1,703	-	-	\$0
NAICS 111411 Mushroom production	-	-	\$0	-	-	\$0
NAICS 111419 Other food crops grown under cover	3	12	\$1,703	-	-	\$0
NAICS 11142 Nursery and floriculture production	40	527	\$3,207	-	-	\$0
NAICS 111421 Nursery and tree production	32	462	\$3,337	-	-	\$0
NAICS 111422 Floriculture production	8	66	\$2,275	-	-	\$0
NAICS 1119 Other crop farming	45	-	\$0	-	-	\$0
NAICS 11194 Hay farming	22	92	\$3,328	-	-	\$0
NAICS 111940 Hay farming	22	92	\$3,328	-	-	\$0
NAICS 11199 All other crop farming	23	-	\$0	-	-	\$0
NAICS 111991 Sugar beet farming	9	-	\$0	-	-	\$0
NAICS 111998 All other miscellaneous crop farming	14	54	\$3,350	-	-	\$0
NAICS 112 Animal production and aquaculture	996	8,538	\$4,078	23	244	\$4,082
NAICS 1121 Cattle ranching and farming	776	5,860	\$4,043	21	216	\$4,052
NAICS 11211 Beef cattle ranching and farming, including feedlots	733	5,182	\$4,056	21	216	\$4,052
NAICS 112111 Beef cattle ranching and farming	470	2,077	\$3,514	5	20	\$3,280
NAICS 112112 Cattle feedlots	263	3,106	\$4,420	16	195	\$4,134
NAICS 11212 Dairy cattle and milk production	43	678	\$3,935	-	-	\$0
NAICS 112120 Dairy cattle and milk production	43	678	\$3,935	-	-	\$0
NAICS 1122 Hog and pig farming	154	2,248	\$4,190	1	-	\$0
NAICS 11221 Hog and pig farming	154	2,248	\$4,190	1	-	\$0
NAICS 112210 Hog and pig farming	154	2,248	\$4,190	1	-	\$0
NAICS 1124 Sheep and goat farming	2	-	\$0	-	-	\$0
NAICS 11241 Sheep farming	2	-	\$0	-	-	\$0
NAICS 112410 Sheep farming	2	-	\$0	-	-	\$0
NAICS 1125 Aquaculture	6	-	\$0	-	-	\$0
NAICS 11251 Aquaculture	6	-	\$0	-	-	\$0
NAICS 112511 Finfish farming and fish hatcheries	6	-	\$0	-	-	\$0
NAICS 1129 Other animal production	30	140	\$3,995	1	-	\$0
NAICS 11291 Apiculture	4	-	\$0	-	-	\$0
NAICS 112910 Apiculture	4	-	\$0	-	-	\$0
NAICS 11292 Horses and other equine production	2	-	\$0	-	-	\$0
NAICS 112920 Horses and other equine production	2	-	\$0	-	-	\$0
NAICS 11299 All other animal production	24	126	\$4,017	1	-	\$0
NAICS 112990 All other animal production	24	126	\$4,017	1	-	\$0
NAICS 113 Forestry and logging	5	8	\$3,623	-	-	\$0
NAICS 1133 Logging	5	8	\$3,623	-	-	\$0
NAICS 11331 Logging	5	8	\$3,623	-	-	\$0
NAICS 113310 Logging	5	8	\$3,623	-	-	\$0
NAICS 114 Fishing, hunting and trapping	-	-	\$0	-	-	\$0
NAICS 1142 Hunting and trapping	-	-	\$0	-	-	\$0
NAICS 11421 Hunting and trapping	-	-	\$0	-	-	\$0
NAICS 114210 Hunting and trapping	-	-	\$0	-	-	\$0
NAICS 115 Support activities for agriculture and forestry	334	1,923	\$5,152	11	87	\$6,513
NAICS 1151 Support activities for crop production	286	1,597	\$5,378	11	87	\$6,513
NAICS 11511 Support activities for crop production	286	1,597	\$5,378	11	87	\$6,513
NAICS 115112 Soil preparation, planting, and cultivating	125	465	\$4,576	5	51	\$7,739
NAICS 115113 Crop harvesting, primarily by machine	42	137	\$4,411	2	-	\$0
NAICS 115114 Postharvest crop activities (except cotton ginning)	30	659	\$5,967	1	-	\$0
NAICS 115115 Farm labor contractors and crew leaders	11	32	\$5,196	1	-	\$0
NAICS 115116 Farm management services	78	304	\$5,794	2	-	\$0
NAICS 1152 Support activities for animal production	44	318	\$4,086	-	-	\$0
NAICS 11521 Support activities for animal production	44	318	\$4,086	-	-	\$0
NAICS 115210 Support activities for animal production	44	318	\$4,086	-	-	\$0
NAICS 1153 Support activities for forestry	4	8	\$2,669	-	-	\$0
NAICS 11531 Support activities for forestry	4	8	\$2,669	-	-	\$0
NAICS 115310 Support activities for forestry	4	8	\$2,669	-	-	\$0

United States Bureau of Labor Statistics. Quarterly Census of Employment and Wages. QCEW Data Files. Accessed: 6 December 2024.  
[www.bls.gov/cew/downloadable-data-files.htm](http://www.bls.gov/cew/downloadable-data-files.htm)

\* Quarterly Census of Employment and Wages (QCEW) are compiled from state unemployment insurance (UI) program reports. Data excludes self-employed owners, unpaid family members, and certain farm and domestic workers, including those who earned no wages during the entire applicable pay period.  
\*\* North American Industry Classification System (NAICS).



J. Hewlett-University of Wyoming, J.Tranel-Colorado State University,  
J. Parsons-University of Nebraska-Lincoln, and E. Dennis-University of Nebraska-Lincoln.

© All Rights Reserved.  
RightRisk.org. December 2024.

SECOND QUARTER, 2024 Bureau of Labor QCEW* Statistics - Average Values by NAICS** Industry, Private Ownership Only.	STATE: NEBRASKA			COUNTY: PIERCE		
	2024-Q2 Average Establishments Count	2024-Q2 Average Employment Level	2024-Q2 Monthly Avg. Compensation	2024-Q2 Average Establishments Count	2024-Q2 Average Employment Level	2024-Q2 Monthly Avg. Compensation
	NAICS 11 Agriculture, forestry, fishing and hunting	2,586	15,327	\$4,125	19	70
NAICS 111 Crop production	1,251	4,858	\$3,809	6	20	\$3,510
NAICS 1111 Oilseed and grain farming	1,129	3,621	\$3,761	6	20	\$3,510
NAICS 11113 Dry pea and bean farming	-	-	\$0	-	-	\$0
NAICS 111130 Dry pea and bean farming	-	-	\$0	-	-	\$0
NAICS 11114 Wheat farming	6	15	\$3,649	-	-	\$0
NAICS 111140 Wheat farming	6	15	\$3,649	-	-	\$0
NAICS 11115 Corn farming	348	1,116	\$3,813	2	-	\$0
NAICS 111150 Corn farming	348	1,116	\$3,813	2	-	\$0
NAICS 11119 Other grain farming	769	2,476	\$3,740	4	-	\$0
NAICS 111191 Oilseed and grain combination farming	751	2,426	\$3,735	4	-	\$0
NAICS 111199 All other grain farming	18	50	\$3,883	-	-	\$0
NAICS 1112 Vegetable and melon farming	31	445	\$4,377	-	-	\$0
NAICS 11121 Vegetable and melon farming	31	445	\$4,377	-	-	\$0
NAICS 111211 Potato farming	16	316	\$4,749	-	-	\$0
NAICS 111219 Other vegetable (except potato) and melon farming	15	128	\$3,458	-	-	\$0
NAICS 1114 Greenhouse, nursery, and floriculture production	43	539	\$3,172	-	-	\$0
NAICS 11141 Food crops grown under cover	3	12	\$1,703	-	-	\$0
NAICS 111411 Mushroom production	-	-	\$0	-	-	\$0
NAICS 111419 Other food crops grown under cover	3	12	\$1,703	-	-	\$0
NAICS 11142 Nursery and floriculture production	40	527	\$3,207	-	-	\$0
NAICS 111421 Nursery and tree production	32	462	\$3,337	-	-	\$0
NAICS 111422 Floriculture production	8	66	\$2,275	-	-	\$0
NAICS 1119 Other crop farming	45	-	\$0	-	-	\$0
NAICS 11194 Hay farming	22	92	\$3,328	-	-	\$0
NAICS 111940 Hay farming	22	92	\$3,328	-	-	\$0
NAICS 11199 All other crop farming	23	-	\$0	-	-	\$0
NAICS 111991 Sugar beet farming	9	-	\$0	-	-	\$0
NAICS 111998 All other miscellaneous crop farming	14	54	\$3,350	-	-	\$0
NAICS 112 Animal production and aquaculture	996	8,538	\$4,078	8	39	\$4,047
NAICS 1121 Cattle ranching and farming	776	5,860	\$4,043	7	-	\$0
NAICS 11211 Beef cattle ranching and farming, including feedlots	733	5,182	\$4,056	7	-	\$0
NAICS 112111 Beef cattle ranching and farming	470	2,077	\$3,514	2	-	\$0
NAICS 112112 Cattle feedlots	263	3,106	\$4,420	5	32	\$3,844
NAICS 11212 Dairy cattle and milk production	43	678	\$3,935	-	-	\$0
NAICS 112120 Dairy cattle and milk production	43	678	\$3,935	-	-	\$0
NAICS 1122 Hog and pig farming	154	2,248	\$4,190	1	-	\$0
NAICS 11221 Hog and pig farming	154	2,248	\$4,190	1	-	\$0
NAICS 112210 Hog and pig farming	154	2,248	\$4,190	1	-	\$0
NAICS 1124 Sheep and goat farming	2	-	\$0	-	-	\$0
NAICS 11241 Sheep farming	2	-	\$0	-	-	\$0
NAICS 112410 Sheep farming	2	-	\$0	-	-	\$0
NAICS 1125 Aquaculture	6	-	\$0	-	-	\$0
NAICS 11251 Aquaculture	6	-	\$0	-	-	\$0
NAICS 112511 Finfish farming and fish hatcheries	6	-	\$0	-	-	\$0
NAICS 1129 Other animal production	30	140	\$3,995	-	-	\$0
NAICS 11291 Apiculture	4	-	\$0	-	-	\$0
NAICS 112910 Apiculture	4	-	\$0	-	-	\$0
NAICS 11292 Horses and other equine production	2	-	\$0	-	-	\$0
NAICS 112920 Horses and other equine production	2	-	\$0	-	-	\$0
NAICS 11299 All other animal production	24	126	\$4,017	-	-	\$0
NAICS 112990 All other animal production	24	126	\$4,017	-	-	\$0
NAICS 113 Forestry and logging	5	8	\$3,623	-	-	\$0
NAICS 1133 Logging	5	8	\$3,623	-	-	\$0
NAICS 11331 Logging	5	8	\$3,623	-	-	\$0
NAICS 113310 Logging	5	8	\$3,623	-	-	\$0
NAICS 114 Fishing, hunting and trapping	-	-	\$0	-	-	\$0
NAICS 1142 Hunting and trapping	-	-	\$0	-	-	\$0
NAICS 11421 Hunting and trapping	-	-	\$0	-	-	\$0
NAICS 114210 Hunting and trapping	-	-	\$0	-	-	\$0
NAICS 115 Support activities for agriculture and forestry	334	1,923	\$5,152	5	12	\$4,225
NAICS 1151 Support activities for crop production	286	1,597	\$5,378	5	12	\$4,225
NAICS 11511 Support activities for crop production	286	1,597	\$5,378	5	12	\$4,225
NAICS 115112 Soil preparation, planting, and cultivating	125	465	\$4,576	4	-	\$0
NAICS 115113 Crop harvesting, primarily by machine	42	137	\$4,411	-	-	\$0
NAICS 115114 Postharvest crop activities (except cotton ginning)	30	659	\$5,967	-	-	\$0
NAICS 115115 Farm labor contractors and crew leaders	11	32	\$5,196	-	-	\$0
NAICS 115116 Farm management services	78	304	\$5,794	1	-	\$0
NAICS 1152 Support activities for animal production	44	318	\$4,086	-	-	\$0
NAICS 11521 Support activities for animal production	44	318	\$4,086	-	-	\$0
NAICS 115210 Support activities for animal production	44	318	\$4,086	-	-	\$0
NAICS 1153 Support activities for forestry	4	8	\$2,669	-	-	\$0
NAICS 11531 Support activities for forestry	4	8	\$2,669	-	-	\$0
NAICS 115310 Support activities for forestry	4	8	\$2,669	-	-	\$0

United States Bureau of Labor Statistics. Quarterly Census of Employment and Wages. QCEW Data Files. Accessed: 6 December 2024.  
[www.bls.gov/cew/downloadable-data-files.htm](http://www.bls.gov/cew/downloadable-data-files.htm)

\* Quarterly Census of Employment and Wages (QCEW) are compiled from state unemployment insurance (UI) program reports. Data excludes self-employed owners, unpaid family members, and certain farm and domestic workers, including those who earned no wages during the entire applicable pay period.  
\*\* North American Industry Classification System (NAICS).



J. Hewlett-University of Wyoming, J.Tranel-Colorado State University,  
J. Parsons-University of Nebraska-Lincoln, and E. Dennis-University of Nebraska-Lincoln.

© All Rights Reserved.  
RightRisk.org. December 2024.

SECOND QUARTER, 2024 Bureau of Labor QCEW* Statistics - Average Values by NAICS** Industry, Private Ownership Only.	STATE: NEBRASKA			COUNTY: PLATTE		
	2024-Q2 Average Establishments Count	2024-Q2 Average Employment Level	2024-Q2 Monthly Avg. Compensation	2024-Q2 Average Establishments Count	2024-Q2 Average Employment Level	2024-Q2 Monthly Avg. Compensation
	NAICS 11 Agriculture, forestry, fishing and hunting	2,586	15,327	\$4,125	65	-
NAICS 111 Crop production	1,251	4,858	\$3,809	22	88	\$4,039
NAICS 1111 Oilseed and grain farming	1,129	3,621	\$3,761	19	51	\$3,631
NAICS 11113 Dry pea and bean farming	-	-	\$0	-	-	\$0
NAICS 111130 Dry pea and bean farming	-	-	\$0	-	-	\$0
NAICS 11114 Wheat farming	6	15	\$3,649	-	-	\$0
NAICS 111140 Wheat farming	6	15	\$3,649	-	-	\$0
NAICS 11115 Corn farming	348	1,116	\$3,813	6	12	\$5,187
NAICS 111150 Corn farming	348	1,116	\$3,813	6	12	\$5,187
NAICS 11119 Other grain farming	769	2,476	\$3,740	13	38	\$3,129
NAICS 111191 Oilseed and grain combination farming	751	2,426	\$3,735	12	-	\$0
NAICS 111199 All other grain farming	18	50	\$3,883	1	-	\$0
NAICS 1112 Vegetable and melon farming	31	445	\$4,377	1	-	\$0
NAICS 11121 Vegetable and melon farming	31	445	\$4,377	1	-	\$0
NAICS 111211 Potato farming	16	316	\$4,749	1	-	\$0
NAICS 111219 Other vegetable (except potato) and melon farming	15	128	\$3,458	-	-	\$0
NAICS 1114 Greenhouse, nursery, and floriculture production	43	539	\$3,172	1	-	\$0
NAICS 11141 Food crops grown under cover	3	12	\$1,703	-	-	\$0
NAICS 111411 Mushroom production	-	-	\$0	-	-	\$0
NAICS 111419 Other food crops grown under cover	3	12	\$1,703	-	-	\$0
NAICS 11142 Nursery and floriculture production	40	527	\$3,207	1	-	\$0
NAICS 111421 Nursery and tree production	32	462	\$3,337	1	-	\$0
NAICS 111422 Floriculture production	8	66	\$2,275	-	-	\$0
NAICS 1119 Other crop farming	45	-	\$0	1	-	\$0
NAICS 11194 Hay farming	22	92	\$3,328	-	-	\$0
NAICS 111940 Hay farming	22	92	\$3,328	-	-	\$0
NAICS 11199 All other crop farming	23	-	\$0	1	-	\$0
NAICS 111991 Sugar beet farming	9	-	\$0	-	-	\$0
NAICS 111998 All other miscellaneous crop farming	14	54	\$3,350	1	-	\$0
NAICS 112 Animal production and aquaculture	996	8,538	\$4,078	33	479	\$4,017
NAICS 1121 Cattle ranching and farming	776	5,860	\$4,043	15	-	\$0
NAICS 11211 Beef cattle ranching and farming, including feedlots	733	5,182	\$4,056	13	81	\$3,432
NAICS 112111 Beef cattle ranching and farming	470	2,077	\$3,514	3	16	\$3,770
NAICS 112112 Cattle feedlots	263	3,106	\$4,420	10	65	\$3,350
NAICS 11212 Dairy cattle and milk production	43	678	\$3,935	2	-	\$0
NAICS 112120 Dairy cattle and milk production	43	678	\$3,935	2	-	\$0
NAICS 1122 Hog and pig farming	154	2,248	\$4,190	16	361	\$4,182
NAICS 11221 Hog and pig farming	154	2,248	\$4,190	16	361	\$4,182
NAICS 112210 Hog and pig farming	154	2,248	\$4,190	16	361	\$4,182
NAICS 1124 Sheep and goat farming	2	-	\$0	-	-	\$0
NAICS 11241 Sheep farming	2	-	\$0	-	-	\$0
NAICS 112410 Sheep farming	2	-	\$0	-	-	\$0
NAICS 1125 Aquaculture	6	-	\$0	-	-	\$0
NAICS 11251 Aquaculture	6	-	\$0	-	-	\$0
NAICS 112511 Finfish farming and fish hatcheries	6	-	\$0	-	-	\$0
NAICS 1129 Other animal production	30	140	\$3,995	-	-	\$0
NAICS 11291 Apiculture	4	-	\$0	-	-	\$0
NAICS 112910 Apiculture	4	-	\$0	-	-	\$0
NAICS 11292 Horses and other equine production	2	-	\$0	-	-	\$0
NAICS 112920 Horses and other equine production	2	-	\$0	-	-	\$0
NAICS 11299 All other animal production	24	126	\$4,017	-	-	\$0
NAICS 112990 All other animal production	24	126	\$4,017	-	-	\$0
NAICS 113 Forestry and logging	5	8	\$3,623	-	-	\$0
NAICS 1133 Logging	5	8	\$3,623	-	-	\$0
NAICS 11331 Logging	5	8	\$3,623	-	-	\$0
NAICS 113310 Logging	5	8	\$3,623	-	-	\$0
NAICS 114 Fishing, hunting and trapping	-	-	\$0	-	-	\$0
NAICS 1142 Hunting and trapping	-	-	\$0	-	-	\$0
NAICS 11421 Hunting and trapping	-	-	\$0	-	-	\$0
NAICS 114210 Hunting and trapping	-	-	\$0	-	-	\$0
NAICS 115 Support activities for agriculture and forestry	334	1,923	\$5,152	10	-	\$0
NAICS 1151 Support activities for crop production	286	1,597	\$5,378	9	59	\$7,540
NAICS 11511 Support activities for crop production	286	1,597	\$5,378	9	59	\$7,540
NAICS 115112 Soil preparation, planting, and cultivating	125	465	\$4,576	1	-	\$0
NAICS 115113 Crop harvesting, primarily by machine	42	137	\$4,411	3	-	\$0
NAICS 115114 Postharvest crop activities (except cotton ginning)	30	659	\$5,967	-	-	\$0
NAICS 115115 Farm labor contractors and crew leaders	11	32	\$5,196	-	-	\$0
NAICS 115116 Farm management services	78	304	\$5,794	5	-	\$0
NAICS 1152 Support activities for animal production	44	318	\$4,086	1	-	\$0
NAICS 11521 Support activities for animal production	44	318	\$4,086	1	-	\$0
NAICS 115210 Support activities for animal production	44	318	\$4,086	1	-	\$0
NAICS 1153 Support activities for forestry	4	8	\$2,669	-	-	\$0
NAICS 11531 Support activities for forestry	4	8	\$2,669	-	-	\$0
NAICS 115310 Support activities for forestry	4	8	\$2,669	-	-	\$0

United States Bureau of Labor Statistics. Quarterly Census of Employment and Wages. QCEW Data Files. Accessed: 6 December 2024.  
[www.bls.gov/cew/downloadable-data-files.htm](http://www.bls.gov/cew/downloadable-data-files.htm)

\* Quarterly Census of Employment and Wages (QCEW) are compiled from state unemployment insurance (UI) program reports. Data excludes self-employed owners, unpaid family members, and certain farm and domestic workers, including those who earned no wages during the entire applicable pay period.  
\*\* North American Industry Classification System (NAICS).



J. Hewlett-University of Wyoming, J.Tranel-Colorado State University,  
J. Parsons-University of Nebraska-Lincoln, and E. Dennis-University of Nebraska-Lincoln.

© All Rights Reserved.  
RightRisk.org. December 2024.



SECOND QUARTER, 2024 Bureau of Labor QCEW* Statistics - Average Values by NAICS** Industry, Private Ownership Only.	STATE: NEBRASKA			COUNTY: POLK		
	2024-Q2 Average Establishments Count	2024-Q2 Average Employment Level	2024-Q2 Monthly Avg. Compensation	2024-Q2 Average Establishments Count	2024-Q2 Average Employment Level	2024-Q2 Monthly Avg. Compensation
	NAICS 11 Agriculture, forestry, fishing and hunting	2,586	15,327	\$4,125	32	-
NAICS 111 Crop production	1,251	4,858	\$3,809	18	38	\$4,065
NAICS 1111 Oilseed and grain farming	1,129	3,621	\$3,761	18	38	\$4,065
NAICS 11113 Dry pea and bean farming	-	-	\$0	-	-	\$0
NAICS 111130 Dry pea and bean farming	-	-	\$0	-	-	\$0
NAICS 11114 Wheat farming	6	15	\$3,649	-	-	\$0
NAICS 111140 Wheat farming	6	15	\$3,649	-	-	\$0
NAICS 11115 Corn farming	348	1,116	\$3,813	8	13	\$2,682
NAICS 111150 Corn farming	348	1,116	\$3,813	8	13	\$2,682
NAICS 11119 Other grain farming	769	2,476	\$3,740	10	25	\$4,754
NAICS 111191 Oilseed and grain combination farming	751	2,426	\$3,735	10	25	\$4,754
NAICS 111199 All other grain farming	18	50	\$3,883	-	-	\$0
NAICS 1112 Vegetable and melon farming	31	445	\$4,377	-	-	\$0
NAICS 11121 Vegetable and melon farming	31	445	\$4,377	-	-	\$0
NAICS 111211 Potato farming	16	316	\$4,749	-	-	\$0
NAICS 111219 Other vegetable (except potato) and melon farming	15	128	\$3,458	-	-	\$0
NAICS 1114 Greenhouse, nursery, and floriculture production	43	539	\$3,172	-	-	\$0
NAICS 11141 Food crops grown under cover	3	12	\$1,703	-	-	\$0
NAICS 111411 Mushroom production	-	-	\$0	-	-	\$0
NAICS 111419 Other food crops grown under cover	3	12	\$1,703	-	-	\$0
NAICS 11142 Nursery and floriculture production	40	527	\$3,207	-	-	\$0
NAICS 111421 Nursery and tree production	32	462	\$3,337	-	-	\$0
NAICS 111422 Floriculture production	8	66	\$2,275	-	-	\$0
NAICS 1119 Other crop farming	45	-	\$0	-	-	\$0
NAICS 11194 Hay farming	22	92	\$3,328	-	-	\$0
NAICS 111940 Hay farming	22	92	\$3,328	-	-	\$0
NAICS 11199 All other crop farming	23	-	\$0	-	-	\$0
NAICS 111991 Sugar beet farming	9	-	\$0	-	-	\$0
NAICS 111998 All other miscellaneous crop farming	14	54	\$3,350	-	-	\$0
NAICS 112 Animal production and aquaculture	996	8,538	\$4,078	12	135	\$4,411
NAICS 1121 Cattle ranching and farming	776	5,860	\$4,043	12	135	\$4,411
NAICS 11211 Beef cattle ranching and farming, including feedlots	733	5,182	\$4,056	10	-	\$0
NAICS 112111 Beef cattle ranching and farming	470	2,077	\$3,514	4	-	\$0
NAICS 112112 Cattle feedlots	263	3,106	\$4,420	6	31	\$4,030
NAICS 11212 Dairy cattle and milk production	43	678	\$3,935	2	-	\$0
NAICS 112120 Dairy cattle and milk production	43	678	\$3,935	2	-	\$0
NAICS 1122 Hog and pig farming	154	2,248	\$4,190	-	-	\$0
NAICS 11221 Hog and pig farming	154	2,248	\$4,190	-	-	\$0
NAICS 112210 Hog and pig farming	154	2,248	\$4,190	-	-	\$0
NAICS 1124 Sheep and goat farming	2	-	\$0	-	-	\$0
NAICS 11241 Sheep farming	2	-	\$0	-	-	\$0
NAICS 112410 Sheep farming	2	-	\$0	-	-	\$0
NAICS 1125 Aquaculture	6	-	\$0	-	-	\$0
NAICS 11251 Aquaculture	6	-	\$0	-	-	\$0
NAICS 112511 Finfish farming and fish hatcheries	6	-	\$0	-	-	\$0
NAICS 1129 Other animal production	30	140	\$3,995	-	-	\$0
NAICS 11291 Apiculture	4	-	\$0	-	-	\$0
NAICS 112910 Apiculture	4	-	\$0	-	-	\$0
NAICS 11292 Horses and other equine production	2	-	\$0	-	-	\$0
NAICS 112920 Horses and other equine production	2	-	\$0	-	-	\$0
NAICS 11299 All other animal production	24	126	\$4,017	-	-	\$0
NAICS 112990 All other animal production	24	126	\$4,017	-	-	\$0
NAICS 113 Forestry and logging	5	8	\$3,623	-	-	\$0
NAICS 1133 Logging	5	8	\$3,623	-	-	\$0
NAICS 11331 Logging	5	8	\$3,623	-	-	\$0
NAICS 113310 Logging	5	8	\$3,623	-	-	\$0
NAICS 114 Fishing, hunting and trapping	-	-	\$0	-	-	\$0
NAICS 1142 Hunting and trapping	-	-	\$0	-	-	\$0
NAICS 11421 Hunting and trapping	-	-	\$0	-	-	\$0
NAICS 114210 Hunting and trapping	-	-	\$0	-	-	\$0
NAICS 115 Support activities for agriculture and forestry	334	1,923	\$5,152	2	-	\$0
NAICS 1151 Support activities for crop production	286	1,597	\$5,378	2	-	\$0
NAICS 11511 Support activities for crop production	286	1,597	\$5,378	2	-	\$0
NAICS 115112 Soil preparation, planting, and cultivating	125	465	\$4,576	1	-	\$0
NAICS 115113 Crop harvesting, primarily by machine	42	137	\$4,411	1	-	\$0
NAICS 115114 Postharvest crop activities (except cotton ginning)	30	659	\$5,967	-	-	\$0
NAICS 115115 Farm labor contractors and crew leaders	11	32	\$5,196	-	-	\$0
NAICS 115116 Farm management services	78	304	\$5,794	-	-	\$0
NAICS 1152 Support activities for animal production	44	318	\$4,086	-	-	\$0
NAICS 11521 Support activities for animal production	44	318	\$4,086	-	-	\$0
NAICS 115210 Support activities for animal production	44	318	\$4,086	-	-	\$0
NAICS 1153 Support activities for forestry	4	8	\$2,669	-	-	\$0
NAICS 11531 Support activities for forestry	4	8	\$2,669	-	-	\$0
NAICS 115310 Support activities for forestry	4	8	\$2,669	-	-	\$0

United States Bureau of Labor Statistics. Quarterly Census of Employment and Wages. QCEW Data Files. Accessed: 6 December 2024.  
[www.bls.gov/cew/downloadable-data-files.htm](http://www.bls.gov/cew/downloadable-data-files.htm)

\* Quarterly Census of Employment and Wages (QCEW) are compiled from state unemployment insurance (UI) program reports. Data excludes self-employed owners, unpaid family members, and certain farm and domestic workers, including those who earned no wages during the entire applicable pay period.  
\*\* North American Industry Classification System (NAICS).



J. Hewlett-University of Wyoming, J.Tranel-Colorado State University,  
J. Parsons-University of Nebraska-Lincoln, and E. Dennis-University of Nebraska-Lincoln.

© All Rights Reserved.  
RightRisk.org. December 2024.

SECOND QUARTER, 2024 Bureau of Labor QCEW* Statistics - Average Values by NAICS** Industry, Private Ownership Only.	STATE: NEBRASKA			COUNTY: RED WILLOW		
	2024-Q2 Average Establishments Count	2024-Q2 Average Employment Level	2024-Q2 Monthly Avg. Compensation	2024-Q2 Average Establishments Count	2024-Q2 Average Employment Level	2024-Q2 Monthly Avg. Compensation
	NAICS 11 Agriculture, forestry, fishing and hunting	2,586	15,327	\$4,125	30	208
NAICS 111 Crop production	1,251	4,858	\$3,809	16	-	\$0
NAICS 1111 Oilseed and grain farming	1,129	3,621	\$3,761	14	62	\$3,293
NAICS 11113 Dry pea and bean farming	-	-	\$0	-	-	\$0
NAICS 111130 Dry pea and bean farming	-	-	\$0	-	-	\$0
NAICS 11114 Wheat farming	6	15	\$3,649	-	-	\$0
NAICS 111140 Wheat farming	6	15	\$3,649	-	-	\$0
NAICS 11115 Corn farming	348	1,116	\$3,813	8	33	\$2,765
NAICS 111150 Corn farming	348	1,116	\$3,813	8	33	\$2,765
NAICS 11119 Other grain farming	769	2,476	\$3,740	6	30	\$3,878
NAICS 111191 Oilseed and grain combination farming	751	2,426	\$3,735	6	30	\$3,878
NAICS 111199 All other grain farming	18	50	\$3,883	-	-	\$0
NAICS 1112 Vegetable and melon farming	31	445	\$4,377	-	-	\$0
NAICS 11121 Vegetable and melon farming	31	445	\$4,377	-	-	\$0
NAICS 111211 Potato farming	16	316	\$4,749	-	-	\$0
NAICS 111219 Other vegetable (except potato) and melon farming	15	128	\$3,458	-	-	\$0
NAICS 1114 Greenhouse, nursery, and floriculture production	43	539	\$3,172	2	-	\$0
NAICS 11141 Food crops grown under cover	3	12	\$1,703	-	-	\$0
NAICS 111411 Mushroom production	-	-	\$0	-	-	\$0
NAICS 111419 Other food crops grown under cover	3	12	\$1,703	-	-	\$0
NAICS 11142 Nursery and floriculture production	40	527	\$3,207	2	-	\$0
NAICS 111421 Nursery and tree production	32	462	\$3,337	2	-	\$0
NAICS 111422 Floriculture production	8	66	\$2,275	-	-	\$0
NAICS 1119 Other crop farming	45	-	\$0	-	-	\$0
NAICS 11194 Hay farming	22	92	\$3,328	-	-	\$0
NAICS 111940 Hay farming	22	92	\$3,328	-	-	\$0
NAICS 11199 All other crop farming	23	-	\$0	-	-	\$0
NAICS 111991 Sugar beet farming	9	-	\$0	-	-	\$0
NAICS 111998 All other miscellaneous crop farming	14	54	\$3,350	-	-	\$0
NAICS 112 Animal production and aquaculture	996	8,538	\$4,078	11	107	\$4,260
NAICS 1121 Cattle ranching and farming	776	5,860	\$4,043	10	-	\$0
NAICS 11211 Beef cattle ranching and farming, including feedlots	733	5,182	\$4,056	8	83	\$4,151
NAICS 112111 Beef cattle ranching and farming	470	2,077	\$3,514	7	-	\$0
NAICS 112112 Cattle feedlots	263	3,106	\$4,420	1	-	\$0
NAICS 11212 Dairy cattle and milk production	43	678	\$3,935	2	-	\$0
NAICS 112120 Dairy cattle and milk production	43	678	\$3,935	2	-	\$0
NAICS 1122 Hog and pig farming	154	2,248	\$4,190	1	-	\$0
NAICS 11221 Hog and pig farming	154	2,248	\$4,190	1	-	\$0
NAICS 112210 Hog and pig farming	154	2,248	\$4,190	1	-	\$0
NAICS 1124 Sheep and goat farming	2	-	\$0	-	-	\$0
NAICS 11241 Sheep farming	2	-	\$0	-	-	\$0
NAICS 112410 Sheep farming	2	-	\$0	-	-	\$0
NAICS 1125 Aquaculture	6	-	\$0	-	-	\$0
NAICS 11251 Aquaculture	6	-	\$0	-	-	\$0
NAICS 112511 Finfish farming and fish hatcheries	6	-	\$0	-	-	\$0
NAICS 1129 Other animal production	30	140	\$3,995	-	-	\$0
NAICS 11291 Apiculture	4	-	\$0	-	-	\$0
NAICS 112910 Apiculture	4	-	\$0	-	-	\$0
NAICS 11292 Horses and other equine production	2	-	\$0	-	-	\$0
NAICS 112920 Horses and other equine production	2	-	\$0	-	-	\$0
NAICS 11299 All other animal production	24	126	\$4,017	-	-	\$0
NAICS 112990 All other animal production	24	126	\$4,017	-	-	\$0
NAICS 113 Forestry and logging	5	8	\$3,623	-	-	\$0
NAICS 1133 Logging	5	8	\$3,623	-	-	\$0
NAICS 11331 Logging	5	8	\$3,623	-	-	\$0
NAICS 113310 Logging	5	8	\$3,623	-	-	\$0
NAICS 114 Fishing, hunting and trapping	-	-	\$0	-	-	\$0
NAICS 1142 Hunting and trapping	-	-	\$0	-	-	\$0
NAICS 11421 Hunting and trapping	-	-	\$0	-	-	\$0
NAICS 114210 Hunting and trapping	-	-	\$0	-	-	\$0
NAICS 115 Support activities for agriculture and forestry	334	1,923	\$5,152	3	-	\$0
NAICS 1151 Support activities for crop production	286	1,597	\$5,378	3	-	\$0
NAICS 11511 Support activities for crop production	286	1,597	\$5,378	3	-	\$0
NAICS 115112 Soil preparation, planting, and cultivating	125	465	\$4,576	1	-	\$0
NAICS 115113 Crop harvesting, primarily by machine	42	137	\$4,411	1	-	\$0
NAICS 115114 Postharvest crop activities (except cotton ginning)	30	659	\$5,967	-	-	\$0
NAICS 115115 Farm labor contractors and crew leaders	11	32	\$5,196	-	-	\$0
NAICS 115116 Farm management services	78	304	\$5,794	1	-	\$0
NAICS 1152 Support activities for animal production	44	318	\$4,086	-	-	\$0
NAICS 11521 Support activities for animal production	44	318	\$4,086	-	-	\$0
NAICS 115210 Support activities for animal production	44	318	\$4,086	-	-	\$0
NAICS 1153 Support activities for forestry	4	8	\$2,669	-	-	\$0
NAICS 11531 Support activities for forestry	4	8	\$2,669	-	-	\$0
NAICS 115310 Support activities for forestry	4	8	\$2,669	-	-	\$0

United States Bureau of Labor Statistics. Quarterly Census of Employment and Wages. QCEW Data Files. Accessed: 6 December 2024.  
[www.bls.gov/cew/downloadable-data-files.htm](http://www.bls.gov/cew/downloadable-data-files.htm)

\* Quarterly Census of Employment and Wages (QCEW) are compiled from state unemployment insurance (UI) program reports. Data excludes self-employed owners, unpaid family members, and certain farm and domestic workers, including those who earned no wages during the entire applicable pay period.  
\*\* North American Industry Classification System (NAICS).



J. Hewlett-University of Wyoming, J.Tranel-Colorado State University,  
J. Parsons-University of Nebraska-Lincoln, and E. Dennis-University of Nebraska-Lincoln.

© All Rights Reserved.  
RightRisk.org. December 2024.

SECOND QUARTER, 2024 Bureau of Labor QCEW* Statistics - Average Values by NAICS** Industry, Private Ownership Only.	STATE: NEBRASKA			COUNTY: RICHARDSON		
	2024-Q2 Average Establishments Count	2024-Q2 Average Employment Level	2024-Q2 Monthly Avg. Compensation	2024-Q2 Average Establishments Count	2024-Q2 Average Employment Level	2024-Q2 Monthly Avg. Compensation
	NAICS 11 Agriculture, forestry, fishing and hunting	2,586	15,327	\$4,125	9	-
NAICS 111 Crop production	1,251	4,858	\$3,809	5	18	\$2,808
NAICS 1111 Oilseed and grain farming	1,129	3,621	\$3,761	5	18	\$2,808
NAICS 11113 Dry pea and bean farming	-	-	\$0	-	-	\$0
NAICS 111130 Dry pea and bean farming	-	-	\$0	-	-	\$0
NAICS 11114 Wheat farming	6	15	\$3,649	-	-	\$0
NAICS 111140 Wheat farming	6	15	\$3,649	-	-	\$0
NAICS 11115 Corn farming	348	1,116	\$3,813	-	-	\$0
NAICS 111150 Corn farming	348	1,116	\$3,813	-	-	\$0
NAICS 11119 Other grain farming	769	2,476	\$3,740	5	18	\$2,808
NAICS 111191 Oilseed and grain combination farming	751	2,426	\$3,735	3	-	\$0
NAICS 111199 All other grain farming	18	50	\$3,883	2	-	\$0
NAICS 1112 Vegetable and melon farming	31	445	\$4,377	-	-	\$0
NAICS 11121 Vegetable and melon farming	31	445	\$4,377	-	-	\$0
NAICS 111211 Potato farming	16	316	\$4,749	-	-	\$0
NAICS 111219 Other vegetable (except potato) and melon farming	15	128	\$3,458	-	-	\$0
NAICS 1114 Greenhouse, nursery, and floriculture production	43	539	\$3,172	-	-	\$0
NAICS 11141 Food crops grown under cover	3	12	\$1,703	-	-	\$0
NAICS 111411 Mushroom production	-	-	\$0	-	-	\$0
NAICS 111419 Other food crops grown under cover	3	12	\$1,703	-	-	\$0
NAICS 11142 Nursery and floriculture production	40	527	\$3,207	-	-	\$0
NAICS 111421 Nursery and tree production	32	462	\$3,337	-	-	\$0
NAICS 111422 Floriculture production	8	66	\$2,275	-	-	\$0
NAICS 1119 Other crop farming	45	-	\$0	-	-	\$0
NAICS 11194 Hay farming	22	92	\$3,328	-	-	\$0
NAICS 111940 Hay farming	22	92	\$3,328	-	-	\$0
NAICS 11199 All other crop farming	23	-	\$0	-	-	\$0
NAICS 111991 Sugar beet farming	9	-	\$0	-	-	\$0
NAICS 111998 All other miscellaneous crop farming	14	54	\$3,350	-	-	\$0
NAICS 112 Animal production and aquaculture	996	8,538	\$4,078	4	-	\$0
NAICS 1121 Cattle ranching and farming	776	5,860	\$4,043	4	-	\$0
NAICS 11211 Beef cattle ranching and farming, including feedlots	733	5,182	\$4,056	2	-	\$0
NAICS 112111 Beef cattle ranching and farming	470	2,077	\$3,514	1	-	\$0
NAICS 112112 Cattle feedlots	263	3,106	\$4,420	1	-	\$0
NAICS 11212 Dairy cattle and milk production	43	678	\$3,935	2	-	\$0
NAICS 112120 Dairy cattle and milk production	43	678	\$3,935	2	-	\$0
NAICS 1122 Hog and pig farming	154	2,248	\$4,190	-	-	\$0
NAICS 11221 Hog and pig farming	154	2,248	\$4,190	-	-	\$0
NAICS 112210 Hog and pig farming	154	2,248	\$4,190	-	-	\$0
NAICS 1124 Sheep and goat farming	2	-	\$0	-	-	\$0
NAICS 11241 Sheep farming	2	-	\$0	-	-	\$0
NAICS 112410 Sheep farming	2	-	\$0	-	-	\$0
NAICS 1125 Aquaculture	6	-	\$0	-	-	\$0
NAICS 11251 Aquaculture	6	-	\$0	-	-	\$0
NAICS 112511 Finfish farming and fish hatcheries	6	-	\$0	-	-	\$0
NAICS 1129 Other animal production	30	140	\$3,995	-	-	\$0
NAICS 11291 Apiculture	4	-	\$0	-	-	\$0
NAICS 112910 Apiculture	4	-	\$0	-	-	\$0
NAICS 11292 Horses and other equine production	2	-	\$0	-	-	\$0
NAICS 112920 Horses and other equine production	2	-	\$0	-	-	\$0
NAICS 11299 All other animal production	24	126	\$4,017	-	-	\$0
NAICS 112990 All other animal production	24	126	\$4,017	-	-	\$0
NAICS 113 Forestry and logging	5	8	\$3,623	-	-	\$0
NAICS 1133 Logging	5	8	\$3,623	-	-	\$0
NAICS 11331 Logging	5	8	\$3,623	-	-	\$0
NAICS 113310 Logging	5	8	\$3,623	-	-	\$0
NAICS 114 Fishing, hunting and trapping	-	-	\$0	-	-	\$0
NAICS 1142 Hunting and trapping	-	-	\$0	-	-	\$0
NAICS 11421 Hunting and trapping	-	-	\$0	-	-	\$0
NAICS 114210 Hunting and trapping	-	-	\$0	-	-	\$0
NAICS 115 Support activities for agriculture and forestry	334	1,923	\$5,152	-	-	\$0
NAICS 1151 Support activities for crop production	286	1,597	\$5,378	-	-	\$0
NAICS 11511 Support activities for crop production	286	1,597	\$5,378	-	-	\$0
NAICS 115112 Soil preparation, planting, and cultivating	125	465	\$4,576	-	-	\$0
NAICS 115113 Crop harvesting, primarily by machine	42	137	\$4,411	-	-	\$0
NAICS 115114 Postharvest crop activities (except cotton ginning)	30	659	\$5,967	-	-	\$0
NAICS 115115 Farm labor contractors and crew leaders	11	32	\$5,196	-	-	\$0
NAICS 115116 Farm management services	78	304	\$5,794	-	-	\$0
NAICS 1152 Support activities for animal production	44	318	\$4,086	-	-	\$0
NAICS 11521 Support activities for animal production	44	318	\$4,086	-	-	\$0
NAICS 115210 Support activities for animal production	44	318	\$4,086	-	-	\$0
NAICS 1153 Support activities for forestry	4	8	\$2,669	-	-	\$0
NAICS 11531 Support activities for forestry	4	8	\$2,669	-	-	\$0
NAICS 115310 Support activities for forestry	4	8	\$2,669	-	-	\$0

United States Bureau of Labor Statistics. Quarterly Census of Employment and Wages. QCEW Data Files. Accessed: 6 December 2024.  
[www.bls.gov/cew/downloadable-data-files.htm](http://www.bls.gov/cew/downloadable-data-files.htm)

\* Quarterly Census of Employment and Wages (QCEW) are compiled from state unemployment insurance (UI) program reports. Data excludes self-employed owners, unpaid family members, and certain farm and domestic workers, including those who earned no wages during the entire applicable pay period.  
\*\* North American Industry Classification System (NAICS).



<https://RightRisk.org>

J. Hewlett-University of Wyoming, J.Tranel-Colorado State University,  
J. Parsons-University of Nebraska-Lincoln, and E. Dennis-University of Nebraska-Lincoln.

© All Rights Reserved.  
RightRisk.org. December 2024.



SECOND QUARTER, 2024 Bureau of Labor QCEW* Statistics - Average Values by NAICS** Industry, Private Ownership Only.	STATE: NEBRASKA			COUNTY: ROCK		
	2024-Q2 Average Establishments Count	2024-Q2 Average Employment Level	2024-Q2 Monthly Avg. Compensation	2024-Q2 Average Establishments Count	2024-Q2 Average Employment Level	2024-Q2 Monthly Avg. Compensation
	NAICS 11 Agriculture, forestry, fishing and hunting	2,586	15,327	\$4,125	11	30
NAICS 111 Crop production	1,251	4,858	\$3,809	2	-	\$0
NAICS 1111 Oilseed and grain farming	1,129	3,621	\$3,761	2	-	\$0
NAICS 11113 Dry pea and bean farming	-	-	\$0	-	-	\$0
NAICS 111130 Dry pea and bean farming	-	-	\$0	-	-	\$0
NAICS 11114 Wheat farming	6	15	\$3,649	-	-	\$0
NAICS 111140 Wheat farming	6	15	\$3,649	-	-	\$0
NAICS 11115 Corn farming	348	1,116	\$3,813	1	-	\$0
NAICS 111150 Corn farming	348	1,116	\$3,813	1	-	\$0
NAICS 11119 Other grain farming	769	2,476	\$3,740	1	-	\$0
NAICS 111191 Oilseed and grain combination farming	751	2,426	\$3,735	1	-	\$0
NAICS 111199 All other grain farming	18	50	\$3,883	-	-	\$0
NAICS 1112 Vegetable and melon farming	31	445	\$4,377	-	-	\$0
NAICS 11121 Vegetable and melon farming	31	445	\$4,377	-	-	\$0
NAICS 111211 Potato farming	16	316	\$4,749	-	-	\$0
NAICS 111219 Other vegetable (except potato) and melon farming	15	128	\$3,458	-	-	\$0
NAICS 1114 Greenhouse, nursery, and floriculture production	43	539	\$3,172	-	-	\$0
NAICS 11141 Food crops grown under cover	3	12	\$1,703	-	-	\$0
NAICS 111411 Mushroom production	-	-	\$0	-	-	\$0
NAICS 111419 Other food crops grown under cover	3	12	\$1,703	-	-	\$0
NAICS 11142 Nursery and floriculture production	40	527	\$3,207	-	-	\$0
NAICS 111421 Nursery and tree production	32	462	\$3,337	-	-	\$0
NAICS 111422 Floriculture production	8	66	\$2,275	-	-	\$0
NAICS 1119 Other crop farming	45	-	\$0	-	-	\$0
NAICS 11194 Hay farming	22	92	\$3,328	-	-	\$0
NAICS 111940 Hay farming	22	92	\$3,328	-	-	\$0
NAICS 11199 All other crop farming	23	-	\$0	-	-	\$0
NAICS 111991 Sugar beet farming	9	-	\$0	-	-	\$0
NAICS 111998 All other miscellaneous crop farming	14	54	\$3,350	-	-	\$0
NAICS 112 Animal production and aquaculture	996	8,538	\$4,078	9	-	\$0
NAICS 1121 Cattle ranching and farming	776	5,860	\$4,043	9	-	\$0
NAICS 11211 Beef cattle ranching and farming, including feedlots	733	5,182	\$4,056	9	-	\$0
NAICS 112111 Beef cattle ranching and farming	470	2,077	\$3,514	8	21	\$2,734
NAICS 112112 Cattle feedlots	263	3,106	\$4,420	1	-	\$0
NAICS 11212 Dairy cattle and milk production	43	678	\$3,935	-	-	\$0
NAICS 112120 Dairy cattle and milk production	43	678	\$3,935	-	-	\$0
NAICS 1122 Hog and pig farming	154	2,248	\$4,190	-	-	\$0
NAICS 11221 Hog and pig farming	154	2,248	\$4,190	-	-	\$0
NAICS 112210 Hog and pig farming	154	2,248	\$4,190	-	-	\$0
NAICS 1124 Sheep and goat farming	2	-	\$0	-	-	\$0
NAICS 11241 Sheep farming	2	-	\$0	-	-	\$0
NAICS 112410 Sheep farming	2	-	\$0	-	-	\$0
NAICS 1125 Aquaculture	6	-	\$0	-	-	\$0
NAICS 11251 Aquaculture	6	-	\$0	-	-	\$0
NAICS 112511 Finfish farming and fish hatcheries	6	-	\$0	-	-	\$0
NAICS 1129 Other animal production	30	140	\$3,995	-	-	\$0
NAICS 11291 Apiculture	4	-	\$0	-	-	\$0
NAICS 112910 Apiculture	4	-	\$0	-	-	\$0
NAICS 11292 Horses and other equine production	2	-	\$0	-	-	\$0
NAICS 112920 Horses and other equine production	2	-	\$0	-	-	\$0
NAICS 11299 All other animal production	24	126	\$4,017	-	-	\$0
NAICS 112990 All other animal production	24	126	\$4,017	-	-	\$0
NAICS 113 Forestry and logging	5	8	\$3,623	-	-	\$0
NAICS 1133 Logging	5	8	\$3,623	-	-	\$0
NAICS 11331 Logging	5	8	\$3,623	-	-	\$0
NAICS 113310 Logging	5	8	\$3,623	-	-	\$0
NAICS 114 Fishing, hunting and trapping	-	-	\$0	-	-	\$0
NAICS 1142 Hunting and trapping	-	-	\$0	-	-	\$0
NAICS 11421 Hunting and trapping	-	-	\$0	-	-	\$0
NAICS 114210 Hunting and trapping	-	-	\$0	-	-	\$0
NAICS 115 Support activities for agriculture and forestry	334	1,923	\$5,152	-	-	\$0
NAICS 1151 Support activities for crop production	286	1,597	\$5,378	-	-	\$0
NAICS 11511 Support activities for crop production	286	1,597	\$5,378	-	-	\$0
NAICS 115112 Soil preparation, planting, and cultivating	125	465	\$4,576	-	-	\$0
NAICS 115113 Crop harvesting, primarily by machine	42	137	\$4,411	-	-	\$0
NAICS 115114 Postharvest crop activities (except cotton ginning)	30	659	\$5,967	-	-	\$0
NAICS 115115 Farm labor contractors and crew leaders	11	32	\$5,196	-	-	\$0
NAICS 115116 Farm management services	78	304	\$5,794	-	-	\$0
NAICS 1152 Support activities for animal production	44	318	\$4,086	-	-	\$0
NAICS 11521 Support activities for animal production	44	318	\$4,086	-	-	\$0
NAICS 115210 Support activities for animal production	44	318	\$4,086	-	-	\$0
NAICS 1153 Support activities for forestry	4	8	\$2,669	-	-	\$0
NAICS 11531 Support activities for forestry	4	8	\$2,669	-	-	\$0
NAICS 115310 Support activities for forestry	4	8	\$2,669	-	-	\$0

United States Bureau of Labor Statistics. Quarterly Census of Employment and Wages. QCEW Data Files. Accessed: 6 December 2024.  
[www.bls.gov/cew/downloadable-data-files.htm](http://www.bls.gov/cew/downloadable-data-files.htm)

\* Quarterly Census of Employment and Wages (QCEW) are compiled from state unemployment insurance (UI) program reports. Data excludes self-employed owners, unpaid family members, and certain farm and domestic workers, including those who earned no wages during the entire applicable pay period.  
\*\* North American Industry Classification System (NAICS).



J. Hewlett-University of Wyoming, J.Tranel-Colorado State University,  
J. Parsons-University of Nebraska-Lincoln, and E. Dennis-University of Nebraska-Lincoln.

© All Rights Reserved.  
RightRisk.org. December 2024.

SECOND QUARTER, 2024 Bureau of Labor QCEW* Statistics - Average Values by NAICS** Industry, Private Ownership Only.	STATE: NEBRASKA			COUNTY: SALINE		
	2024-Q2 Average Establishments Count	2024-Q2 Average Employment Level	2024-Q2 Monthly Avg. Compensation	2024-Q2 Average Establishments Count	2024-Q2 Average Employment Level	2024-Q2 Monthly Avg. Compensation
	NAICS 11 Agriculture, forestry, fishing and hunting	2,586	15,327	\$4,125	18	92
NAICS 111 Crop production	1,251	4,858	\$3,809	9	-	\$0
NAICS 1111 Oilseed and grain farming	1,129	3,621	\$3,761	9	-	\$0
NAICS 11113 Dry pea and bean farming	-	-	\$0	-	-	\$0
NAICS 111130 Dry pea and bean farming	-	-	\$0	-	-	\$0
NAICS 11114 Wheat farming	6	15	\$3,649	-	-	\$0
NAICS 111140 Wheat farming	6	15	\$3,649	-	-	\$0
NAICS 11115 Corn farming	348	1,116	\$3,813	2	-	\$0
NAICS 111150 Corn farming	348	1,116	\$3,813	2	-	\$0
NAICS 11119 Other grain farming	769	2,476	\$3,740	6	8	\$3,922
NAICS 111191 Oilseed and grain combination farming	751	2,426	\$3,735	6	8	\$3,922
NAICS 111199 All other grain farming	18	50	\$3,883	-	-	\$0
NAICS 1112 Vegetable and melon farming	31	445	\$4,377	-	-	\$0
NAICS 11121 Vegetable and melon farming	31	445	\$4,377	-	-	\$0
NAICS 111211 Potato farming	16	316	\$4,749	-	-	\$0
NAICS 111219 Other vegetable (except potato) and melon farming	15	128	\$3,458	-	-	\$0
NAICS 1114 Greenhouse, nursery, and floriculture production	43	539	\$3,172	-	-	\$0
NAICS 11141 Food crops grown under cover	3	12	\$1,703	-	-	\$0
NAICS 111411 Mushroom production	-	-	\$0	-	-	\$0
NAICS 111419 Other food crops grown under cover	3	12	\$1,703	-	-	\$0
NAICS 11142 Nursery and floriculture production	40	527	\$3,207	-	-	\$0
NAICS 111421 Nursery and tree production	32	462	\$3,337	-	-	\$0
NAICS 111422 Floriculture production	8	66	\$2,275	-	-	\$0
NAICS 1119 Other crop farming	45	-	\$0	-	-	\$0
NAICS 11194 Hay farming	22	92	\$3,328	-	-	\$0
NAICS 111940 Hay farming	22	92	\$3,328	-	-	\$0
NAICS 11199 All other crop farming	23	-	\$0	-	-	\$0
NAICS 111991 Sugar beet farming	9	-	\$0	-	-	\$0
NAICS 111998 All other miscellaneous crop farming	14	54	\$3,350	-	-	\$0
NAICS 112 Animal production and aquaculture	996	8,538	\$4,078	7	53	\$3,410
NAICS 1121 Cattle ranching and farming	776	5,860	\$4,043	1	-	\$0
NAICS 11211 Beef cattle ranching and farming, including feedlots	733	5,182	\$4,056	1	-	\$0
NAICS 112111 Beef cattle ranching and farming	470	2,077	\$3,514	-	-	\$0
NAICS 112112 Cattle feedlots	263	3,106	\$4,420	1	-	\$0
NAICS 11212 Dairy cattle and milk production	43	678	\$3,935	-	-	\$0
NAICS 112120 Dairy cattle and milk production	43	678	\$3,935	-	-	\$0
NAICS 1122 Hog and pig farming	154	2,248	\$4,190	5	28	\$3,865
NAICS 11221 Hog and pig farming	154	2,248	\$4,190	5	28	\$3,865
NAICS 112210 Hog and pig farming	154	2,248	\$4,190	5	28	\$3,865
NAICS 1124 Sheep and goat farming	2	-	\$0	-	-	\$0
NAICS 11241 Sheep farming	2	-	\$0	-	-	\$0
NAICS 112410 Sheep farming	2	-	\$0	-	-	\$0
NAICS 1125 Aquaculture	6	-	\$0	-	-	\$0
NAICS 11251 Aquaculture	6	-	\$0	-	-	\$0
NAICS 112511 Finfish farming and fish hatcheries	6	-	\$0	-	-	\$0
NAICS 1129 Other animal production	30	140	\$3,995	-	-	\$0
NAICS 11291 Apiculture	4	-	\$0	-	-	\$0
NAICS 112910 Apiculture	4	-	\$0	-	-	\$0
NAICS 11292 Horses and other equine production	2	-	\$0	-	-	\$0
NAICS 112920 Horses and other equine production	2	-	\$0	-	-	\$0
NAICS 11299 All other animal production	24	126	\$4,017	-	-	\$0
NAICS 112990 All other animal production	24	126	\$4,017	-	-	\$0
NAICS 113 Forestry and logging	5	8	\$3,623	-	-	\$0
NAICS 1133 Logging	5	8	\$3,623	-	-	\$0
NAICS 11331 Logging	5	8	\$3,623	-	-	\$0
NAICS 113310 Logging	5	8	\$3,623	-	-	\$0
NAICS 114 Fishing, hunting and trapping	-	-	\$0	-	-	\$0
NAICS 1142 Hunting and trapping	-	-	\$0	-	-	\$0
NAICS 11421 Hunting and trapping	-	-	\$0	-	-	\$0
NAICS 114210 Hunting and trapping	-	-	\$0	-	-	\$0
NAICS 115 Support activities for agriculture and forestry	334	1,923	\$5,152	2	-	\$0
NAICS 1151 Support activities for crop production	286	1,597	\$5,378	1	-	\$0
NAICS 11511 Support activities for crop production	286	1,597	\$5,378	1	-	\$0
NAICS 115112 Soil preparation, planting, and cultivating	125	465	\$4,576	1	-	\$0
NAICS 115113 Crop harvesting, primarily by machine	42	137	\$4,411	-	-	\$0
NAICS 115114 Postharvest crop activities (except cotton ginning)	30	659	\$5,967	-	-	\$0
NAICS 115115 Farm labor contractors and crew leaders	11	32	\$5,196	-	-	\$0
NAICS 115116 Farm management services	78	304	\$5,794	-	-	\$0
NAICS 1152 Support activities for animal production	44	318	\$4,086	1	-	\$0
NAICS 11521 Support activities for animal production	44	318	\$4,086	1	-	\$0
NAICS 115210 Support activities for animal production	44	318	\$4,086	1	-	\$0
NAICS 1153 Support activities for forestry	4	8	\$2,669	-	-	\$0
NAICS 11531 Support activities for forestry	4	8	\$2,669	-	-	\$0
NAICS 115310 Support activities for forestry	4	8	\$2,669	-	-	\$0

United States Bureau of Labor Statistics. Quarterly Census of Employment and Wages. QCEW Data Files. Accessed: 6 December 2024.  
[www.bls.gov/cew/downloadable-data-files.htm](http://www.bls.gov/cew/downloadable-data-files.htm)

\* Quarterly Census of Employment and Wages (QCEW) are compiled from state unemployment insurance (UI) program reports. Data excludes self-employed owners, unpaid family members, and certain farm and domestic workers, including those who earned no wages during the entire applicable pay period.  
\*\* North American Industry Classification System (NAICS).



J. Hewlett-University of Wyoming, J.Tranel-Colorado State University,  
J. Parsons-University of Nebraska-Lincoln, and E. Dennis-University of Nebraska-Lincoln.

© All Rights Reserved.  
RightRisk.org. December 2024.

SECOND QUARTER, 2024 Bureau of Labor QCEW* Statistics - Average Values by NAICS** Industry, Private Ownership Only.	STATE: NEBRASKA			COUNTY: SARPY		
	2024-Q2 Average Establishments Count	2024-Q2 Average Employment Level	2024-Q2 Monthly Avg. Compensation	2024-Q2 Average Establishments Count	2024-Q2 Average Employment Level	2024-Q2 Monthly Avg. Compensation
	NAICS 11 Agriculture, forestry, fishing and hunting	2,586	15,327	\$4,125	20	108
NAICS 111 Crop production	1,251	4,858	\$3,809	13	90	\$2,838
NAICS 1111 Oilseed and grain farming	1,129	3,621	\$3,761	10	29	\$2,418
NAICS 11113 Dry pea and bean farming	-	-	\$0	-	-	\$0
NAICS 111130 Dry pea and bean farming	-	-	\$0	-	-	\$0
NAICS 11114 Wheat farming	6	15	\$3,649	-	-	\$0
NAICS 111140 Wheat farming	6	15	\$3,649	-	-	\$0
NAICS 11115 Corn farming	348	1,116	\$3,813	4	7	\$5,001
NAICS 111150 Corn farming	348	1,116	\$3,813	4	7	\$5,001
NAICS 11119 Other grain farming	769	2,476	\$3,740	6	22	\$1,595
NAICS 111191 Oilseed and grain combination farming	751	2,426	\$3,735	6	22	\$1,595
NAICS 111199 All other grain farming	18	50	\$3,883	-	-	\$0
NAICS 1112 Vegetable and melon farming	31	445	\$4,377	1	-	\$0
NAICS 11121 Vegetable and melon farming	31	445	\$4,377	1	-	\$0
NAICS 111211 Potato farming	16	316	\$4,749	-	-	\$0
NAICS 111219 Other vegetable (except potato) and melon farming	15	128	\$3,458	1	-	\$0
NAICS 1114 Greenhouse, nursery, and floriculture production	43	539	\$3,172	2	-	\$0
NAICS 11141 Food crops grown under cover	3	12	\$1,703	-	-	\$0
NAICS 111411 Mushroom production	-	-	\$0	-	-	\$0
NAICS 111419 Other food crops grown under cover	3	12	\$1,703	-	-	\$0
NAICS 11142 Nursery and floriculture production	40	527	\$3,207	2	-	\$0
NAICS 111421 Nursery and tree production	32	462	\$3,337	2	-	\$0
NAICS 111422 Floriculture production	8	66	\$2,275	-	-	\$0
NAICS 1119 Other crop farming	45	-	\$0	-	-	\$0
NAICS 11194 Hay farming	22	92	\$3,328	-	-	\$0
NAICS 111940 Hay farming	22	92	\$3,328	-	-	\$0
NAICS 11199 All other crop farming	23	-	\$0	-	-	\$0
NAICS 111991 Sugar beet farming	9	-	\$0	-	-	\$0
NAICS 111998 All other miscellaneous crop farming	14	54	\$3,350	-	-	\$0
NAICS 112 Animal production and aquaculture	996	8,538	\$4,078	4	10	\$3,701
NAICS 1121 Cattle ranching and farming	776	5,860	\$4,043	3	-	\$0
NAICS 11211 Beef cattle ranching and farming, including feedlots	733	5,182	\$4,056	3	-	\$0
NAICS 112111 Beef cattle ranching and farming	470	2,077	\$3,514	3	-	\$0
NAICS 112112 Cattle feedlots	263	3,106	\$4,420	-	-	\$0
NAICS 11212 Dairy cattle and milk production	43	678	\$3,935	-	-	\$0
NAICS 112120 Dairy cattle and milk production	43	678	\$3,935	-	-	\$0
NAICS 1122 Hog and pig farming	154	2,248	\$4,190	-	-	\$0
NAICS 11221 Hog and pig farming	154	2,248	\$4,190	-	-	\$0
NAICS 112210 Hog and pig farming	154	2,248	\$4,190	-	-	\$0
NAICS 1124 Sheep and goat farming	2	-	\$0	-	-	\$0
NAICS 11241 Sheep farming	2	-	\$0	-	-	\$0
NAICS 112410 Sheep farming	2	-	\$0	-	-	\$0
NAICS 1125 Aquaculture	6	-	\$0	-	-	\$0
NAICS 11251 Aquaculture	6	-	\$0	-	-	\$0
NAICS 112511 Finfish farming and fish hatcheries	6	-	\$0	-	-	\$0
NAICS 1129 Other animal production	30	140	\$3,995	1	-	\$0
NAICS 11291 Apiculture	4	-	\$0	-	-	\$0
NAICS 112910 Apiculture	4	-	\$0	-	-	\$0
NAICS 11292 Horses and other equine production	2	-	\$0	-	-	\$0
NAICS 112920 Horses and other equine production	2	-	\$0	-	-	\$0
NAICS 11299 All other animal production	24	126	\$4,017	1	-	\$0
NAICS 112990 All other animal production	24	126	\$4,017	1	-	\$0
NAICS 113 Forestry and logging	5	8	\$3,623	-	-	\$0
NAICS 1133 Logging	5	8	\$3,623	-	-	\$0
NAICS 11331 Logging	5	8	\$3,623	-	-	\$0
NAICS 113310 Logging	5	8	\$3,623	-	-	\$0
NAICS 114 Fishing, hunting and trapping	-	-	\$0	-	-	\$0
NAICS 1142 Hunting and trapping	-	-	\$0	-	-	\$0
NAICS 11421 Hunting and trapping	-	-	\$0	-	-	\$0
NAICS 114210 Hunting and trapping	-	-	\$0	-	-	\$0
NAICS 115 Support activities for agriculture and forestry	334	1,923	\$5,152	3	8	\$6,699
NAICS 1151 Support activities for crop production	286	1,597	\$5,378	3	8	\$6,699
NAICS 11511 Support activities for crop production	286	1,597	\$5,378	3	8	\$6,699
NAICS 115112 Soil preparation, planting, and cultivating	125	465	\$4,576	1	-	\$0
NAICS 115113 Crop harvesting, primarily by machine	42	137	\$4,411	-	-	\$0
NAICS 115114 Postharvest crop activities (except cotton ginning)	30	659	\$5,967	-	-	\$0
NAICS 115115 Farm labor contractors and crew leaders	11	32	\$5,196	-	-	\$0
NAICS 115116 Farm management services	78	304	\$5,794	2	-	\$0
NAICS 1152 Support activities for animal production	44	318	\$4,086	-	-	\$0
NAICS 11521 Support activities for animal production	44	318	\$4,086	-	-	\$0
NAICS 115210 Support activities for animal production	44	318	\$4,086	-	-	\$0
NAICS 1153 Support activities for forestry	4	8	\$2,669	-	-	\$0
NAICS 11531 Support activities for forestry	4	8	\$2,669	-	-	\$0
NAICS 115310 Support activities for forestry	4	8	\$2,669	-	-	\$0

United States Bureau of Labor Statistics. Quarterly Census of Employment and Wages. QCEW Data Files. Accessed: 6 December 2024.  
[www.bls.gov/cew/downloadable-data-files.htm](http://www.bls.gov/cew/downloadable-data-files.htm)

\* Quarterly Census of Employment and Wages (QCEW) are compiled from state unemployment insurance (UI) program reports. Data excludes self-employed owners, unpaid family members, and certain farm and domestic workers, including those who earned no wages during the entire applicable pay period.  
\*\* North American Industry Classification System (NAICS).



J. Hewlett-University of Wyoming, J.Tranel-Colorado State University,  
J. Parsons-University of Nebraska-Lincoln, and E. Dennis-University of Nebraska-Lincoln.

© All Rights Reserved.  
RightRisk.org. December 2024.



SECOND QUARTER, 2024 Bureau of Labor QCEW* Statistics - Average Values by NAICS** Industry, Private Ownership Only.	STATE: NEBRASKA			COUNTY: SAUNDERS		
	2024-Q2 Average Establishments Count	2024-Q2 Average Employment Level	2024-Q2 Monthly Avg. Compensation	2024-Q2 Average Establishments Count	2024-Q2 Average Employment Level	2024-Q2 Monthly Avg. Compensation
	NAICS 11 Agriculture, forestry, fishing and hunting	2,586	15,327	\$4,125	25	-
NAICS 111 Crop production	1,251	4,858	\$3,809	17	131	\$4,125
NAICS 1111 Oilseed and grain farming	1,129	3,621	\$3,761	11	57	\$4,294
NAICS 11113 Dry pea and bean farming	-	-	\$0	-	-	\$0
NAICS 111130 Dry pea and bean farming	-	-	\$0	-	-	\$0
NAICS 11114 Wheat farming	6	15	\$3,649	-	-	\$0
NAICS 111140 Wheat farming	6	15	\$3,649	-	-	\$0
NAICS 11115 Corn farming	348	1,116	\$3,813	6	37	\$4,576
NAICS 111150 Corn farming	348	1,116	\$3,813	6	37	\$4,576
NAICS 11119 Other grain farming	769	2,476	\$3,740	4	-	\$0
NAICS 111191 Oilseed and grain combination farming	751	2,426	\$3,735	4	-	\$0
NAICS 111199 All other grain farming	18	50	\$3,883	-	-	\$0
NAICS 1112 Vegetable and melon farming	31	445	\$4,377	1	-	\$0
NAICS 11121 Vegetable and melon farming	31	445	\$4,377	1	-	\$0
NAICS 111211 Potato farming	16	316	\$4,749	-	-	\$0
NAICS 111219 Other vegetable (except potato) and melon farming	15	128	\$3,458	1	-	\$0
NAICS 1114 Greenhouse, nursery, and floriculture production	43	539	\$3,172	4	59	\$4,355
NAICS 11141 Food crops grown under cover	3	12	\$1,703	-	-	\$0
NAICS 111411 Mushroom production	-	-	\$0	-	-	\$0
NAICS 111419 Other food crops grown under cover	3	12	\$1,703	-	-	\$0
NAICS 11142 Nursery and floriculture production	40	527	\$3,207	4	59	\$4,355
NAICS 111421 Nursery and tree production	32	462	\$3,337	4	59	\$4,355
NAICS 111422 Floriculture production	8	66	\$2,275	-	-	\$0
NAICS 1119 Other crop farming	45	-	\$0	1	-	\$0
NAICS 11194 Hay farming	22	92	\$3,328	1	-	\$0
NAICS 111940 Hay farming	22	92	\$3,328	1	-	\$0
NAICS 11199 All other crop farming	23	-	\$0	-	-	\$0
NAICS 111991 Sugar beet farming	9	-	\$0	-	-	\$0
NAICS 111998 All other miscellaneous crop farming	14	54	\$3,350	-	-	\$0
NAICS 112 Animal production and aquaculture	996	8,538	\$4,078	4	47	\$4,654
NAICS 1121 Cattle ranching and farming	776	5,860	\$4,043	2	-	\$0
NAICS 11211 Beef cattle ranching and farming, including feedlots	733	5,182	\$4,056	2	-	\$0
NAICS 112111 Beef cattle ranching and farming	470	2,077	\$3,514	1	-	\$0
NAICS 112112 Cattle feedlots	263	3,106	\$4,420	1	-	\$0
NAICS 11212 Dairy cattle and milk production	43	678	\$3,935	-	-	\$0
NAICS 112120 Dairy cattle and milk production	43	678	\$3,935	-	-	\$0
NAICS 1122 Hog and pig farming	154	2,248	\$4,190	1	-	\$0
NAICS 11221 Hog and pig farming	154	2,248	\$4,190	1	-	\$0
NAICS 112210 Hog and pig farming	154	2,248	\$4,190	1	-	\$0
NAICS 1124 Sheep and goat farming	2	-	\$0	-	-	\$0
NAICS 11241 Sheep farming	2	-	\$0	-	-	\$0
NAICS 112410 Sheep farming	2	-	\$0	-	-	\$0
NAICS 1125 Aquaculture	6	-	\$0	1	-	\$0
NAICS 11251 Aquaculture	6	-	\$0	1	-	\$0
NAICS 112511 Finfish farming and fish hatcheries	6	-	\$0	1	-	\$0
NAICS 1129 Other animal production	30	140	\$3,995	-	-	\$0
NAICS 11291 Apiculture	4	-	\$0	-	-	\$0
NAICS 112910 Apiculture	4	-	\$0	-	-	\$0
NAICS 11292 Horses and other equine production	2	-	\$0	-	-	\$0
NAICS 112920 Horses and other equine production	2	-	\$0	-	-	\$0
NAICS 11299 All other animal production	24	126	\$4,017	-	-	\$0
NAICS 112990 All other animal production	24	126	\$4,017	-	-	\$0
NAICS 113 Forestry and logging	5	8	\$3,623	-	-	\$0
NAICS 1133 Logging	5	8	\$3,623	-	-	\$0
NAICS 11331 Logging	5	8	\$3,623	-	-	\$0
NAICS 113310 Logging	5	8	\$3,623	-	-	\$0
NAICS 114 Fishing, hunting and trapping	-	-	\$0	-	-	\$0
NAICS 1142 Hunting and trapping	-	-	\$0	-	-	\$0
NAICS 11421 Hunting and trapping	-	-	\$0	-	-	\$0
NAICS 114210 Hunting and trapping	-	-	\$0	-	-	\$0
NAICS 115 Support activities for agriculture and forestry	334	1,923	\$5,152	4	-	\$0
NAICS 1151 Support activities for crop production	286	1,597	\$5,378	3	-	\$0
NAICS 11511 Support activities for crop production	286	1,597	\$5,378	3	-	\$0
NAICS 115112 Soil preparation, planting, and cultivating	125	465	\$4,576	1	-	\$0
NAICS 115113 Crop harvesting, primarily by machine	42	137	\$4,411	-	-	\$0
NAICS 115114 Postharvest crop activities (except cotton ginning)	30	659	\$5,967	-	-	\$0
NAICS 115115 Farm labor contractors and crew leaders	11	32	\$5,196	-	-	\$0
NAICS 115116 Farm management services	78	304	\$5,794	2	-	\$0
NAICS 1152 Support activities for animal production	44	318	\$4,086	1	-	\$0
NAICS 11521 Support activities for animal production	44	318	\$4,086	1	-	\$0
NAICS 115210 Support activities for animal production	44	318	\$4,086	1	-	\$0
NAICS 1153 Support activities for forestry	4	8	\$2,669	-	-	\$0
NAICS 11531 Support activities for forestry	4	8	\$2,669	-	-	\$0
NAICS 115310 Support activities for forestry	4	8	\$2,669	-	-	\$0

United States Bureau of Labor Statistics. Quarterly Census of Employment and Wages. QCEW Data Files. Accessed: 6 December 2024.  
[www.bls.gov/cew/downloadable-data-files.htm](http://www.bls.gov/cew/downloadable-data-files.htm)

\* Quarterly Census of Employment and Wages (QCEW) are compiled from state unemployment insurance (UI) program reports. Data excludes self-employed owners, unpaid family members, and certain farm and domestic workers, including those who earned no wages during the entire applicable pay period.  
\*\* North American Industry Classification System (NAICS).



J. Hewlett-University of Wyoming, J.Tranel-Colorado State University,  
J. Parsons-University of Nebraska-Lincoln, and E. Dennis-University of Nebraska-Lincoln.

© All Rights Reserved.  
RightRisk.org. December 2024.

SECOND QUARTER, 2024 Bureau of Labor QCEW* Statistics - Average Values by NAICS** Industry, Private Ownership Only.	STATE: NEBRASKA			COUNTY: SCOTTS BLUFF		
	2024-Q2 Average Establishments Count	2024-Q2 Average Employment Level	2024-Q2 Monthly Avg. Compensation	2024-Q2 Average Establishments Count	2024-Q2 Average Employment Level	2024-Q2 Monthly Avg. Compensation
	NAICS 11 Agriculture, forestry, fishing and hunting	2,586	15,327	\$4,125	58	-
NAICS 111 Crop production	1,251	4,858	\$3,809	31	126	\$2,994
NAICS 1111 Oilseed and grain farming	1,129	3,621	\$3,761	23	85	\$3,735
NAICS 11113 Dry pea and bean farming	-	-	\$0	-	-	\$0
NAICS 111130 Dry pea and bean farming	-	-	\$0	-	-	\$0
NAICS 11114 Wheat farming	6	15	\$3,649	-	-	\$0
NAICS 111140 Wheat farming	6	15	\$3,649	-	-	\$0
NAICS 11115 Corn farming	348	1,116	\$3,813	11	41	\$4,242
NAICS 111150 Corn farming	348	1,116	\$3,813	11	41	\$4,242
NAICS 11119 Other grain farming	769	2,476	\$3,740	12	44	\$3,254
NAICS 111191 Oilseed and grain combination farming	751	2,426	\$3,735	12	44	\$3,254
NAICS 111199 All other grain farming	18	50	\$3,883	-	-	\$0
NAICS 1112 Vegetable and melon farming	31	445	\$4,377	2	-	\$0
NAICS 11121 Vegetable and melon farming	31	445	\$4,377	2	-	\$0
NAICS 111211 Potato farming	16	316	\$4,749	1	-	\$0
NAICS 111219 Other vegetable (except potato) and melon farming	15	128	\$3,458	1	-	\$0
NAICS 1114 Greenhouse, nursery, and floriculture production	43	539	\$3,172	2	-	\$0
NAICS 11141 Food crops grown under cover	3	12	\$1,703	-	-	\$0
NAICS 111411 Mushroom production	-	-	\$0	-	-	\$0
NAICS 111419 Other food crops grown under cover	3	12	\$1,703	-	-	\$0
NAICS 11142 Nursery and floriculture production	40	527	\$3,207	2	-	\$0
NAICS 111421 Nursery and tree production	32	462	\$3,337	1	-	\$0
NAICS 111422 Floriculture production	8	66	\$2,275	1	-	\$0
NAICS 1119 Other crop farming	45	-	\$0	4	5	\$3,116
NAICS 11194 Hay farming	22	92	\$3,328	-	-	\$0
NAICS 111940 Hay farming	22	92	\$3,328	-	-	\$0
NAICS 11199 All other crop farming	23	-	\$0	4	5	\$3,116
NAICS 111991 Sugar beet farming	9	-	\$0	4	5	\$3,116
NAICS 111998 All other miscellaneous crop farming	14	54	\$3,350	-	-	\$0
NAICS 112 Animal production and aquaculture	996	8,538	\$4,078	21	129	\$3,246
NAICS 1121 Cattle ranching and farming	776	5,860	\$4,043	17	101	\$3,402
NAICS 11211 Beef cattle ranching and farming, including feedlots	733	5,182	\$4,056	17	101	\$3,402
NAICS 112111 Beef cattle ranching and farming	470	2,077	\$3,514	10	27	\$3,337
NAICS 112112 Cattle feedlots	263	3,106	\$4,420	7	75	\$3,423
NAICS 11212 Dairy cattle and milk production	43	678	\$3,935	-	-	\$0
NAICS 112120 Dairy cattle and milk production	43	678	\$3,935	-	-	\$0
NAICS 1122 Hog and pig farming	154	2,248	\$4,190	1	-	\$0
NAICS 11221 Hog and pig farming	154	2,248	\$4,190	1	-	\$0
NAICS 112210 Hog and pig farming	154	2,248	\$4,190	1	-	\$0
NAICS 1124 Sheep and goat farming	2	-	\$0	-	-	\$0
NAICS 11241 Sheep farming	2	-	\$0	-	-	\$0
NAICS 112410 Sheep farming	2	-	\$0	-	-	\$0
NAICS 1125 Aquaculture	6	-	\$0	2	-	\$0
NAICS 11251 Aquaculture	6	-	\$0	2	-	\$0
NAICS 112511 Finfish farming and fish hatcheries	6	-	\$0	2	-	\$0
NAICS 1129 Other animal production	30	140	\$3,995	1	-	\$0
NAICS 11291 Apiculture	4	-	\$0	-	-	\$0
NAICS 112910 Apiculture	4	-	\$0	-	-	\$0
NAICS 11292 Horses and other equine production	2	-	\$0	-	-	\$0
NAICS 112920 Horses and other equine production	2	-	\$0	-	-	\$0
NAICS 11299 All other animal production	24	126	\$4,017	1	-	\$0
NAICS 112990 All other animal production	24	126	\$4,017	1	-	\$0
NAICS 113 Forestry and logging	5	8	\$3,623	-	-	\$0
NAICS 1133 Logging	5	8	\$3,623	-	-	\$0
NAICS 11331 Logging	5	8	\$3,623	-	-	\$0
NAICS 113310 Logging	5	8	\$3,623	-	-	\$0
NAICS 114 Fishing, hunting and trapping	-	-	\$0	-	-	\$0
NAICS 1142 Hunting and trapping	-	-	\$0	-	-	\$0
NAICS 11421 Hunting and trapping	-	-	\$0	-	-	\$0
NAICS 114210 Hunting and trapping	-	-	\$0	-	-	\$0
NAICS 115 Support activities for agriculture and forestry	334	1,923	\$5,152	6	-	\$0
NAICS 1151 Support activities for crop production	286	1,597	\$5,378	5	14	\$4,645
NAICS 11511 Support activities for crop production	286	1,597	\$5,378	5	14	\$4,645
NAICS 115112 Soil preparation, planting, and cultivating	125	465	\$4,576	2	-	\$0
NAICS 115113 Crop harvesting, primarily by machine	42	137	\$4,411	-	-	\$0
NAICS 115114 Postharvest crop activities (except cotton ginning)	30	659	\$5,967	2	-	\$0
NAICS 115115 Farm labor contractors and crew leaders	11	32	\$5,196	-	-	\$0
NAICS 115116 Farm management services	78	304	\$5,794	1	-	\$0
NAICS 1152 Support activities for animal production	44	318	\$4,086	1	-	\$0
NAICS 11521 Support activities for animal production	44	318	\$4,086	1	-	\$0
NAICS 115210 Support activities for animal production	44	318	\$4,086	1	-	\$0
NAICS 1153 Support activities for forestry	4	8	\$2,669	-	-	\$0
NAICS 11531 Support activities for forestry	4	8	\$2,669	-	-	\$0
NAICS 115310 Support activities for forestry	4	8	\$2,669	-	-	\$0

United States Bureau of Labor Statistics. Quarterly Census of Employment and Wages. QCEW Data Files. Accessed: 6 December 2024.  
[www.bls.gov/cew/downloadable-data-files.htm](http://www.bls.gov/cew/downloadable-data-files.htm)

\* Quarterly Census of Employment and Wages (QCEW) are compiled from state unemployment insurance (UI) program reports. Data excludes self-employed owners, unpaid family members, and certain farm and domestic workers, including those who earned no wages during the entire applicable pay period.  
\*\* North American Industry Classification System (NAICS).



J. Hewlett-University of Wyoming, J.Tranel-Colorado State University,  
J. Parsons-University of Nebraska-Lincoln, and E. Dennis-University of Nebraska-Lincoln.


© All Rights Reserved.  
RightRisk.org. December 2024.



SECOND QUARTER, 2024 Bureau of Labor QCEW* Statistics - Average Values by NAICS** Industry, Private Ownership Only.	STATE: NEBRASKA			COUNTY: SEWARD		
	2024-Q2 Average Establishments Count	2024-Q2 Average Employment Level	2024-Q2 Monthly Avg. Compensation	2024-Q2 Average Establishments Count	2024-Q2 Average Employment Level	2024-Q2 Monthly Avg. Compensation
	NAICS 11 Agriculture, forestry, fishing and hunting	2,586	15,327	\$4,125	48	164
NAICS 111 Crop production	1,251	4,858	\$3,809	25	76	\$4,186
NAICS 1111 Oilseed and grain farming	1,129	3,621	\$3,761	23	73	\$4,307
NAICS 11113 Dry pea and bean farming	-	-	\$0	-	-	\$0
NAICS 111130 Dry pea and bean farming	-	-	\$0	-	-	\$0
NAICS 11114 Wheat farming	6	15	\$3,649	-	-	\$0
NAICS 111140 Wheat farming	6	15	\$3,649	-	-	\$0
NAICS 11115 Corn farming	348	1,116	\$3,813	3	16	\$3,666
NAICS 111150 Corn farming	348	1,116	\$3,813	3	16	\$3,666
NAICS 11119 Other grain farming	769	2,476	\$3,740	20	56	\$4,494
NAICS 111191 Oilseed and grain combination farming	751	2,426	\$3,735	20	56	\$4,494
NAICS 111199 All other grain farming	18	50	\$3,883	-	-	\$0
NAICS 1112 Vegetable and melon farming	31	445	\$4,377	1	-	\$0
NAICS 11121 Vegetable and melon farming	31	445	\$4,377	1	-	\$0
NAICS 111211 Potato farming	16	316	\$4,749	-	-	\$0
NAICS 111219 Other vegetable (except potato) and melon farming	15	128	\$3,458	1	-	\$0
NAICS 1114 Greenhouse, nursery, and floriculture production	43	539	\$3,172	1	-	\$0
NAICS 11141 Food crops grown under cover	3	12	\$1,703	-	-	\$0
NAICS 111411 Mushroom production	-	-	\$0	-	-	\$0
NAICS 111419 Other food crops grown under cover	3	12	\$1,703	-	-	\$0
NAICS 11142 Nursery and floriculture production	40	527	\$3,207	1	-	\$0
NAICS 111421 Nursery and tree production	32	462	\$3,337	1	-	\$0
NAICS 111422 Floriculture production	8	66	\$2,275	-	-	\$0
NAICS 1119 Other crop farming	45	-	\$0	-	-	\$0
NAICS 11194 Hay farming	22	92	\$3,328	-	-	\$0
NAICS 111940 Hay farming	22	92	\$3,328	-	-	\$0
NAICS 11199 All other crop farming	23	-	\$0	-	-	\$0
NAICS 111991 Sugar beet farming	9	-	\$0	-	-	\$0
NAICS 111998 All other miscellaneous crop farming	14	54	\$3,350	-	-	\$0
NAICS 112 Animal production and aquaculture	996	8,538	\$4,078	9	51	\$3,605
NAICS 1121 Cattle ranching and farming	776	5,860	\$4,043	6	40	\$3,354
NAICS 11211 Beef cattle ranching and farming, including feedlots	733	5,182	\$4,056	6	40	\$3,354
NAICS 112111 Beef cattle ranching and farming	470	2,077	\$3,514	2	-	\$0
NAICS 112112 Cattle feedlots	263	3,106	\$4,420	4	-	\$0
NAICS 11212 Dairy cattle and milk production	43	678	\$3,935	-	-	\$0
NAICS 112120 Dairy cattle and milk production	43	678	\$3,935	-	-	\$0
NAICS 1122 Hog and pig farming	154	2,248	\$4,190	2	-	\$0
NAICS 11221 Hog and pig farming	154	2,248	\$4,190	2	-	\$0
NAICS 112210 Hog and pig farming	154	2,248	\$4,190	2	-	\$0
NAICS 1124 Sheep and goat farming	2	-	\$0	-	-	\$0
NAICS 11241 Sheep farming	2	-	\$0	-	-	\$0
NAICS 112410 Sheep farming	2	-	\$0	-	-	\$0
NAICS 1125 Aquaculture	6	-	\$0	-	-	\$0
NAICS 11251 Aquaculture	6	-	\$0	-	-	\$0
NAICS 112511 Finfish farming and fish hatcheries	6	-	\$0	-	-	\$0
NAICS 1129 Other animal production	30	140	\$3,995	-	-	\$0
NAICS 11291 Apiculture	4	-	\$0	-	-	\$0
NAICS 112910 Apiculture	4	-	\$0	-	-	\$0
NAICS 11292 Horses and other equine production	2	-	\$0	-	-	\$0
NAICS 112920 Horses and other equine production	2	-	\$0	-	-	\$0
NAICS 11299 All other animal production	24	126	\$4,017	-	-	\$0
NAICS 112990 All other animal production	24	126	\$4,017	-	-	\$0
NAICS 113 Forestry and logging	5	8	\$3,623	-	-	\$0
NAICS 1133 Logging	5	8	\$3,623	-	-	\$0
NAICS 11331 Logging	5	8	\$3,623	-	-	\$0
NAICS 113310 Logging	5	8	\$3,623	-	-	\$0
NAICS 114 Fishing, hunting and trapping	-	-	\$0	-	-	\$0
NAICS 1142 Hunting and trapping	-	-	\$0	-	-	\$0
NAICS 11421 Hunting and trapping	-	-	\$0	-	-	\$0
NAICS 114210 Hunting and trapping	-	-	\$0	-	-	\$0
NAICS 115 Support activities for agriculture and forestry	334	1,923	\$5,152	14	36	\$4,767
NAICS 1151 Support activities for crop production	286	1,597	\$5,378	13	-	\$0
NAICS 11511 Support activities for crop production	286	1,597	\$5,378	13	-	\$0
NAICS 115112 Soil preparation, planting, and cultivating	125	465	\$4,576	7	29	\$5,191
NAICS 115113 Crop harvesting, primarily by machine	42	137	\$4,411	4	4	\$2,617
NAICS 115114 Postharvest crop activities (except cotton ginning)	30	659	\$5,967	-	-	\$0
NAICS 115115 Farm labor contractors and crew leaders	11	32	\$5,196	1	-	\$0
NAICS 115116 Farm management services	78	304	\$5,794	1	-	\$0
NAICS 1152 Support activities for animal production	44	318	\$4,086	-	-	\$0
NAICS 11521 Support activities for animal production	44	318	\$4,086	-	-	\$0
NAICS 115210 Support activities for animal production	44	318	\$4,086	-	-	\$0
NAICS 1153 Support activities for forestry	4	8	\$2,669	1	-	\$0
NAICS 11531 Support activities for forestry	4	8	\$2,669	1	-	\$0
NAICS 115310 Support activities for forestry	4	8	\$2,669	1	-	\$0

United States Bureau of Labor Statistics. Quarterly Census of Employment and Wages. QCEW Data Files. Accessed: 6 December 2024.  
[www.bls.gov/cew/downloadable-data-files.htm](http://www.bls.gov/cew/downloadable-data-files.htm)

\* Quarterly Census of Employment and Wages (QCEW) are compiled from state unemployment insurance (UI) program reports. Data excludes self-employed owners, unpaid family members, and certain farm and domestic workers, including those who earned no wages during the entire applicable pay period.  
\*\* North American Industry Classification System (NAICS).



<https://RightRisk.org>

J. Hewlett-University of Wyoming, J.Tranel-Colorado State University,  
J. Parsons-University of Nebraska-Lincoln, and E. Dennis-University of Nebraska-Lincoln.

© All Rights Reserved.  
RightRisk.org. December 2024.



SECOND QUARTER, 2024 Bureau of Labor QCEW* Statistics - Average Values by NAICS** Industry, Private Ownership Only.	STATE: NEBRASKA			COUNTY: SHERIDAN		
	2024-Q2 Average Establishments Count	2024-Q2 Average Employment Level	2024-Q2 Monthly Avg. Compensation	2024-Q2 Average Establishments Count	2024-Q2 Average Employment Level	2024-Q2 Monthly Avg. Compensation
	NAICS 11 Agriculture, forestry, fishing and hunting	2,586	15,327	\$4,125	44	-
NAICS 111 Crop production	1,251	4,858	\$3,809	9	33	\$2,305
NAICS 1111 Oilseed and grain farming	1,129	3,621	\$3,761	6	29	\$2,266
NAICS 11113 Dry pea and bean farming	-	-	\$0	-	-	\$0
NAICS 111130 Dry pea and bean farming	-	-	\$0	-	-	\$0
NAICS 11114 Wheat farming	6	15	\$3,649	-	-	\$0
NAICS 111140 Wheat farming	6	15	\$3,649	-	-	\$0
NAICS 11115 Corn farming	348	1,116	\$3,813	2	-	\$0
NAICS 111150 Corn farming	348	1,116	\$3,813	2	-	\$0
NAICS 11119 Other grain farming	769	2,476	\$3,740	4	-	\$0
NAICS 111191 Oilseed and grain combination farming	751	2,426	\$3,735	4	-	\$0
NAICS 111199 All other grain farming	18	50	\$3,883	-	-	\$0
NAICS 1112 Vegetable and melon farming	31	445	\$4,377	1	-	\$0
NAICS 11121 Vegetable and melon farming	31	445	\$4,377	1	-	\$0
NAICS 111211 Potato farming	16	316	\$4,749	-	-	\$0
NAICS 111219 Other vegetable (except potato) and melon farming	15	128	\$3,458	1	-	\$0
NAICS 1114 Greenhouse, nursery, and floriculture production	43	539	\$3,172	1	-	\$0
NAICS 11141 Food crops grown under cover	3	12	\$1,703	-	-	\$0
NAICS 111411 Mushroom production	-	-	\$0	-	-	\$0
NAICS 111419 Other food crops grown under cover	3	12	\$1,703	-	-	\$0
NAICS 11142 Nursery and floriculture production	40	527	\$3,207	1	-	\$0
NAICS 111421 Nursery and tree production	32	462	\$3,337	1	-	\$0
NAICS 111422 Floriculture production	8	66	\$2,275	-	-	\$0
NAICS 1119 Other crop farming	45	-	\$0	1	-	\$0
NAICS 11194 Hay farming	22	92	\$3,328	1	-	\$0
NAICS 111940 Hay farming	22	92	\$3,328	1	-	\$0
NAICS 11199 All other crop farming	23	-	\$0	-	-	\$0
NAICS 111991 Sugar beet farming	9	-	\$0	-	-	\$0
NAICS 111998 All other miscellaneous crop farming	14	54	\$3,350	-	-	\$0
NAICS 112 Animal production and aquaculture	996	8,538	\$4,078	31	131	\$2,830
NAICS 1121 Cattle ranching and farming	776	5,860	\$4,043	28	-	\$0
NAICS 11211 Beef cattle ranching and farming, including feedlots	733	5,182	\$4,056	28	-	\$0
NAICS 112111 Beef cattle ranching and farming	470	2,077	\$3,514	28	-	\$0
NAICS 112112 Cattle feedlots	263	3,106	\$4,420	-	-	\$0
NAICS 11212 Dairy cattle and milk production	43	678	\$3,935	-	-	\$0
NAICS 112120 Dairy cattle and milk production	43	678	\$3,935	-	-	\$0
NAICS 1122 Hog and pig farming	154	2,248	\$4,190	-	-	\$0
NAICS 11221 Hog and pig farming	154	2,248	\$4,190	-	-	\$0
NAICS 112210 Hog and pig farming	154	2,248	\$4,190	-	-	\$0
NAICS 1124 Sheep and goat farming	2	-	\$0	-	-	\$0
NAICS 11241 Sheep farming	2	-	\$0	-	-	\$0
NAICS 112410 Sheep farming	2	-	\$0	-	-	\$0
NAICS 1125 Aquaculture	6	-	\$0	-	-	\$0
NAICS 11251 Aquaculture	6	-	\$0	-	-	\$0
NAICS 112511 Finfish farming and fish hatcheries	6	-	\$0	-	-	\$0
NAICS 1129 Other animal production	30	140	\$3,995	3	-	\$0
NAICS 11291 Apiculture	4	-	\$0	1	-	\$0
NAICS 112910 Apiculture	4	-	\$0	1	-	\$0
NAICS 11292 Horses and other equine production	2	-	\$0	-	-	\$0
NAICS 112920 Horses and other equine production	2	-	\$0	-	-	\$0
NAICS 11299 All other animal production	24	126	\$4,017	2	-	\$0
NAICS 112990 All other animal production	24	126	\$4,017	2	-	\$0
NAICS 113 Forestry and logging	5	8	\$3,623	-	-	\$0
NAICS 1133 Logging	5	8	\$3,623	-	-	\$0
NAICS 11331 Logging	5	8	\$3,623	-	-	\$0
NAICS 113310 Logging	5	8	\$3,623	-	-	\$0
NAICS 114 Fishing, hunting and trapping	-	-	\$0	-	-	\$0
NAICS 1142 Hunting and trapping	-	-	\$0	-	-	\$0
NAICS 11421 Hunting and trapping	-	-	\$0	-	-	\$0
NAICS 114210 Hunting and trapping	-	-	\$0	-	-	\$0
NAICS 115 Support activities for agriculture and forestry	334	1,923	\$5,152	4	-	\$0
NAICS 1151 Support activities for crop production	286	1,597	\$5,378	3	23	\$4,104
NAICS 11511 Support activities for crop production	286	1,597	\$5,378	3	23	\$4,104
NAICS 115112 Soil preparation, planting, and cultivating	125	465	\$4,576	1	-	\$0
NAICS 115113 Crop harvesting, primarily by machine	42	137	\$4,411	-	-	\$0
NAICS 115114 Postharvest crop activities (except cotton ginning)	30	659	\$5,967	-	-	\$0
NAICS 115115 Farm labor contractors and crew leaders	11	32	\$5,196	-	-	\$0
NAICS 115116 Farm management services	78	304	\$5,794	2	-	\$0
NAICS 1152 Support activities for animal production	44	318	\$4,086	1	-	\$0
NAICS 11521 Support activities for animal production	44	318	\$4,086	1	-	\$0
NAICS 115210 Support activities for animal production	44	318	\$4,086	1	-	\$0
NAICS 1153 Support activities for forestry	4	8	\$2,669	-	-	\$0
NAICS 11531 Support activities for forestry	4	8	\$2,669	-	-	\$0
NAICS 115310 Support activities for forestry	4	8	\$2,669	-	-	\$0

United States Bureau of Labor Statistics. Quarterly Census of Employment and Wages. QCEW Data Files. Accessed: 6 December 2024.  
[www.bls.gov/cew/downloadable-data-files.htm](http://www.bls.gov/cew/downloadable-data-files.htm)

\* Quarterly Census of Employment and Wages (QCEW) are compiled from state unemployment insurance (UI) program reports. Data excludes self-employed owners, unpaid family members, and certain farm and domestic workers, including those who earned no wages during the entire applicable pay period.  
\*\* North American Industry Classification System (NAICS).



J. Hewlett-University of Wyoming, J.Tranel-Colorado State University,  
J. Parsons-University of Nebraska-Lincoln, and E. Dennis-University of Nebraska-Lincoln.

© All Rights Reserved.  
RightRisk.org. December 2024.

SECOND QUARTER, 2024 Bureau of Labor QCEW* Statistics - Average Values by NAICS** Industry, Private Ownership Only.	STATE: NEBRASKA			COUNTY: SHERMAN		
	2024-Q2 Average Establishments Count	2024-Q2 Average Employment Level	2024-Q2 Monthly Avg. Compensation	2024-Q2 Average Establishments Count	2024-Q2 Average Employment Level	2024-Q2 Monthly Avg. Compensation
	NAICS 11 Agriculture, forestry, fishing and hunting	2,586	15,327	\$4,125	9	-
NAICS 111 Crop production	1,251	4,858	\$3,809	7	21	\$3,397
NAICS 1111 Oilseed and grain farming	1,129	3,621	\$3,761	6	-	\$0
NAICS 11113 Dry pea and bean farming	-	-	\$0	-	-	\$0
NAICS 111130 Dry pea and bean farming	-	-	\$0	-	-	\$0
NAICS 11114 Wheat farming	6	15	\$3,649	-	-	\$0
NAICS 111140 Wheat farming	6	15	\$3,649	-	-	\$0
NAICS 11115 Corn farming	348	1,116	\$3,813	1	-	\$0
NAICS 111150 Corn farming	348	1,116	\$3,813	1	-	\$0
NAICS 11119 Other grain farming	769	2,476	\$3,740	5	17	\$3,363
NAICS 111191 Oilseed and grain combination farming	751	2,426	\$3,735	5	17	\$3,363
NAICS 111199 All other grain farming	18	50	\$3,883	-	-	\$0
NAICS 1112 Vegetable and melon farming	31	445	\$4,377	-	-	\$0
NAICS 11121 Vegetable and melon farming	31	445	\$4,377	-	-	\$0
NAICS 111211 Potato farming	16	316	\$4,749	-	-	\$0
NAICS 111219 Other vegetable (except potato) and melon farming	15	128	\$3,458	-	-	\$0
NAICS 1114 Greenhouse, nursery, and floriculture production	43	539	\$3,172	-	-	\$0
NAICS 11141 Food crops grown under cover	3	12	\$1,703	-	-	\$0
NAICS 111411 Mushroom production	-	-	\$0	-	-	\$0
NAICS 111419 Other food crops grown under cover	3	12	\$1,703	-	-	\$0
NAICS 11142 Nursery and floriculture production	40	527	\$3,207	-	-	\$0
NAICS 111421 Nursery and tree production	32	462	\$3,337	-	-	\$0
NAICS 111422 Floriculture production	8	66	\$2,275	-	-	\$0
NAICS 1119 Other crop farming	45	-	\$0	1	-	\$0
NAICS 11194 Hay farming	22	92	\$3,328	1	-	\$0
NAICS 111940 Hay farming	22	92	\$3,328	1	-	\$0
NAICS 11199 All other crop farming	23	-	\$0	-	-	\$0
NAICS 111991 Sugar beet farming	9	-	\$0	-	-	\$0
NAICS 111998 All other miscellaneous crop farming	14	54	\$3,350	-	-	\$0
NAICS 112 Animal production and aquaculture	996	8,538	\$4,078	1	-	\$0
NAICS 1121 Cattle ranching and farming	776	5,860	\$4,043	1	-	\$0
NAICS 11211 Beef cattle ranching and farming, including feedlots	733	5,182	\$4,056	1	-	\$0
NAICS 112111 Beef cattle ranching and farming	470	2,077	\$3,514	1	-	\$0
NAICS 112112 Cattle feedlots	263	3,106	\$4,420	-	-	\$0
NAICS 11212 Dairy cattle and milk production	43	678	\$3,935	-	-	\$0
NAICS 112120 Dairy cattle and milk production	43	678	\$3,935	-	-	\$0
NAICS 1122 Hog and pig farming	154	2,248	\$4,190	-	-	\$0
NAICS 11221 Hog and pig farming	154	2,248	\$4,190	-	-	\$0
NAICS 112210 Hog and pig farming	154	2,248	\$4,190	-	-	\$0
NAICS 1124 Sheep and goat farming	2	-	\$0	-	-	\$0
NAICS 11241 Sheep farming	2	-	\$0	-	-	\$0
NAICS 112410 Sheep farming	2	-	\$0	-	-	\$0
NAICS 1125 Aquaculture	6	-	\$0	-	-	\$0
NAICS 11251 Aquaculture	6	-	\$0	-	-	\$0
NAICS 112511 Finfish farming and fish hatcheries	6	-	\$0	-	-	\$0
NAICS 1129 Other animal production	30	140	\$3,995	-	-	\$0
NAICS 11291 Apiculture	4	-	\$0	-	-	\$0
NAICS 112910 Apiculture	4	-	\$0	-	-	\$0
NAICS 11292 Horses and other equine production	2	-	\$0	-	-	\$0
NAICS 112920 Horses and other equine production	2	-	\$0	-	-	\$0
NAICS 11299 All other animal production	24	126	\$4,017	-	-	\$0
NAICS 112990 All other animal production	24	126	\$4,017	-	-	\$0
NAICS 113 Forestry and logging	5	8	\$3,623	-	-	\$0
NAICS 1133 Logging	5	8	\$3,623	-	-	\$0
NAICS 11331 Logging	5	8	\$3,623	-	-	\$0
NAICS 113310 Logging	5	8	\$3,623	-	-	\$0
NAICS 114 Fishing, hunting and trapping	-	-	\$0	-	-	\$0
NAICS 1142 Hunting and trapping	-	-	\$0	-	-	\$0
NAICS 11421 Hunting and trapping	-	-	\$0	-	-	\$0
NAICS 114210 Hunting and trapping	-	-	\$0	-	-	\$0
NAICS 115 Support activities for agriculture and forestry	334	1,923	\$5,152	1	-	\$0
NAICS 1151 Support activities for crop production	286	1,597	\$5,378	-	-	\$0
NAICS 11511 Support activities for crop production	286	1,597	\$5,378	-	-	\$0
NAICS 115112 Soil preparation, planting, and cultivating	125	465	\$4,576	-	-	\$0
NAICS 115113 Crop harvesting, primarily by machine	42	137	\$4,411	-	-	\$0
NAICS 115114 Postharvest crop activities (except cotton ginning)	30	659	\$5,967	-	-	\$0
NAICS 115115 Farm labor contractors and crew leaders	11	32	\$5,196	-	-	\$0
NAICS 115116 Farm management services	78	304	\$5,794	-	-	\$0
NAICS 1152 Support activities for animal production	44	318	\$4,086	1	-	\$0
NAICS 11521 Support activities for animal production	44	318	\$4,086	1	-	\$0
NAICS 115210 Support activities for animal production	44	318	\$4,086	1	-	\$0
NAICS 1153 Support activities for forestry	4	8	\$2,669	-	-	\$0
NAICS 11531 Support activities for forestry	4	8	\$2,669	-	-	\$0
NAICS 115310 Support activities for forestry	4	8	\$2,669	-	-	\$0

United States Bureau of Labor Statistics. Quarterly Census of Employment and Wages. QCEW Data Files. Accessed: 6 December 2024.  
[www.bls.gov/cew/downloadable-data-files.htm](http://www.bls.gov/cew/downloadable-data-files.htm)

\* Quarterly Census of Employment and Wages (QCEW) are compiled from state unemployment insurance (UI) program reports. Data excludes self-employed owners, unpaid family members, and certain farm and domestic workers, including those who earned no wages during the entire applicable pay period.  
\*\* North American Industry Classification System (NAICS).



J. Hewlett-University of Wyoming, J.Tranel-Colorado State University,  
J. Parsons-University of Nebraska-Lincoln, and E. Dennis-University of Nebraska-Lincoln.

© All Rights Reserved.  
RightRisk.org. December 2024.

SECOND QUARTER, 2024 Bureau of Labor QCEW* Statistics - Average Values by NAICS** Industry, Private Ownership Only.	STATE: NEBRASKA			COUNTY: SIOUX		
	2024-Q2 Average Establishments Count	2024-Q2 Average Employment Level	2024-Q2 Monthly Avg. Compensation	2024-Q2 Average Establishments Count	2024-Q2 Average Employment Level	2024-Q2 Monthly Avg. Compensation
	NAICS 11 Agriculture, forestry, fishing and hunting	2,586	15,327	\$4,125	8	74
NAICS 111 Crop production	1,251	4,858	\$3,809	-	-	\$0
NAICS 1111 Oilseed and grain farming	1,129	3,621	\$3,761	-	-	\$0
NAICS 11113 Dry pea and bean farming	-	-	\$0	-	-	\$0
NAICS 111130 Dry pea and bean farming	-	-	\$0	-	-	\$0
NAICS 11114 Wheat farming	6	15	\$3,649	-	-	\$0
NAICS 111140 Wheat farming	6	15	\$3,649	-	-	\$0
NAICS 11115 Corn farming	348	1,116	\$3,813	-	-	\$0
NAICS 111150 Corn farming	348	1,116	\$3,813	-	-	\$0
NAICS 11119 Other grain farming	769	2,476	\$3,740	-	-	\$0
NAICS 111191 Oilseed and grain combination farming	751	2,426	\$3,735	-	-	\$0
NAICS 111199 All other grain farming	18	50	\$3,883	-	-	\$0
NAICS 1112 Vegetable and melon farming	31	445	\$4,377	-	-	\$0
NAICS 11121 Vegetable and melon farming	31	445	\$4,377	-	-	\$0
NAICS 111211 Potato farming	16	316	\$4,749	-	-	\$0
NAICS 111219 Other vegetable (except potato) and melon farming	15	128	\$3,458	-	-	\$0
NAICS 1114 Greenhouse, nursery, and floriculture production	43	539	\$3,172	-	-	\$0
NAICS 11141 Food crops grown under cover	3	12	\$1,703	-	-	\$0
NAICS 111411 Mushroom production	-	-	\$0	-	-	\$0
NAICS 111419 Other food crops grown under cover	3	12	\$1,703	-	-	\$0
NAICS 11142 Nursery and floriculture production	40	527	\$3,207	-	-	\$0
NAICS 111421 Nursery and tree production	32	462	\$3,337	-	-	\$0
NAICS 111422 Floriculture production	8	66	\$2,275	-	-	\$0
NAICS 1119 Other crop farming	45	-	\$0	-	-	\$0
NAICS 11194 Hay farming	22	92	\$3,328	-	-	\$0
NAICS 111940 Hay farming	22	92	\$3,328	-	-	\$0
NAICS 11199 All other crop farming	23	-	\$0	-	-	\$0
NAICS 111991 Sugar beet farming	9	-	\$0	-	-	\$0
NAICS 111998 All other miscellaneous crop farming	14	54	\$3,350	-	-	\$0
NAICS 112 Animal production and aquaculture	996	8,538	\$4,078	8	74	\$2,864
NAICS 1121 Cattle ranching and farming	776	5,860	\$4,043	8	74	\$2,864
NAICS 11211 Beef cattle ranching and farming, including feedlots	733	5,182	\$4,056	8	74	\$2,864
NAICS 112111 Beef cattle ranching and farming	470	2,077	\$3,514	4	22	\$2,674
NAICS 112112 Cattle feedlots	263	3,106	\$4,420	4	51	\$2,951
NAICS 11212 Dairy cattle and milk production	43	678	\$3,935	-	-	\$0
NAICS 112120 Dairy cattle and milk production	43	678	\$3,935	-	-	\$0
NAICS 1122 Hog and pig farming	154	2,248	\$4,190	-	-	\$0
NAICS 11221 Hog and pig farming	154	2,248	\$4,190	-	-	\$0
NAICS 112210 Hog and pig farming	154	2,248	\$4,190	-	-	\$0
NAICS 1124 Sheep and goat farming	2	-	\$0	-	-	\$0
NAICS 11241 Sheep farming	2	-	\$0	-	-	\$0
NAICS 112410 Sheep farming	2	-	\$0	-	-	\$0
NAICS 1125 Aquaculture	6	-	\$0	-	-	\$0
NAICS 11251 Aquaculture	6	-	\$0	-	-	\$0
NAICS 112511 Finfish farming and fish hatcheries	6	-	\$0	-	-	\$0
NAICS 1129 Other animal production	30	140	\$3,995	-	-	\$0
NAICS 11291 Apiculture	4	-	\$0	-	-	\$0
NAICS 112910 Apiculture	4	-	\$0	-	-	\$0
NAICS 11292 Horses and other equine production	2	-	\$0	-	-	\$0
NAICS 112920 Horses and other equine production	2	-	\$0	-	-	\$0
NAICS 11299 All other animal production	24	126	\$4,017	-	-	\$0
NAICS 112990 All other animal production	24	126	\$4,017	-	-	\$0
NAICS 113 Forestry and logging	5	8	\$3,623	-	-	\$0
NAICS 1133 Logging	5	8	\$3,623	-	-	\$0
NAICS 11331 Logging	5	8	\$3,623	-	-	\$0
NAICS 113310 Logging	5	8	\$3,623	-	-	\$0
NAICS 114 Fishing, hunting and trapping	-	-	\$0	-	-	\$0
NAICS 1142 Hunting and trapping	-	-	\$0	-	-	\$0
NAICS 11421 Hunting and trapping	-	-	\$0	-	-	\$0
NAICS 114210 Hunting and trapping	-	-	\$0	-	-	\$0
NAICS 115 Support activities for agriculture and forestry	334	1,923	\$5,152	-	-	\$0
NAICS 1151 Support activities for crop production	286	1,597	\$5,378	-	-	\$0
NAICS 11511 Support activities for crop production	286	1,597	\$5,378	-	-	\$0
NAICS 115112 Soil preparation, planting, and cultivating	125	465	\$4,576	-	-	\$0
NAICS 115113 Crop harvesting, primarily by machine	42	137	\$4,411	-	-	\$0
NAICS 115114 Postharvest crop activities (except cotton ginning)	30	659	\$5,967	-	-	\$0
NAICS 115115 Farm labor contractors and crew leaders	11	32	\$5,196	-	-	\$0
NAICS 115116 Farm management services	78	304	\$5,794	-	-	\$0
NAICS 1152 Support activities for animal production	44	318	\$4,086	-	-	\$0
NAICS 11521 Support activities for animal production	44	318	\$4,086	-	-	\$0
NAICS 115210 Support activities for animal production	44	318	\$4,086	-	-	\$0
NAICS 1153 Support activities for forestry	4	8	\$2,669	-	-	\$0
NAICS 11531 Support activities for forestry	4	8	\$2,669	-	-	\$0
NAICS 115310 Support activities for forestry	4	8	\$2,669	-	-	\$0

United States Bureau of Labor Statistics. Quarterly Census of Employment and Wages. QCEW Data Files. Accessed: 6 December 2024.  
[www.bls.gov/cew/downloadable-data-files.htm](http://www.bls.gov/cew/downloadable-data-files.htm)

\* Quarterly Census of Employment and Wages (QCEW) are compiled from state unemployment insurance (UI) program reports. Data excludes self-employed owners, unpaid family members, and certain farm and domestic workers, including those who earned no wages during the entire applicable pay period.  
\*\* North American Industry Classification System (NAICS).



J. Hewlett-University of Wyoming, J.Tranel-Colorado State University,  
J. Parsons-University of Nebraska-Lincoln, and E. Dennis-University of Nebraska-Lincoln.

© All Rights Reserved.  
RightRisk.org. December 2024.



SECOND QUARTER, 2024 Bureau of Labor QCEW* Statistics - Average Values by NAICS** Industry, Private Ownership Only.	STATE: NEBRASKA			COUNTY: STANTON		
	2024-Q2 Average Establishments Count	2024-Q2 Average Employment Level	2024-Q2 Monthly Avg. Compensation	2024-Q2 Average Establishments Count	2024-Q2 Average Employment Level	2024-Q2 Monthly Avg. Compensation
	NAICS 11 Agriculture, forestry, fishing and hunting	2,586	15,327	\$4,125	19	-
NAICS 111 Crop production	1,251	4,858	\$3,809	5	19	\$4,589
NAICS 1111 Oilseed and grain farming	1,129	3,621	\$3,761	5	19	\$4,589
NAICS 11113 Dry pea and bean farming	-	-	\$0	-	-	\$0
NAICS 111130 Dry pea and bean farming	-	-	\$0	-	-	\$0
NAICS 11114 Wheat farming	6	15	\$3,649	-	-	\$0
NAICS 111140 Wheat farming	6	15	\$3,649	-	-	\$0
NAICS 11115 Corn farming	348	1,116	\$3,813	1	-	\$0
NAICS 111150 Corn farming	348	1,116	\$3,813	1	-	\$0
NAICS 11119 Other grain farming	769	2,476	\$3,740	4	-	\$0
NAICS 111191 Oilseed and grain combination farming	751	2,426	\$3,735	4	-	\$0
NAICS 111199 All other grain farming	18	50	\$3,883	-	-	\$0
NAICS 1112 Vegetable and melon farming	31	445	\$4,377	-	-	\$0
NAICS 11121 Vegetable and melon farming	31	445	\$4,377	-	-	\$0
NAICS 111211 Potato farming	16	316	\$4,749	-	-	\$0
NAICS 111219 Other vegetable (except potato) and melon farming	15	128	\$3,458	-	-	\$0
NAICS 1114 Greenhouse, nursery, and floriculture production	43	539	\$3,172	-	-	\$0
NAICS 11141 Food crops grown under cover	3	12	\$1,703	-	-	\$0
NAICS 111411 Mushroom production	-	-	\$0	-	-	\$0
NAICS 111419 Other food crops grown under cover	3	12	\$1,703	-	-	\$0
NAICS 11142 Nursery and floriculture production	40	527	\$3,207	-	-	\$0
NAICS 111421 Nursery and tree production	32	462	\$3,337	-	-	\$0
NAICS 111422 Floriculture production	8	66	\$2,275	-	-	\$0
NAICS 1119 Other crop farming	45	-	\$0	-	-	\$0
NAICS 11194 Hay farming	22	92	\$3,328	-	-	\$0
NAICS 111940 Hay farming	22	92	\$3,328	-	-	\$0
NAICS 11199 All other crop farming	23	-	\$0	-	-	\$0
NAICS 111991 Sugar beet farming	9	-	\$0	-	-	\$0
NAICS 111998 All other miscellaneous crop farming	14	54	\$3,350	-	-	\$0
NAICS 112 Animal production and aquaculture	996	8,538	\$4,078	13	125	\$4,199
NAICS 1121 Cattle ranching and farming	776	5,860	\$4,043	7	-	\$0
NAICS 11211 Beef cattle ranching and farming, including feedlots	733	5,182	\$4,056	7	-	\$0
NAICS 112111 Beef cattle ranching and farming	470	2,077	\$3,514	1	-	\$0
NAICS 112112 Cattle feedlots	263	3,106	\$4,420	6	40	\$3,488
NAICS 11212 Dairy cattle and milk production	43	678	\$3,935	-	-	\$0
NAICS 112120 Dairy cattle and milk production	43	678	\$3,935	-	-	\$0
NAICS 1122 Hog and pig farming	154	2,248	\$4,190	4	79	\$4,654
NAICS 11221 Hog and pig farming	154	2,248	\$4,190	4	79	\$4,654
NAICS 112210 Hog and pig farming	154	2,248	\$4,190	4	79	\$4,654
NAICS 1124 Sheep and goat farming	2	-	\$0	-	-	\$0
NAICS 11241 Sheep farming	2	-	\$0	-	-	\$0
NAICS 112410 Sheep farming	2	-	\$0	-	-	\$0
NAICS 1125 Aquaculture	6	-	\$0	-	-	\$0
NAICS 11251 Aquaculture	6	-	\$0	-	-	\$0
NAICS 112511 Finfish farming and fish hatcheries	6	-	\$0	-	-	\$0
NAICS 1129 Other animal production	30	140	\$3,995	-	-	\$0
NAICS 11291 Apiculture	4	-	\$0	-	-	\$0
NAICS 112910 Apiculture	4	-	\$0	-	-	\$0
NAICS 11292 Horses and other equine production	2	-	\$0	-	-	\$0
NAICS 112920 Horses and other equine production	2	-	\$0	-	-	\$0
NAICS 11299 All other animal production	24	126	\$4,017	-	-	\$0
NAICS 112990 All other animal production	24	126	\$4,017	-	-	\$0
NAICS 113 Forestry and logging	5	8	\$3,623	-	-	\$0
NAICS 1133 Logging	5	8	\$3,623	-	-	\$0
NAICS 11331 Logging	5	8	\$3,623	-	-	\$0
NAICS 113310 Logging	5	8	\$3,623	-	-	\$0
NAICS 114 Fishing, hunting and trapping	-	-	\$0	-	-	\$0
NAICS 1142 Hunting and trapping	-	-	\$0	-	-	\$0
NAICS 11421 Hunting and trapping	-	-	\$0	-	-	\$0
NAICS 114210 Hunting and trapping	-	-	\$0	-	-	\$0
NAICS 115 Support activities for agriculture and forestry	334	1,923	\$5,152	1	-	\$0
NAICS 1151 Support activities for crop production	286	1,597	\$5,378	1	-	\$0
NAICS 11511 Support activities for crop production	286	1,597	\$5,378	1	-	\$0
NAICS 115112 Soil preparation, planting, and cultivating	125	465	\$4,576	-	-	\$0
NAICS 115113 Crop harvesting, primarily by machine	42	137	\$4,411	-	-	\$0
NAICS 115114 Postharvest crop activities (except cotton ginning)	30	659	\$5,967	1	-	\$0
NAICS 115115 Farm labor contractors and crew leaders	11	32	\$5,196	-	-	\$0
NAICS 115116 Farm management services	78	304	\$5,794	-	-	\$0
NAICS 1152 Support activities for animal production	44	318	\$4,086	-	-	\$0
NAICS 11521 Support activities for animal production	44	318	\$4,086	-	-	\$0
NAICS 115210 Support activities for animal production	44	318	\$4,086	-	-	\$0
NAICS 1153 Support activities for forestry	4	8	\$2,669	-	-	\$0
NAICS 11531 Support activities for forestry	4	8	\$2,669	-	-	\$0
NAICS 115310 Support activities for forestry	4	8	\$2,669	-	-	\$0

United States Bureau of Labor Statistics. Quarterly Census of Employment and Wages. QCEW Data Files. Accessed: 6 December 2024.  
[www.bls.gov/cew/downloadable-data-files.htm](http://www.bls.gov/cew/downloadable-data-files.htm)

\* Quarterly Census of Employment and Wages (QCEW) are compiled from state unemployment insurance (UI) program reports. Data excludes self-employed owners, unpaid family members, and certain farm and domestic workers, including those who earned no wages during the entire applicable pay period.  
\*\* North American Industry Classification System (NAICS).



J. Hewlett-University of Wyoming, J.Tranel-Colorado State University,  
J. Parsons-University of Nebraska-Lincoln, and E. Dennis-University of Nebraska-Lincoln.

© All Rights Reserved.  
RightRisk.org. December 2024.

SECOND QUARTER, 2024 Bureau of Labor QCEW* Statistics - Average Values by NAICS** Industry, Private Ownership Only.	STATE: NEBRASKA			COUNTY: THAYER		
	2024-Q2 Average Establishments Count	2024-Q2 Average Employment Level	2024-Q2 Monthly Avg. Compensation	2024-Q2 Average Establishments Count	2024-Q2 Average Employment Level	2024-Q2 Monthly Avg. Compensation
	NAICS 11 Agriculture, forestry, fishing and hunting	2,586	15,327	\$4,125	31	132
NAICS 111 Crop production	1,251	4,858	\$3,809	24	98	\$3,605
NAICS 1111 Oilseed and grain farming	1,129	3,621	\$3,761	22	75	\$3,701
NAICS 11113 Dry pea and bean farming	-	-	\$0	-	-	\$0
NAICS 111130 Dry pea and bean farming	-	-	\$0	-	-	\$0
NAICS 11114 Wheat farming	6	15	\$3,649	-	-	\$0
NAICS 111140 Wheat farming	6	15	\$3,649	-	-	\$0
NAICS 11115 Corn farming	348	1,116	\$3,813	6	16	\$3,644
NAICS 111150 Corn farming	348	1,116	\$3,813	6	16	\$3,644
NAICS 11119 Other grain farming	769	2,476	\$3,740	16	59	\$3,714
NAICS 111191 Oilseed and grain combination farming	751	2,426	\$3,735	16	59	\$3,714
NAICS 111199 All other grain farming	18	50	\$3,883	-	-	\$0
NAICS 1112 Vegetable and melon farming	31	445	\$4,377	-	-	\$0
NAICS 11121 Vegetable and melon farming	31	445	\$4,377	-	-	\$0
NAICS 111211 Potato farming	16	316	\$4,749	-	-	\$0
NAICS 111219 Other vegetable (except potato) and melon farming	15	128	\$3,458	-	-	\$0
NAICS 1114 Greenhouse, nursery, and floriculture production	43	539	\$3,172	1	-	\$0
NAICS 11141 Food crops grown under cover	3	12	\$1,703	-	-	\$0
NAICS 111411 Mushroom production	-	-	\$0	-	-	\$0
NAICS 111419 Other food crops grown under cover	3	12	\$1,703	-	-	\$0
NAICS 11142 Nursery and floriculture production	40	527	\$3,207	1	-	\$0
NAICS 111421 Nursery and tree production	32	462	\$3,337	1	-	\$0
NAICS 111422 Floriculture production	8	66	\$2,275	-	-	\$0
NAICS 1119 Other crop farming	45	-	\$0	1	-	\$0
NAICS 11194 Hay farming	22	92	\$3,328	1	-	\$0
NAICS 111940 Hay farming	22	92	\$3,328	1	-	\$0
NAICS 11199 All other crop farming	23	-	\$0	-	-	\$0
NAICS 111991 Sugar beet farming	9	-	\$0	-	-	\$0
NAICS 111998 All other miscellaneous crop farming	14	54	\$3,350	-	-	\$0
NAICS 112 Animal production and aquaculture	996	8,538	\$4,078	5	-	\$0
NAICS 1121 Cattle ranching and farming	776	5,860	\$4,043	4	9	\$4,052
NAICS 11211 Beef cattle ranching and farming, including feedlots	733	5,182	\$4,056	4	9	\$4,052
NAICS 112111 Beef cattle ranching and farming	470	2,077	\$3,514	4	9	\$4,052
NAICS 112112 Cattle feedlots	263	3,106	\$4,420	-	-	\$0
NAICS 11212 Dairy cattle and milk production	43	678	\$3,935	-	-	\$0
NAICS 112120 Dairy cattle and milk production	43	678	\$3,935	-	-	\$0
NAICS 1122 Hog and pig farming	154	2,248	\$4,190	1	-	\$0
NAICS 11221 Hog and pig farming	154	2,248	\$4,190	1	-	\$0
NAICS 112210 Hog and pig farming	154	2,248	\$4,190	1	-	\$0
NAICS 1124 Sheep and goat farming	2	-	\$0	-	-	\$0
NAICS 11241 Sheep farming	2	-	\$0	-	-	\$0
NAICS 112410 Sheep farming	2	-	\$0	-	-	\$0
NAICS 1125 Aquaculture	6	-	\$0	-	-	\$0
NAICS 11251 Aquaculture	6	-	\$0	-	-	\$0
NAICS 112511 Finfish farming and fish hatcheries	6	-	\$0	-	-	\$0
NAICS 1129 Other animal production	30	140	\$3,995	-	-	\$0
NAICS 11291 Apiculture	4	-	\$0	-	-	\$0
NAICS 112910 Apiculture	4	-	\$0	-	-	\$0
NAICS 11292 Horses and other equine production	2	-	\$0	-	-	\$0
NAICS 112920 Horses and other equine production	2	-	\$0	-	-	\$0
NAICS 11299 All other animal production	24	126	\$4,017	-	-	\$0
NAICS 112990 All other animal production	24	126	\$4,017	-	-	\$0
NAICS 113 Forestry and logging	5	8	\$3,623	-	-	\$0
NAICS 1133 Logging	5	8	\$3,623	-	-	\$0
NAICS 11331 Logging	5	8	\$3,623	-	-	\$0
NAICS 113310 Logging	5	8	\$3,623	-	-	\$0
NAICS 114 Fishing, hunting and trapping	-	-	\$0	-	-	\$0
NAICS 1142 Hunting and trapping	-	-	\$0	-	-	\$0
NAICS 11421 Hunting and trapping	-	-	\$0	-	-	\$0
NAICS 114210 Hunting and trapping	-	-	\$0	-	-	\$0
NAICS 115 Support activities for agriculture and forestry	334	1,923	\$5,152	2	-	\$0
NAICS 1151 Support activities for crop production	286	1,597	\$5,378	2	-	\$0
NAICS 11511 Support activities for crop production	286	1,597	\$5,378	2	-	\$0
NAICS 115112 Soil preparation, planting, and cultivating	125	465	\$4,576	1	-	\$0
NAICS 115113 Crop harvesting, primarily by machine	42	137	\$4,411	-	-	\$0
NAICS 115114 Postharvest crop activities (except cotton ginning)	30	659	\$5,967	-	-	\$0
NAICS 115115 Farm labor contractors and crew leaders	11	32	\$5,196	-	-	\$0
NAICS 115116 Farm management services	78	304	\$5,794	1	-	\$0
NAICS 1152 Support activities for animal production	44	318	\$4,086	-	-	\$0
NAICS 11521 Support activities for animal production	44	318	\$4,086	-	-	\$0
NAICS 115210 Support activities for animal production	44	318	\$4,086	-	-	\$0
NAICS 1153 Support activities for forestry	4	8	\$2,669	-	-	\$0
NAICS 11531 Support activities for forestry	4	8	\$2,669	-	-	\$0
NAICS 115310 Support activities for forestry	4	8	\$2,669	-	-	\$0

United States Bureau of Labor Statistics. Quarterly Census of Employment and Wages. QCEW Data Files. Accessed: 6 December 2024.  
[www.bls.gov/cew/downloadable-data-files.htm](https://www.bls.gov/cew/downloadable-data-files.htm)

\* Quarterly Census of Employment and Wages (QCEW) are compiled from state unemployment insurance (UI) program reports. Data excludes self-employed owners, unpaid family members, and certain farm and domestic workers, including those who earned no wages during the entire applicable pay period.  
\*\* North American Industry Classification System (NAICS).



<https://RightRisk.org>

J. Hewlett-University of Wyoming, J.Tranel-Colorado State University,  
J. Parsons-University of Nebraska-Lincoln, and E. Dennis-University of Nebraska-Lincoln.

© All Rights Reserved.  
RightRisk.org. December 2024.

SECOND QUARTER, 2024 Bureau of Labor QCEW* Statistics - Average Values by NAICS** Industry, Private Ownership Only.	STATE: NEBRASKA			COUNTY: THOMAS		
	2024-Q2 Average Establishments Count	2024-Q2 Average Employment Level	2024-Q2 Monthly Avg. Compensation	2024-Q2 Average Establishments Count	2024-Q2 Average Employment Level	2024-Q2 Monthly Avg. Compensation
	NAICS 11 Agriculture, forestry, fishing and hunting	2,586	15,327	\$4,125	9	20
NAICS 111 Crop production	1,251	4,858	\$3,809	-	-	\$0
NAICS 1111 Oilseed and grain farming	1,129	3,621	\$3,761	-	-	\$0
NAICS 11113 Dry pea and bean farming	-	-	\$0	-	-	\$0
NAICS 111130 Dry pea and bean farming	-	-	\$0	-	-	\$0
NAICS 11114 Wheat farming	6	15	\$3,649	-	-	\$0
NAICS 111140 Wheat farming	6	15	\$3,649	-	-	\$0
NAICS 11115 Corn farming	348	1,116	\$3,813	-	-	\$0
NAICS 111150 Corn farming	348	1,116	\$3,813	-	-	\$0
NAICS 11119 Other grain farming	769	2,476	\$3,740	-	-	\$0
NAICS 111191 Oilseed and grain combination farming	751	2,426	\$3,735	-	-	\$0
NAICS 111199 All other grain farming	18	50	\$3,883	-	-	\$0
NAICS 1112 Vegetable and melon farming	31	445	\$4,377	-	-	\$0
NAICS 11121 Vegetable and melon farming	31	445	\$4,377	-	-	\$0
NAICS 111211 Potato farming	16	316	\$4,749	-	-	\$0
NAICS 111219 Other vegetable (except potato) and melon farming	15	128	\$3,458	-	-	\$0
NAICS 1114 Greenhouse, nursery, and floriculture production	43	539	\$3,172	-	-	\$0
NAICS 11141 Food crops grown under cover	3	12	\$1,703	-	-	\$0
NAICS 111411 Mushroom production	-	-	\$0	-	-	\$0
NAICS 111419 Other food crops grown under cover	3	12	\$1,703	-	-	\$0
NAICS 11142 Nursery and floriculture production	40	527	\$3,207	-	-	\$0
NAICS 111421 Nursery and tree production	32	462	\$3,337	-	-	\$0
NAICS 111422 Floriculture production	8	66	\$2,275	-	-	\$0
NAICS 1119 Other crop farming	45	-	\$0	-	-	\$0
NAICS 11194 Hay farming	22	92	\$3,328	-	-	\$0
NAICS 111940 Hay farming	22	92	\$3,328	-	-	\$0
NAICS 11199 All other crop farming	23	-	\$0	-	-	\$0
NAICS 111991 Sugar beet farming	9	-	\$0	-	-	\$0
NAICS 111998 All other miscellaneous crop farming	14	54	\$3,350	-	-	\$0
NAICS 112 Animal production and aquaculture	996	8,538	\$4,078	8	-	\$0
NAICS 1121 Cattle ranching and farming	776	5,860	\$4,043	8	-	\$0
NAICS 11211 Beef cattle ranching and farming, including feedlots	733	5,182	\$4,056	8	-	\$0
NAICS 112111 Beef cattle ranching and farming	470	2,077	\$3,514	7	19	\$3,839
NAICS 112112 Cattle feedlots	263	3,106	\$4,420	1	-	\$0
NAICS 11212 Dairy cattle and milk production	43	678	\$3,935	-	-	\$0
NAICS 112120 Dairy cattle and milk production	43	678	\$3,935	-	-	\$0
NAICS 1122 Hog and pig farming	154	2,248	\$4,190	-	-	\$0
NAICS 11221 Hog and pig farming	154	2,248	\$4,190	-	-	\$0
NAICS 112210 Hog and pig farming	154	2,248	\$4,190	-	-	\$0
NAICS 1124 Sheep and goat farming	2	-	\$0	-	-	\$0
NAICS 11241 Sheep farming	2	-	\$0	-	-	\$0
NAICS 112410 Sheep farming	2	-	\$0	-	-	\$0
NAICS 1125 Aquaculture	6	-	\$0	-	-	\$0
NAICS 11251 Aquaculture	6	-	\$0	-	-	\$0
NAICS 112511 Finfish farming and fish hatcheries	6	-	\$0	-	-	\$0
NAICS 1129 Other animal production	30	140	\$3,995	-	-	\$0
NAICS 11291 Apiculture	4	-	\$0	-	-	\$0
NAICS 112910 Apiculture	4	-	\$0	-	-	\$0
NAICS 11292 Horses and other equine production	2	-	\$0	-	-	\$0
NAICS 112920 Horses and other equine production	2	-	\$0	-	-	\$0
NAICS 11299 All other animal production	24	126	\$4,017	-	-	\$0
NAICS 112990 All other animal production	24	126	\$4,017	-	-	\$0
NAICS 113 Forestry and logging	5	8	\$3,623	1	-	\$0
NAICS 1133 Logging	5	8	\$3,623	1	-	\$0
NAICS 11331 Logging	5	8	\$3,623	1	-	\$0
NAICS 113310 Logging	5	8	\$3,623	1	-	\$0
NAICS 114 Fishing, hunting and trapping	-	-	\$0	-	-	\$0
NAICS 1142 Hunting and trapping	-	-	\$0	-	-	\$0
NAICS 11421 Hunting and trapping	-	-	\$0	-	-	\$0
NAICS 114210 Hunting and trapping	-	-	\$0	-	-	\$0
NAICS 115 Support activities for agriculture and forestry	334	1,923	\$5,152	-	-	\$0
NAICS 1151 Support activities for crop production	286	1,597	\$5,378	-	-	\$0
NAICS 11511 Support activities for crop production	286	1,597	\$5,378	-	-	\$0
NAICS 115112 Soil preparation, planting, and cultivating	125	465	\$4,576	-	-	\$0
NAICS 115113 Crop harvesting, primarily by machine	42	137	\$4,411	-	-	\$0
NAICS 115114 Postharvest crop activities (except cotton ginning)	30	659	\$5,967	-	-	\$0
NAICS 115115 Farm labor contractors and crew leaders	11	32	\$5,196	-	-	\$0
NAICS 115116 Farm management services	78	304	\$5,794	-	-	\$0
NAICS 1152 Support activities for animal production	44	318	\$4,086	-	-	\$0
NAICS 11521 Support activities for animal production	44	318	\$4,086	-	-	\$0
NAICS 115210 Support activities for animal production	44	318	\$4,086	-	-	\$0
NAICS 1153 Support activities for forestry	4	8	\$2,669	-	-	\$0
NAICS 11531 Support activities for forestry	4	8	\$2,669	-	-	\$0
NAICS 115310 Support activities for forestry	4	8	\$2,669	-	-	\$0

United States Bureau of Labor Statistics. Quarterly Census of Employment and Wages. QCEW Data Files. Accessed: 6 December 2024.  
[www.bls.gov/cew/downloadable-data-files.htm](http://www.bls.gov/cew/downloadable-data-files.htm)

\* Quarterly Census of Employment and Wages (QCEW) are compiled from state unemployment insurance (UI) program reports. Data excludes self-employed owners, unpaid family members, and certain farm and domestic workers, including those who earned no wages during the entire applicable pay period.  
\*\* North American Industry Classification System (NAICS).



J. Hewlett-University of Wyoming, J.Tranel-Colorado State University,  
J. Parsons-University of Nebraska-Lincoln, and E. Dennis-University of Nebraska-Lincoln.

© All Rights Reserved.  
RightRisk.org. December 2024.



SECOND QUARTER, 2024 Bureau of Labor QCEW* Statistics - Average Values by NAICS** Industry, Private Ownership Only.	STATE: NEBRASKA			COUNTY: THURSTON		
	2024-Q2 Average Establishments Count	2024-Q2 Average Employment Level	2024-Q2 Monthly Avg. Compensation	2024-Q2 Average Establishments Count	2024-Q2 Average Employment Level	2024-Q2 Monthly Avg. Compensation
	NAICS 11 Agriculture, forestry, fishing and hunting	2,586	15,327	\$4,125	20	92
NAICS 111 Crop production	1,251	4,858	\$3,809	10	40	\$3,844
NAICS 1111 Oilseed and grain farming	1,129	3,621	\$3,761	10	40	\$3,844
NAICS 11113 Dry pea and bean farming	-	-	\$0	-	-	\$0
NAICS 111130 Dry pea and bean farming	-	-	\$0	-	-	\$0
NAICS 11114 Wheat farming	6	15	\$3,649	-	-	\$0
NAICS 111140 Wheat farming	6	15	\$3,649	-	-	\$0
NAICS 11115 Corn farming	348	1,116	\$3,813	1	-	\$0
NAICS 111150 Corn farming	348	1,116	\$3,813	1	-	\$0
NAICS 11119 Other grain farming	769	2,476	\$3,740	9	-	\$0
NAICS 111191 Oilseed and grain combination farming	751	2,426	\$3,735	9	-	\$0
NAICS 111199 All other grain farming	18	50	\$3,883	-	-	\$0
NAICS 1112 Vegetable and melon farming	31	445	\$4,377	-	-	\$0
NAICS 11121 Vegetable and melon farming	31	445	\$4,377	-	-	\$0
NAICS 111211 Potato farming	16	316	\$4,749	-	-	\$0
NAICS 111219 Other vegetable (except potato) and melon farming	15	128	\$3,458	-	-	\$0
NAICS 1114 Greenhouse, nursery, and floriculture production	43	539	\$3,172	-	-	\$0
NAICS 11141 Food crops grown under cover	3	12	\$1,703	-	-	\$0
NAICS 111411 Mushroom production	-	-	\$0	-	-	\$0
NAICS 111419 Other food crops grown under cover	3	12	\$1,703	-	-	\$0
NAICS 11142 Nursery and floriculture production	40	527	\$3,207	-	-	\$0
NAICS 111421 Nursery and tree production	32	462	\$3,337	-	-	\$0
NAICS 111422 Floriculture production	8	66	\$2,275	-	-	\$0
NAICS 1119 Other crop farming	45	-	\$0	-	-	\$0
NAICS 11194 Hay farming	22	92	\$3,328	-	-	\$0
NAICS 111940 Hay farming	22	92	\$3,328	-	-	\$0
NAICS 11199 All other crop farming	23	-	\$0	-	-	\$0
NAICS 111991 Sugar beet farming	9	-	\$0	-	-	\$0
NAICS 111998 All other miscellaneous crop farming	14	54	\$3,350	-	-	\$0
NAICS 112 Animal production and aquaculture	996	8,538	\$4,078	10	51	\$3,185
NAICS 1121 Cattle ranching and farming	776	5,860	\$4,043	8	38	\$2,973
NAICS 11211 Beef cattle ranching and farming, including feedlots	733	5,182	\$4,056	8	38	\$2,973
NAICS 112111 Beef cattle ranching and farming	470	2,077	\$3,514	3	8	\$3,055
NAICS 112112 Cattle feedlots	263	3,106	\$4,420	5	30	\$2,951
NAICS 11212 Dairy cattle and milk production	43	678	\$3,935	-	-	\$0
NAICS 112120 Dairy cattle and milk production	43	678	\$3,935	-	-	\$0
NAICS 1122 Hog and pig farming	154	2,248	\$4,190	1	-	\$0
NAICS 11221 Hog and pig farming	154	2,248	\$4,190	1	-	\$0
NAICS 112210 Hog and pig farming	154	2,248	\$4,190	1	-	\$0
NAICS 1124 Sheep and goat farming	2	-	\$0	-	-	\$0
NAICS 11241 Sheep farming	2	-	\$0	-	-	\$0
NAICS 112410 Sheep farming	2	-	\$0	-	-	\$0
NAICS 1125 Aquaculture	6	-	\$0	-	-	\$0
NAICS 11251 Aquaculture	6	-	\$0	-	-	\$0
NAICS 112511 Finfish farming and fish hatcheries	6	-	\$0	-	-	\$0
NAICS 1129 Other animal production	30	140	\$3,995	-	-	\$0
NAICS 11291 Apiculture	4	-	\$0	-	-	\$0
NAICS 112910 Apiculture	4	-	\$0	-	-	\$0
NAICS 11292 Horses and other equine production	2	-	\$0	-	-	\$0
NAICS 112920 Horses and other equine production	2	-	\$0	-	-	\$0
NAICS 11299 All other animal production	24	126	\$4,017	-	-	\$0
NAICS 112990 All other animal production	24	126	\$4,017	-	-	\$0
NAICS 113 Forestry and logging	5	8	\$3,623	-	-	\$0
NAICS 1133 Logging	5	8	\$3,623	-	-	\$0
NAICS 11331 Logging	5	8	\$3,623	-	-	\$0
NAICS 113310 Logging	5	8	\$3,623	-	-	\$0
NAICS 114 Fishing, hunting and trapping	-	-	\$0	-	-	\$0
NAICS 1142 Hunting and trapping	-	-	\$0	-	-	\$0
NAICS 11421 Hunting and trapping	-	-	\$0	-	-	\$0
NAICS 114210 Hunting and trapping	-	-	\$0	-	-	\$0
NAICS 115 Support activities for agriculture and forestry	334	1,923	\$5,152	-	-	\$0
NAICS 1151 Support activities for crop production	286	1,597	\$5,378	-	-	\$0
NAICS 11511 Support activities for crop production	286	1,597	\$5,378	-	-	\$0
NAICS 115112 Soil preparation, planting, and cultivating	125	465	\$4,576	-	-	\$0
NAICS 115113 Crop harvesting, primarily by machine	42	137	\$4,411	-	-	\$0
NAICS 115114 Postharvest crop activities (except cotton ginning)	30	659	\$5,967	-	-	\$0
NAICS 115115 Farm labor contractors and crew leaders	11	32	\$5,196	-	-	\$0
NAICS 115116 Farm management services	78	304	\$5,794	-	-	\$0
NAICS 1152 Support activities for animal production	44	318	\$4,086	-	-	\$0
NAICS 11521 Support activities for animal production	44	318	\$4,086	-	-	\$0
NAICS 115210 Support activities for animal production	44	318	\$4,086	-	-	\$0
NAICS 1153 Support activities for forestry	4	8	\$2,669	-	-	\$0
NAICS 11531 Support activities for forestry	4	8	\$2,669	-	-	\$0
NAICS 115310 Support activities for forestry	4	8	\$2,669	-	-	\$0

United States Bureau of Labor Statistics. Quarterly Census of Employment and Wages. QCEW Data Files. Accessed: 6 December 2024.  
[www.bls.gov/cew/downloadable-data-files.htm](http://www.bls.gov/cew/downloadable-data-files.htm)

\* Quarterly Census of Employment and Wages (QCEW) are compiled from state unemployment insurance (UI) program reports. Data excludes self-employed owners, unpaid family members, and certain farm and domestic workers, including those who earned no wages during the entire applicable pay period.  
\*\* North American Industry Classification System (NAICS).



J. Hewlett-University of Wyoming, J.Tranel-Colorado State University,  
J. Parsons-University of Nebraska-Lincoln, and E. Dennis-University of Nebraska-Lincoln.

© All Rights Reserved.  
RightRisk.org. December 2024.

SECOND QUARTER, 2024 Bureau of Labor QCEW* Statistics - Average Values by NAICS** Industry, Private Ownership Only.	STATE: NEBRASKA			COUNTY: VALLEY		
	2024-Q2 Average Establishments Count	2024-Q2 Average Employment Level	2024-Q2 Monthly Avg. Compensation	2024-Q2 Average Establishments Count	2024-Q2 Average Employment Level	2024-Q2 Monthly Avg. Compensation
	NAICS 11 Agriculture, forestry, fishing and hunting	2,586	15,327	\$4,125	35	-
NAICS 111 Crop production	1,251	4,858	\$3,809	13	56	\$3,471
NAICS 1111 Oilseed and grain farming	1,129	3,621	\$3,761	12	-	\$0
NAICS 11113 Dry pea and bean farming	-	-	\$0	-	-	\$0
NAICS 111130 Dry pea and bean farming	-	-	\$0	-	-	\$0
NAICS 11114 Wheat farming	6	15	\$3,649	-	-	\$0
NAICS 111140 Wheat farming	6	15	\$3,649	-	-	\$0
NAICS 11115 Corn farming	348	1,116	\$3,813	5	35	\$3,891
NAICS 111150 Corn farming	348	1,116	\$3,813	5	35	\$3,891
NAICS 11119 Other grain farming	769	2,476	\$3,740	7	-	\$0
NAICS 111191 Oilseed and grain combination farming	751	2,426	\$3,735	7	-	\$0
NAICS 111199 All other grain farming	18	50	\$3,883	-	-	\$0
NAICS 1112 Vegetable and melon farming	31	445	\$4,377	-	-	\$0
NAICS 11121 Vegetable and melon farming	31	445	\$4,377	-	-	\$0
NAICS 111211 Potato farming	16	316	\$4,749	-	-	\$0
NAICS 111219 Other vegetable (except potato) and melon farming	15	128	\$3,458	-	-	\$0
NAICS 1114 Greenhouse, nursery, and floriculture production	43	539	\$3,172	1	-	\$0
NAICS 11141 Food crops grown under cover	3	12	\$1,703	-	-	\$0
NAICS 111411 Mushroom production	-	-	\$0	-	-	\$0
NAICS 111419 Other food crops grown under cover	3	12	\$1,703	-	-	\$0
NAICS 11142 Nursery and floriculture production	40	527	\$3,207	1	-	\$0
NAICS 111421 Nursery and tree production	32	462	\$3,337	-	-	\$0
NAICS 111422 Floriculture production	8	66	\$2,275	1	-	\$0
NAICS 1119 Other crop farming	45	-	\$0	-	-	\$0
NAICS 11194 Hay farming	22	92	\$3,328	-	-	\$0
NAICS 111940 Hay farming	22	92	\$3,328	-	-	\$0
NAICS 11199 All other crop farming	23	-	\$0	-	-	\$0
NAICS 111991 Sugar beet farming	9	-	\$0	-	-	\$0
NAICS 111998 All other miscellaneous crop farming	14	54	\$3,350	-	-	\$0
NAICS 112 Animal production and aquaculture	996	8,538	\$4,078	19	82	\$4,767
NAICS 1121 Cattle ranching and farming	776	5,860	\$4,043	18	-	\$0
NAICS 11211 Beef cattle ranching and farming, including feedlots	733	5,182	\$4,056	18	-	\$0
NAICS 112111 Beef cattle ranching and farming	470	2,077	\$3,514	9	-	\$0
NAICS 112112 Cattle feedlots	263	3,106	\$4,420	9	62	\$5,074
NAICS 11212 Dairy cattle and milk production	43	678	\$3,935	-	-	\$0
NAICS 112120 Dairy cattle and milk production	43	678	\$3,935	-	-	\$0
NAICS 1122 Hog and pig farming	154	2,248	\$4,190	-	-	\$0
NAICS 11221 Hog and pig farming	154	2,248	\$4,190	-	-	\$0
NAICS 112210 Hog and pig farming	154	2,248	\$4,190	-	-	\$0
NAICS 1124 Sheep and goat farming	2	-	\$0	1	-	\$0
NAICS 11241 Sheep farming	2	-	\$0	1	-	\$0
NAICS 112410 Sheep farming	2	-	\$0	1	-	\$0
NAICS 1125 Aquaculture	6	-	\$0	-	-	\$0
NAICS 11251 Aquaculture	6	-	\$0	-	-	\$0
NAICS 112511 Finfish farming and fish hatcheries	6	-	\$0	-	-	\$0
NAICS 1129 Other animal production	30	140	\$3,995	-	-	\$0
NAICS 11291 Apiculture	4	-	\$0	-	-	\$0
NAICS 112910 Apiculture	4	-	\$0	-	-	\$0
NAICS 11292 Horses and other equine production	2	-	\$0	-	-	\$0
NAICS 112920 Horses and other equine production	2	-	\$0	-	-	\$0
NAICS 11299 All other animal production	24	126	\$4,017	-	-	\$0
NAICS 112990 All other animal production	24	126	\$4,017	-	-	\$0
NAICS 113 Forestry and logging	5	8	\$3,623	-	-	\$0
NAICS 1133 Logging	5	8	\$3,623	-	-	\$0
NAICS 11331 Logging	5	8	\$3,623	-	-	\$0
NAICS 113310 Logging	5	8	\$3,623	-	-	\$0
NAICS 114 Fishing, hunting and trapping	-	-	\$0	-	-	\$0
NAICS 1142 Hunting and trapping	-	-	\$0	-	-	\$0
NAICS 11421 Hunting and trapping	-	-	\$0	-	-	\$0
NAICS 114210 Hunting and trapping	-	-	\$0	-	-	\$0
NAICS 115 Support activities for agriculture and forestry	334	1,923	\$5,152	3	-	\$0
NAICS 1151 Support activities for crop production	286	1,597	\$5,378	3	-	\$0
NAICS 11511 Support activities for crop production	286	1,597	\$5,378	3	-	\$0
NAICS 115112 Soil preparation, planting, and cultivating	125	465	\$4,576	1	-	\$0
NAICS 115113 Crop harvesting, primarily by machine	42	137	\$4,411	1	-	\$0
NAICS 115114 Postharvest crop activities (except cotton ginning)	30	659	\$5,967	1	-	\$0
NAICS 115115 Farm labor contractors and crew leaders	11	32	\$5,196	-	-	\$0
NAICS 115116 Farm management services	78	304	\$5,794	-	-	\$0
NAICS 1152 Support activities for animal production	44	318	\$4,086	-	-	\$0
NAICS 11521 Support activities for animal production	44	318	\$4,086	-	-	\$0
NAICS 115210 Support activities for animal production	44	318	\$4,086	-	-	\$0
NAICS 1153 Support activities for forestry	4	8	\$2,669	-	-	\$0
NAICS 11531 Support activities for forestry	4	8	\$2,669	-	-	\$0
NAICS 115310 Support activities for forestry	4	8	\$2,669	-	-	\$0

United States Bureau of Labor Statistics. Quarterly Census of Employment and Wages. QCEW Data Files. Accessed: 6 December 2024.  
[www.bls.gov/cew/downloadable-data-files.htm](http://www.bls.gov/cew/downloadable-data-files.htm)

\* Quarterly Census of Employment and Wages (QCEW) are compiled from state unemployment insurance (UI) program reports. Data excludes self-employed owners, unpaid family members, and certain farm and domestic workers, including those who earned no wages during the entire applicable pay period.  
\*\* North American Industry Classification System (NAICS).




J. Hewlett-University of Wyoming, J.Tranel-Colorado State University,  
J. Parsons-University of Nebraska-Lincoln, and E. Dennis-University of Nebraska-Lincoln.

© All Rights Reserved.  
RightRisk.org. December 2024.

SECOND QUARTER, 2024 Bureau of Labor QCEW* Statistics - Average Values by NAICS** Industry, Private Ownership Only.	STATE: NEBRASKA			COUNTY: WASHINGTON		
	2024-Q2 Average Establishments Count	2024-Q2 Average Employment Level	2024-Q2 Monthly Avg. Compensation	2024-Q2 Average Establishments Count	2024-Q2 Average Employment Level	2024-Q2 Monthly Avg. Compensation
	NAICS 11 Agriculture, forestry, fishing and hunting	2,586	15,327	\$4,125	26	-
NAICS 111 Crop production	1,251	4,858	\$3,809	14	40	\$3,839
NAICS 1111 Oilseed and grain farming	1,129	3,621	\$3,761	11	33	\$3,766
NAICS 11113 Dry pea and bean farming	-	-	\$0	-	-	\$0
NAICS 111130 Dry pea and bean farming	-	-	\$0	-	-	\$0
NAICS 11114 Wheat farming	6	15	\$3,649	-	-	\$0
NAICS 111140 Wheat farming	6	15	\$3,649	-	-	\$0
NAICS 11115 Corn farming	348	1,116	\$3,813	1	-	\$0
NAICS 111150 Corn farming	348	1,116	\$3,813	1	-	\$0
NAICS 11119 Other grain farming	769	2,476	\$3,740	10	-	\$0
NAICS 111191 Oilseed and grain combination farming	751	2,426	\$3,735	10	-	\$0
NAICS 111199 All other grain farming	18	50	\$3,883	-	-	\$0
NAICS 1112 Vegetable and melon farming	31	445	\$4,377	1	-	\$0
NAICS 11121 Vegetable and melon farming	31	445	\$4,377	1	-	\$0
NAICS 111211 Potato farming	16	316	\$4,749	-	-	\$0
NAICS 111219 Other vegetable (except potato) and melon farming	15	128	\$3,458	1	-	\$0
NAICS 1114 Greenhouse, nursery, and floriculture production	43	539	\$3,172	1	-	\$0
NAICS 11141 Food crops grown under cover	3	12	\$1,703	-	-	\$0
NAICS 111411 Mushroom production	-	-	\$0	-	-	\$0
NAICS 111419 Other food crops grown under cover	3	12	\$1,703	-	-	\$0
NAICS 11142 Nursery and floriculture production	40	527	\$3,207	1	-	\$0
NAICS 111421 Nursery and tree production	32	462	\$3,337	1	-	\$0
NAICS 111422 Floriculture production	8	66	\$2,275	-	-	\$0
NAICS 1119 Other crop farming	45	-	\$0	1	-	\$0
NAICS 11194 Hay farming	22	92	\$3,328	-	-	\$0
NAICS 111940 Hay farming	22	92	\$3,328	-	-	\$0
NAICS 11199 All other crop farming	23	-	\$0	1	-	\$0
NAICS 111991 Sugar beet farming	9	-	\$0	-	-	\$0
NAICS 111998 All other miscellaneous crop farming	14	54	\$3,350	1	-	\$0
NAICS 112 Animal production and aquaculture	996	8,538	\$4,078	7	51	\$3,085
NAICS 1121 Cattle ranching and farming	776	5,860	\$4,043	5	-	\$0
NAICS 11211 Beef cattle ranching and farming, including feedlots	733	5,182	\$4,056	1	-	\$0
NAICS 112111 Beef cattle ranching and farming	470	2,077	\$3,514	1	-	\$0
NAICS 112112 Cattle feedlots	263	3,106	\$4,420	-	-	\$0
NAICS 11212 Dairy cattle and milk production	43	678	\$3,935	4	34	\$3,042
NAICS 112120 Dairy cattle and milk production	43	678	\$3,935	4	34	\$3,042
NAICS 1122 Hog and pig farming	154	2,248	\$4,190	2	-	\$0
NAICS 11221 Hog and pig farming	154	2,248	\$4,190	2	-	\$0
NAICS 112210 Hog and pig farming	154	2,248	\$4,190	2	-	\$0
NAICS 1124 Sheep and goat farming	2	-	\$0	-	-	\$0
NAICS 11241 Sheep farming	2	-	\$0	-	-	\$0
NAICS 112410 Sheep farming	2	-	\$0	-	-	\$0
NAICS 1125 Aquaculture	6	-	\$0	-	-	\$0
NAICS 11251 Aquaculture	6	-	\$0	-	-	\$0
NAICS 112511 Finfish farming and fish hatcheries	6	-	\$0	-	-	\$0
NAICS 1129 Other animal production	30	140	\$3,995	-	-	\$0
NAICS 11291 Apiculture	4	-	\$0	-	-	\$0
NAICS 112910 Apiculture	4	-	\$0	-	-	\$0
NAICS 11292 Horses and other equine production	2	-	\$0	-	-	\$0
NAICS 112920 Horses and other equine production	2	-	\$0	-	-	\$0
NAICS 11299 All other animal production	24	126	\$4,017	-	-	\$0
NAICS 112990 All other animal production	24	126	\$4,017	-	-	\$0
NAICS 113 Forestry and logging	5	8	\$3,623	-	-	\$0
NAICS 1133 Logging	5	8	\$3,623	-	-	\$0
NAICS 11331 Logging	5	8	\$3,623	-	-	\$0
NAICS 113310 Logging	5	8	\$3,623	-	-	\$0
NAICS 114 Fishing, hunting and trapping	-	-	\$0	-	-	\$0
NAICS 1142 Hunting and trapping	-	-	\$0	-	-	\$0
NAICS 11421 Hunting and trapping	-	-	\$0	-	-	\$0
NAICS 114210 Hunting and trapping	-	-	\$0	-	-	\$0
NAICS 115 Support activities for agriculture and forestry	334	1,923	\$5,152	5	-	\$0
NAICS 1151 Support activities for crop production	286	1,597	\$5,378	4	26	\$3,796
NAICS 11511 Support activities for crop production	286	1,597	\$5,378	4	26	\$3,796
NAICS 115112 Soil preparation, planting, and cultivating	125	465	\$4,576	1	-	\$0
NAICS 115113 Crop harvesting, primarily by machine	42	137	\$4,411	1	-	\$0
NAICS 115114 Postharvest crop activities (except cotton ginning)	30	659	\$5,967	2	-	\$0
NAICS 115115 Farm labor contractors and crew leaders	11	32	\$5,196	-	-	\$0
NAICS 115116 Farm management services	78	304	\$5,794	-	-	\$0
NAICS 1152 Support activities for animal production	44	318	\$4,086	-	-	\$0
NAICS 11521 Support activities for animal production	44	318	\$4,086	-	-	\$0
NAICS 115210 Support activities for animal production	44	318	\$4,086	-	-	\$0
NAICS 1153 Support activities for forestry	4	8	\$2,669	1	-	\$0
NAICS 11531 Support activities for forestry	4	8	\$2,669	1	-	\$0
NAICS 115310 Support activities for forestry	4	8	\$2,669	1	-	\$0

United States Bureau of Labor Statistics. Quarterly Census of Employment and Wages. QCEW Data Files. Accessed: 6 December 2024.  
[www.bls.gov/cew/downloadable-data-files.htm](http://www.bls.gov/cew/downloadable-data-files.htm)

\* Quarterly Census of Employment and Wages (QCEW) are compiled from state unemployment insurance (UI) program reports. Data excludes self-employed owners, unpaid family members, and certain farm and domestic workers, including those who earned no wages during the entire applicable pay period.  
\*\* North American Industry Classification System (NAICS).



J. Hewlett-University of Wyoming, J.Tranel-Colorado State University,  
J. Parsons-University of Nebraska-Lincoln, and E. Dennis-University of Nebraska-Lincoln.

© All Rights Reserved.  
RightRisk.org. December 2024.



SECOND QUARTER, 2024 Bureau of Labor QCEW* Statistics - Average Values by NAICS** Industry, Private Ownership Only.	STATE: NEBRASKA			COUNTY: WAYNE		
	2024-Q2 Average Establishments Count	2024-Q2 Average Employment Level	2024-Q2 Monthly Avg. Compensation	2024-Q2 Average Establishments Count	2024-Q2 Average Employment Level	2024-Q2 Monthly Avg. Compensation
	NAICS 11 Agriculture, forestry, fishing and hunting	2,586	15,327	\$4,125	20	124
NAICS 111 Crop production	1,251	4,858	\$3,809	10	36	\$3,159
NAICS 1111 Oilseed and grain farming	1,129	3,621	\$3,761	9	-	\$0
NAICS 11113 Dry pea and bean farming	-	-	\$0	-	-	\$0
NAICS 111130 Dry pea and bean farming	-	-	\$0	-	-	\$0
NAICS 11114 Wheat farming	6	15	\$3,649	-	-	\$0
NAICS 111140 Wheat farming	6	15	\$3,649	-	-	\$0
NAICS 11115 Corn farming	348	1,116	\$3,813	4	23	\$3,367
NAICS 111150 Corn farming	348	1,116	\$3,813	4	23	\$3,367
NAICS 11119 Other grain farming	769	2,476	\$3,740	5	-	\$0
NAICS 111191 Oilseed and grain combination farming	751	2,426	\$3,735	5	-	\$0
NAICS 111199 All other grain farming	18	50	\$3,883	-	-	\$0
NAICS 1112 Vegetable and melon farming	31	445	\$4,377	-	-	\$0
NAICS 11121 Vegetable and melon farming	31	445	\$4,377	-	-	\$0
NAICS 111211 Potato farming	16	316	\$4,749	-	-	\$0
NAICS 111219 Other vegetable (except potato) and melon farming	15	128	\$3,458	-	-	\$0
NAICS 1114 Greenhouse, nursery, and floriculture production	43	539	\$3,172	-	-	\$0
NAICS 11141 Food crops grown under cover	3	12	\$1,703	-	-	\$0
NAICS 111411 Mushroom production	-	-	\$0	-	-	\$0
NAICS 111419 Other food crops grown under cover	3	12	\$1,703	-	-	\$0
NAICS 11142 Nursery and floriculture production	40	527	\$3,207	-	-	\$0
NAICS 111421 Nursery and tree production	32	462	\$3,337	-	-	\$0
NAICS 111422 Floriculture production	8	66	\$2,275	-	-	\$0
NAICS 1119 Other crop farming	45	-	\$0	1	-	\$0
NAICS 11194 Hay farming	22	92	\$3,328	-	-	\$0
NAICS 111940 Hay farming	22	92	\$3,328	-	-	\$0
NAICS 11199 All other crop farming	23	-	\$0	1	-	\$0
NAICS 111991 Sugar beet farming	9	-	\$0	-	-	\$0
NAICS 111998 All other miscellaneous crop farming	14	54	\$3,350	1	-	\$0
NAICS 112 Animal production and aquaculture	996	8,538	\$4,078	10	88	\$3,831
NAICS 1121 Cattle ranching and farming	776	5,860	\$4,043	7	59	\$3,826
NAICS 11211 Beef cattle ranching and farming, including feedlots	733	5,182	\$4,056	3	9	\$3,848
NAICS 112111 Beef cattle ranching and farming	470	2,077	\$3,514	3	9	\$3,848
NAICS 112112 Cattle feedlots	263	3,106	\$4,420	-	-	\$0
NAICS 11212 Dairy cattle and milk production	43	678	\$3,935	4	50	\$3,822
NAICS 112120 Dairy cattle and milk production	43	678	\$3,935	4	50	\$3,822
NAICS 1122 Hog and pig farming	154	2,248	\$4,190	2	-	\$0
NAICS 11221 Hog and pig farming	154	2,248	\$4,190	2	-	\$0
NAICS 112210 Hog and pig farming	154	2,248	\$4,190	2	-	\$0
NAICS 1124 Sheep and goat farming	2	-	\$0	-	-	\$0
NAICS 11241 Sheep farming	2	-	\$0	-	-	\$0
NAICS 112410 Sheep farming	2	-	\$0	-	-	\$0
NAICS 1125 Aquaculture	6	-	\$0	-	-	\$0
NAICS 11251 Aquaculture	6	-	\$0	-	-	\$0
NAICS 112511 Finfish farming and fish hatcheries	6	-	\$0	-	-	\$0
NAICS 1129 Other animal production	30	140	\$3,995	-	-	\$0
NAICS 11291 Apiculture	4	-	\$0	-	-	\$0
NAICS 112910 Apiculture	4	-	\$0	-	-	\$0
NAICS 11292 Horses and other equine production	2	-	\$0	-	-	\$0
NAICS 112920 Horses and other equine production	2	-	\$0	-	-	\$0
NAICS 11299 All other animal production	24	126	\$4,017	-	-	\$0
NAICS 112990 All other animal production	24	126	\$4,017	-	-	\$0
NAICS 113 Forestry and logging	5	8	\$3,623	-	-	\$0
NAICS 1133 Logging	5	8	\$3,623	-	-	\$0
NAICS 11331 Logging	5	8	\$3,623	-	-	\$0
NAICS 113310 Logging	5	8	\$3,623	-	-	\$0
NAICS 114 Fishing, hunting and trapping	-	-	\$0	-	-	\$0
NAICS 1142 Hunting and trapping	-	-	\$0	-	-	\$0
NAICS 11421 Hunting and trapping	-	-	\$0	-	-	\$0
NAICS 114210 Hunting and trapping	-	-	\$0	-	-	\$0
NAICS 115 Support activities for agriculture and forestry	334	1,923	\$5,152	-	-	\$0
NAICS 1151 Support activities for crop production	286	1,597	\$5,378	-	-	\$0
NAICS 11511 Support activities for crop production	286	1,597	\$5,378	-	-	\$0
NAICS 115112 Soil preparation, planting, and cultivating	125	465	\$4,576	-	-	\$0
NAICS 115113 Crop harvesting, primarily by machine	42	137	\$4,411	-	-	\$0
NAICS 115114 Postharvest crop activities (except cotton ginning)	30	659	\$5,967	-	-	\$0
NAICS 115115 Farm labor contractors and crew leaders	11	32	\$5,196	-	-	\$0
NAICS 115116 Farm management services	78	304	\$5,794	-	-	\$0
NAICS 1152 Support activities for animal production	44	318	\$4,086	-	-	\$0
NAICS 11521 Support activities for animal production	44	318	\$4,086	-	-	\$0
NAICS 115210 Support activities for animal production	44	318	\$4,086	-	-	\$0
NAICS 1153 Support activities for forestry	4	8	\$2,669	-	-	\$0
NAICS 11531 Support activities for forestry	4	8	\$2,669	-	-	\$0
NAICS 115310 Support activities for forestry	4	8	\$2,669	-	-	\$0

United States Bureau of Labor Statistics. Quarterly Census of Employment and Wages. QCEW Data Files. Accessed: 6 December 2024.  
[www.bls.gov/cew/downloadable-data-files.htm](http://www.bls.gov/cew/downloadable-data-files.htm)

\* Quarterly Census of Employment and Wages (QCEW) are compiled from state unemployment insurance (UI) program reports. Data excludes self-employed owners, unpaid family members, and certain farm and domestic workers, including those who earned no wages during the entire applicable pay period.  
\*\* North American Industry Classification System (NAICS).



J. Hewlett-University of Wyoming, J.Tranel-Colorado State University,  
J. Parsons-University of Nebraska-Lincoln, and E. Dennis-University of Nebraska-Lincoln.

© All Rights Reserved.  
RightRisk.org. December 2024.

SECOND QUARTER, 2024 Bureau of Labor QCEW* Statistics - Average Values by NAICS** Industry, Private Ownership Only.	STATE: NEBRASKA			COUNTY: WEBSTER		
	2024-Q2 Average Establishments Count	2024-Q2 Average Employment Level	2024-Q2 Monthly Avg. Compensation	2024-Q2 Average Establishments Count	2024-Q2 Average Employment Level	2024-Q2 Monthly Avg. Compensation
	NAICS 11 Agriculture, forestry, fishing and hunting	2,586	15,327	\$4,125	12	105
NAICS 111 Crop production	1,251	4,858	\$3,809	5	22	\$3,540
NAICS 1111 Oilseed and grain farming	1,129	3,621	\$3,761	5	22	\$3,540
NAICS 11113 Dry pea and bean farming	-	-	\$0	-	-	\$0
NAICS 111130 Dry pea and bean farming	-	-	\$0	-	-	\$0
NAICS 11114 Wheat farming	6	15	\$3,649	-	-	\$0
NAICS 111140 Wheat farming	6	15	\$3,649	-	-	\$0
NAICS 11115 Corn farming	348	1,116	\$3,813	-	-	\$0
NAICS 111150 Corn farming	348	1,116	\$3,813	-	-	\$0
NAICS 11119 Other grain farming	769	2,476	\$3,740	5	22	\$3,540
NAICS 111191 Oilseed and grain combination farming	751	2,426	\$3,735	5	22	\$3,540
NAICS 111199 All other grain farming	18	50	\$3,883	-	-	\$0
NAICS 1112 Vegetable and melon farming	31	445	\$4,377	-	-	\$0
NAICS 11121 Vegetable and melon farming	31	445	\$4,377	-	-	\$0
NAICS 111211 Potato farming	16	316	\$4,749	-	-	\$0
NAICS 111219 Other vegetable (except potato) and melon farming	15	128	\$3,458	-	-	\$0
NAICS 1114 Greenhouse, nursery, and floriculture production	43	539	\$3,172	-	-	\$0
NAICS 11141 Food crops grown under cover	3	12	\$1,703	-	-	\$0
NAICS 111411 Mushroom production	-	-	\$0	-	-	\$0
NAICS 111419 Other food crops grown under cover	3	12	\$1,703	-	-	\$0
NAICS 11142 Nursery and floriculture production	40	527	\$3,207	-	-	\$0
NAICS 111421 Nursery and tree production	32	462	\$3,337	-	-	\$0
NAICS 111422 Floriculture production	8	66	\$2,275	-	-	\$0
NAICS 1119 Other crop farming	45	-	\$0	-	-	\$0
NAICS 11194 Hay farming	22	92	\$3,328	-	-	\$0
NAICS 111940 Hay farming	22	92	\$3,328	-	-	\$0
NAICS 11199 All other crop farming	23	-	\$0	-	-	\$0
NAICS 111991 Sugar beet farming	9	-	\$0	-	-	\$0
NAICS 111998 All other miscellaneous crop farming	14	54	\$3,350	-	-	\$0
NAICS 112 Animal production and aquaculture	996	8,538	\$4,078	7	83	\$4,260
NAICS 1121 Cattle ranching and farming	776	5,860	\$4,043	3	-	\$0
NAICS 11211 Beef cattle ranching and farming, including feedlots	733	5,182	\$4,056	3	-	\$0
NAICS 112111 Beef cattle ranching and farming	470	2,077	\$3,514	2	-	\$0
NAICS 112112 Cattle feedlots	263	3,106	\$4,420	1	-	\$0
NAICS 11212 Dairy cattle and milk production	43	678	\$3,935	-	-	\$0
NAICS 112120 Dairy cattle and milk production	43	678	\$3,935	-	-	\$0
NAICS 1122 Hog and pig farming	154	2,248	\$4,190	4	-	\$0
NAICS 11221 Hog and pig farming	154	2,248	\$4,190	4	-	\$0
NAICS 112210 Hog and pig farming	154	2,248	\$4,190	4	-	\$0
NAICS 1124 Sheep and goat farming	2	-	\$0	-	-	\$0
NAICS 11241 Sheep farming	2	-	\$0	-	-	\$0
NAICS 112410 Sheep farming	2	-	\$0	-	-	\$0
NAICS 1125 Aquaculture	6	-	\$0	-	-	\$0
NAICS 11251 Aquaculture	6	-	\$0	-	-	\$0
NAICS 112511 Finfish farming and fish hatcheries	6	-	\$0	-	-	\$0
NAICS 1129 Other animal production	30	140	\$3,995	-	-	\$0
NAICS 11291 Apiculture	4	-	\$0	-	-	\$0
NAICS 112910 Apiculture	4	-	\$0	-	-	\$0
NAICS 11292 Horses and other equine production	2	-	\$0	-	-	\$0
NAICS 112920 Horses and other equine production	2	-	\$0	-	-	\$0
NAICS 11299 All other animal production	24	126	\$4,017	-	-	\$0
NAICS 112990 All other animal production	24	126	\$4,017	-	-	\$0
NAICS 113 Forestry and logging	5	8	\$3,623	-	-	\$0
NAICS 1133 Logging	5	8	\$3,623	-	-	\$0
NAICS 11331 Logging	5	8	\$3,623	-	-	\$0
NAICS 113310 Logging	5	8	\$3,623	-	-	\$0
NAICS 114 Fishing, hunting and trapping	-	-	\$0	-	-	\$0
NAICS 1142 Hunting and trapping	-	-	\$0	-	-	\$0
NAICS 11421 Hunting and trapping	-	-	\$0	-	-	\$0
NAICS 114210 Hunting and trapping	-	-	\$0	-	-	\$0
NAICS 115 Support activities for agriculture and forestry	334	1,923	\$5,152	-	-	\$0
NAICS 1151 Support activities for crop production	286	1,597	\$5,378	-	-	\$0
NAICS 11511 Support activities for crop production	286	1,597	\$5,378	-	-	\$0
NAICS 115112 Soil preparation, planting, and cultivating	125	465	\$4,576	-	-	\$0
NAICS 115113 Crop harvesting, primarily by machine	42	137	\$4,411	-	-	\$0
NAICS 115114 Postharvest crop activities (except cotton ginning)	30	659	\$5,967	-	-	\$0
NAICS 115115 Farm labor contractors and crew leaders	11	32	\$5,196	-	-	\$0
NAICS 115116 Farm management services	78	304	\$5,794	-	-	\$0
NAICS 1152 Support activities for animal production	44	318	\$4,086	-	-	\$0
NAICS 11521 Support activities for animal production	44	318	\$4,086	-	-	\$0
NAICS 115210 Support activities for animal production	44	318	\$4,086	-	-	\$0
NAICS 1153 Support activities for forestry	4	8	\$2,669	-	-	\$0
NAICS 11531 Support activities for forestry	4	8	\$2,669	-	-	\$0
NAICS 115310 Support activities for forestry	4	8	\$2,669	-	-	\$0

United States Bureau of Labor Statistics. Quarterly Census of Employment and Wages. QCEW Data Files. Accessed: 6 December 2024.  
[www.bls.gov/cew/downloadable-data-files.htm](http://www.bls.gov/cew/downloadable-data-files.htm)

\* Quarterly Census of Employment and Wages (QCEW) are compiled from state unemployment insurance (UI) program reports. Data excludes self-employed owners, unpaid family members, and certain farm and domestic workers, including those who earned no wages during the entire applicable pay period.  
\*\* North American Industry Classification System (NAICS).



J. Hewlett-University of Wyoming, J.Tranel-Colorado State University,  
J. Parsons-University of Nebraska-Lincoln, and E. Dennis-University of Nebraska-Lincoln.

© All Rights Reserved.  
RightRisk.org. December 2024.

SECOND QUARTER, 2024 Bureau of Labor QCEW* Statistics - Average Values by NAICS** Industry, Private Ownership Only.	STATE: NEBRASKA			COUNTY: WHEELER		
	2024-Q2 Average Establishments Count	2024-Q2 Average Employment Level	2024-Q2 Monthly Avg. Compensation	2024-Q2 Average Establishments Count	2024-Q2 Average Employment Level	2024-Q2 Monthly Avg. Compensation
	NAICS 11 Agriculture, forestry, fishing and hunting	2,586	15,327	\$4,125	12	146
NAICS 111 Crop production	1,251	4,858	\$3,809	4	8	\$5,854
NAICS 1111 Oilseed and grain farming	1,129	3,621	\$3,761	4	8	\$5,854
NAICS 11113 Dry pea and bean farming	-	-	\$0	-	-	\$0
NAICS 111130 Dry pea and bean farming	-	-	\$0	-	-	\$0
NAICS 11114 Wheat farming	6	15	\$3,649	-	-	\$0
NAICS 111140 Wheat farming	6	15	\$3,649	-	-	\$0
NAICS 11115 Corn farming	348	1,116	\$3,813	2	-	\$0
NAICS 111150 Corn farming	348	1,116	\$3,813	2	-	\$0
NAICS 11119 Other grain farming	769	2,476	\$3,740	2	-	\$0
NAICS 111191 Oilseed and grain combination farming	751	2,426	\$3,735	2	-	\$0
NAICS 111199 All other grain farming	18	50	\$3,883	-	-	\$0
NAICS 1112 Vegetable and melon farming	31	445	\$4,377	-	-	\$0
NAICS 11121 Vegetable and melon farming	31	445	\$4,377	-	-	\$0
NAICS 111211 Potato farming	16	316	\$4,749	-	-	\$0
NAICS 111219 Other vegetable (except potato) and melon farming	15	128	\$3,458	-	-	\$0
NAICS 1114 Greenhouse, nursery, and floriculture production	43	539	\$3,172	-	-	\$0
NAICS 11141 Food crops grown under cover	3	12	\$1,703	-	-	\$0
NAICS 111411 Mushroom production	-	-	\$0	-	-	\$0
NAICS 111419 Other food crops grown under cover	3	12	\$1,703	-	-	\$0
NAICS 11142 Nursery and floriculture production	40	527	\$3,207	-	-	\$0
NAICS 111421 Nursery and tree production	32	462	\$3,337	-	-	\$0
NAICS 111422 Floriculture production	8	66	\$2,275	-	-	\$0
NAICS 1119 Other crop farming	45	-	\$0	-	-	\$0
NAICS 11194 Hay farming	22	92	\$3,328	-	-	\$0
NAICS 111940 Hay farming	22	92	\$3,328	-	-	\$0
NAICS 11199 All other crop farming	23	-	\$0	-	-	\$0
NAICS 111991 Sugar beet farming	9	-	\$0	-	-	\$0
NAICS 111998 All other miscellaneous crop farming	14	54	\$3,350	-	-	\$0
NAICS 112 Animal production and aquaculture	996	8,538	\$4,078	8	137	\$3,757
NAICS 1121 Cattle ranching and farming	776	5,860	\$4,043	2	-	\$0
NAICS 11211 Beef cattle ranching and farming, including feedlots	733	5,182	\$4,056	2	-	\$0
NAICS 112111 Beef cattle ranching and farming	470	2,077	\$3,514	1	-	\$0
NAICS 112112 Cattle feedlots	263	3,106	\$4,420	1	-	\$0
NAICS 11212 Dairy cattle and milk production	43	678	\$3,935	-	-	\$0
NAICS 112120 Dairy cattle and milk production	43	678	\$3,935	-	-	\$0
NAICS 1122 Hog and pig farming	154	2,248	\$4,190	5	56	\$3,653
NAICS 11221 Hog and pig farming	154	2,248	\$4,190	5	56	\$3,653
NAICS 112210 Hog and pig farming	154	2,248	\$4,190	5	56	\$3,653
NAICS 1124 Sheep and goat farming	2	-	\$0	-	-	\$0
NAICS 11241 Sheep farming	2	-	\$0	-	-	\$0
NAICS 112410 Sheep farming	2	-	\$0	-	-	\$0
NAICS 1125 Aquaculture	6	-	\$0	-	-	\$0
NAICS 11251 Aquaculture	6	-	\$0	-	-	\$0
NAICS 112511 Finfish farming and fish hatcheries	6	-	\$0	-	-	\$0
NAICS 1129 Other animal production	30	140	\$3,995	1	-	\$0
NAICS 11291 Apiculture	4	-	\$0	-	-	\$0
NAICS 112910 Apiculture	4	-	\$0	-	-	\$0
NAICS 11292 Horses and other equine production	2	-	\$0	1	-	\$0
NAICS 112920 Horses and other equine production	2	-	\$0	1	-	\$0
NAICS 11299 All other animal production	24	126	\$4,017	-	-	\$0
NAICS 112990 All other animal production	24	126	\$4,017	-	-	\$0
NAICS 113 Forestry and logging	5	8	\$3,623	-	-	\$0
NAICS 1133 Logging	5	8	\$3,623	-	-	\$0
NAICS 11331 Logging	5	8	\$3,623	-	-	\$0
NAICS 113310 Logging	5	8	\$3,623	-	-	\$0
NAICS 114 Fishing, hunting and trapping	-	-	\$0	-	-	\$0
NAICS 1142 Hunting and trapping	-	-	\$0	-	-	\$0
NAICS 11421 Hunting and trapping	-	-	\$0	-	-	\$0
NAICS 114210 Hunting and trapping	-	-	\$0	-	-	\$0
NAICS 115 Support activities for agriculture and forestry	334	1,923	\$5,152	-	-	\$0
NAICS 1151 Support activities for crop production	286	1,597	\$5,378	-	-	\$0
NAICS 11511 Support activities for crop production	286	1,597	\$5,378	-	-	\$0
NAICS 115112 Soil preparation, planting, and cultivating	125	465	\$4,576	-	-	\$0
NAICS 115113 Crop harvesting, primarily by machine	42	137	\$4,411	-	-	\$0
NAICS 115114 Postharvest crop activities (except cotton ginning)	30	659	\$5,967	-	-	\$0
NAICS 115115 Farm labor contractors and crew leaders	11	32	\$5,196	-	-	\$0
NAICS 115116 Farm management services	78	304	\$5,794	-	-	\$0
NAICS 1152 Support activities for animal production	44	318	\$4,086	-	-	\$0
NAICS 11521 Support activities for animal production	44	318	\$4,086	-	-	\$0
NAICS 115210 Support activities for animal production	44	318	\$4,086	-	-	\$0
NAICS 1153 Support activities for forestry	4	8	\$2,669	-	-	\$0
NAICS 11531 Support activities for forestry	4	8	\$2,669	-	-	\$0
NAICS 115310 Support activities for forestry	4	8	\$2,669	-	-	\$0

United States Bureau of Labor Statistics. Quarterly Census of Employment and Wages. QCEW Data Files. Accessed: 6 December 2024.  
[www.bls.gov/cew/downloadable-data-files.htm](http://www.bls.gov/cew/downloadable-data-files.htm)

\* Quarterly Census of Employment and Wages (QCEW) are compiled from state unemployment insurance (UI) program reports. Data excludes self-employed owners, unpaid family members, and certain farm and domestic workers, including those who earned no wages during the entire applicable pay period.  
\*\* North American Industry Classification System (NAICS).



J. Hewlett-University of Wyoming, J. Tranel-Colorado State University,  
J. Parsons-University of Nebraska-Lincoln, and E. Dennis-University of Nebraska-Lincoln.

© All Rights Reserved.  
RightRisk.org. December 2024.



SECOND QUARTER, 2024 Bureau of Labor QCEW* Statistics - Average Values by NAICS** Industry, Private Ownership Only.	STATE: NEBRASKA			COUNTY: YORK		
	2024-Q2 Average Establishments Count	2024-Q2 Average Employment Level	2024-Q2 Monthly Avg. Compensation	2024-Q2 Average Establishments Count	2024-Q2 Average Employment Level	2024-Q2 Monthly Avg. Compensation
	NAICS 11 Agriculture, forestry, fishing and hunting	2,586	15,327	\$4,125	66	-
NAICS 111 Crop production	1,251	4,858	\$3,809	48	86	\$4,281
NAICS 1111 Oilseed and grain farming	1,129	3,621	\$3,761	47	-	\$0
NAICS 11113 Dry pea and bean farming	-	-	\$0	-	-	\$0
NAICS 111130 Dry pea and bean farming	-	-	\$0	-	-	\$0
NAICS 11114 Wheat farming	6	15	\$3,649	-	-	\$0
NAICS 111140 Wheat farming	6	15	\$3,649	-	-	\$0
NAICS 11115 Corn farming	348	1,116	\$3,813	17	17	\$7,813
NAICS 111150 Corn farming	348	1,116	\$3,813	17	17	\$7,813
NAICS 11119 Other grain farming	769	2,476	\$3,740	29	65	\$3,497
NAICS 111191 Oilseed and grain combination farming	751	2,426	\$3,735	29	65	\$3,497
NAICS 111199 All other grain farming	18	50	\$3,883	-	-	\$0
NAICS 1112 Vegetable and melon farming	31	445	\$4,377	1	-	\$0
NAICS 11121 Vegetable and melon farming	31	445	\$4,377	1	-	\$0
NAICS 111211 Potato farming	16	316	\$4,749	-	-	\$0
NAICS 111219 Other vegetable (except potato) and melon farming	15	128	\$3,458	1	-	\$0
NAICS 1114 Greenhouse, nursery, and floriculture production	43	539	\$3,172	-	-	\$0
NAICS 11141 Food crops grown under cover	3	12	\$1,703	-	-	\$0
NAICS 111411 Mushroom production	-	-	\$0	-	-	\$0
NAICS 111419 Other food crops grown under cover	3	12	\$1,703	-	-	\$0
NAICS 11142 Nursery and floriculture production	40	527	\$3,207	-	-	\$0
NAICS 111421 Nursery and tree production	32	462	\$3,337	-	-	\$0
NAICS 111422 Floriculture production	8	66	\$2,275	-	-	\$0
NAICS 1119 Other crop farming	45	-	\$0	-	-	\$0
NAICS 11194 Hay farming	22	92	\$3,328	-	-	\$0
NAICS 111940 Hay farming	22	92	\$3,328	-	-	\$0
NAICS 11199 All other crop farming	23	-	\$0	-	-	\$0
NAICS 111991 Sugar beet farming	9	-	\$0	-	-	\$0
NAICS 111998 All other miscellaneous crop farming	14	54	\$3,350	-	-	\$0
NAICS 112 Animal production and aquaculture	996	8,538	\$4,078	7	-	\$0
NAICS 1121 Cattle ranching and farming	776	5,860	\$4,043	5	51	\$3,978
NAICS 11211 Beef cattle ranching and farming, including feedlots	733	5,182	\$4,056	5	51	\$3,978
NAICS 112111 Beef cattle ranching and farming	470	2,077	\$3,514	2	-	\$0
NAICS 112112 Cattle feedlots	263	3,106	\$4,420	3	-	\$0
NAICS 11212 Dairy cattle and milk production	43	678	\$3,935	-	-	\$0
NAICS 112120 Dairy cattle and milk production	43	678	\$3,935	-	-	\$0
NAICS 1122 Hog and pig farming	154	2,248	\$4,190	2	-	\$0
NAICS 11221 Hog and pig farming	154	2,248	\$4,190	2	-	\$0
NAICS 112210 Hog and pig farming	154	2,248	\$4,190	2	-	\$0
NAICS 1124 Sheep and goat farming	2	-	\$0	-	-	\$0
NAICS 11241 Sheep farming	2	-	\$0	-	-	\$0
NAICS 112410 Sheep farming	2	-	\$0	-	-	\$0
NAICS 1125 Aquaculture	6	-	\$0	-	-	\$0
NAICS 11251 Aquaculture	6	-	\$0	-	-	\$0
NAICS 112511 Finfish farming and fish hatcheries	6	-	\$0	-	-	\$0
NAICS 1129 Other animal production	30	140	\$3,995	-	-	\$0
NAICS 11291 Apiculture	4	-	\$0	-	-	\$0
NAICS 112910 Apiculture	4	-	\$0	-	-	\$0
NAICS 11292 Horses and other equine production	2	-	\$0	-	-	\$0
NAICS 112920 Horses and other equine production	2	-	\$0	-	-	\$0
NAICS 11299 All other animal production	24	126	\$4,017	-	-	\$0
NAICS 112990 All other animal production	24	126	\$4,017	-	-	\$0
NAICS 113 Forestry and logging	5	8	\$3,623	-	-	\$0
NAICS 1133 Logging	5	8	\$3,623	-	-	\$0
NAICS 11331 Logging	5	8	\$3,623	-	-	\$0
NAICS 113310 Logging	5	8	\$3,623	-	-	\$0
NAICS 114 Fishing, hunting and trapping	-	-	\$0	-	-	\$0
NAICS 1142 Hunting and trapping	-	-	\$0	-	-	\$0
NAICS 11421 Hunting and trapping	-	-	\$0	-	-	\$0
NAICS 114210 Hunting and trapping	-	-	\$0	-	-	\$0
NAICS 115 Support activities for agriculture and forestry	334	1,923	\$5,152	11	220	\$6,223
NAICS 1151 Support activities for crop production	286	1,597	\$5,378	11	220	\$6,223
NAICS 11511 Support activities for crop production	286	1,597	\$5,378	11	220	\$6,223
NAICS 115112 Soil preparation, planting, and cultivating	125	465	\$4,576	5	9	\$5,425
NAICS 115113 Crop harvesting, primarily by machine	42	137	\$4,411	1	-	\$0
NAICS 115114 Postharvest crop activities (except cotton ginning)	30	659	\$5,967	3	-	\$0
NAICS 115115 Farm labor contractors and crew leaders	11	32	\$5,196	-	-	\$0
NAICS 115116 Farm management services	78	304	\$5,794	2	-	\$0
NAICS 1152 Support activities for animal production	44	318	\$4,086	-	-	\$0
NAICS 11521 Support activities for animal production	44	318	\$4,086	-	-	\$0
NAICS 115210 Support activities for animal production	44	318	\$4,086	-	-	\$0
NAICS 1153 Support activities for forestry	4	8	\$2,669	-	-	\$0
NAICS 11531 Support activities for forestry	4	8	\$2,669	-	-	\$0
NAICS 115310 Support activities for forestry	4	8	\$2,669	-	-	\$0

United States Bureau of Labor Statistics. Quarterly Census of Employment and Wages. QCEW Data Files. Accessed: 6 December 2024.  
[www.bls.gov/cew/downloadable-data-files.htm](http://www.bls.gov/cew/downloadable-data-files.htm)

\* Quarterly Census of Employment and Wages (QCEW) are compiled from state unemployment insurance (UI) program reports. Data excludes self-employed owners, unpaid family members, and certain farm and domestic workers, including those who earned no wages during the entire applicable pay period.  
\*\* North American Industry Classification System (NAICS).



J. Hewlett-University of Wyoming, J.Tranel-Colorado State University,  
J. Parsons-University of Nebraska-Lincoln, and E. Dennis-University of Nebraska-Lincoln.

© All Rights Reserved.  
RightRisk.org. December 2024.