

SECOND QUARTER, 2024 Bureau of Labor QCEW* Statistics - Average Values by NAICS** Industry, Private Ownership Only.	STATE: WYOMING			COUNTY: ALBANY		
	2024-Q2 Average Establishments Count	2024-Q2 Average Employment Level	2024-Q2 Monthly Avg. Compensation	2024-Q2 Average Establishments Count	2024-Q2 Average Employment Level	2024-Q2 Monthly Avg. Compensation
	NAICS 11 Agriculture, forestry, fishing and hunting	528	2,842	\$3,350	19	92
NAICS 111 Crop production	114	-	\$0	2	-	\$0
NAICS 1111 Oilseed and grain farming	35	170	\$2,769	-	-	\$0
NAICS 11113 Dry pea and bean farming	2	-	\$0	-	-	\$0
NAICS 111130 Dry pea and bean farming	2	-	\$0	-	-	\$0
NAICS 11114 Wheat farming	8	53	\$2,656	-	-	\$0
NAICS 111140 Wheat farming	8	53	\$2,656	-	-	\$0
NAICS 11115 Corn farming	4	-	\$0	-	-	\$0
NAICS 111150 Corn farming	4	-	\$0	-	-	\$0
NAICS 11119 Other grain farming	21	102	\$2,687	-	-	\$0
NAICS 111191 Oilseed and grain combination farming	10	29	\$3,107	-	-	\$0
NAICS 111199 All other grain farming	11	73	\$2,513	-	-	\$0
NAICS 1112 Vegetable and melon farming	3	-	\$0	1	-	\$0
NAICS 11121 Vegetable and melon farming	3	-	\$0	1	-	\$0
NAICS 111211 Potato farming	2	-	\$0	-	-	\$0
NAICS 111219 Other vegetable (except potato) and melon farming	1	-	\$0	1	-	\$0
NAICS 1114 Greenhouse, nursery, and floriculture production	17	166	\$2,496	1	-	\$0
NAICS 11141 Food crops grown under cover	3	-	\$0	-	-	\$0
NAICS 111411 Mushroom production	2	-	\$0	-	-	\$0
NAICS 111419 Other food crops grown under cover	1	-	\$0	-	-	\$0
NAICS 11142 Nursery and floriculture production	14	-	\$0	1	-	\$0
NAICS 111421 Nursery and tree production	8	-	\$0	1	-	\$0
NAICS 111422 Floriculture production	6	89	\$2,275	-	-	\$0
NAICS 1119 Other crop farming	59	267	\$3,315	-	-	\$0
NAICS 11194 Hay farming	21	66	\$3,397	-	-	\$0
NAICS 111940 Hay farming	21	66	\$3,397	-	-	\$0
NAICS 11199 All other crop farming	38	201	\$3,289	-	-	\$0
NAICS 111991 Sugar beet farming	13	65	\$3,137	-	-	\$0
NAICS 111998 All other miscellaneous crop farming	25	136	\$3,358	-	-	\$0
NAICS 112 Animal production and aquaculture	330	2,027	\$3,371	14	70	\$3,835
NAICS 1121 Cattle ranching and farming	278	1,712	\$3,272	14	70	\$3,835
NAICS 11211 Beef cattle ranching and farming, including feedlots	275	-	\$0	14	70	\$3,835
NAICS 112111 Beef cattle ranching and farming	266	1,551	\$3,211	14	70	\$3,835
NAICS 112112 Cattle feedlots	9	-	\$0	-	-	\$0
NAICS 11212 Dairy cattle and milk production	3	-	\$0	-	-	\$0
NAICS 112120 Dairy cattle and milk production	3	-	\$0	-	-	\$0
NAICS 1122 Hog and pig farming	9	145	\$4,385	-	-	\$0
NAICS 11221 Hog and pig farming	9	145	\$4,385	-	-	\$0
NAICS 112210 Hog and pig farming	9	145	\$4,385	-	-	\$0
NAICS 1124 Sheep and goat farming	18	-	\$0	-	-	\$0
NAICS 11241 Sheep farming	18	-	\$0	-	-	\$0
NAICS 112410 Sheep farming	18	-	\$0	-	-	\$0
NAICS 1125 Aquaculture	1	-	\$0	-	-	\$0
NAICS 11251 Aquaculture	1	-	\$0	-	-	\$0
NAICS 112511 Finfish farming and fish hatcheries	1	-	\$0	-	-	\$0
NAICS 1129 Other animal production	24	106	\$3,640	-	-	\$0
NAICS 11291 Apiculture	3	-	\$0	-	-	\$0
NAICS 112910 Apiculture	3	-	\$0	-	-	\$0
NAICS 11292 Horses and other equine production	11	43	\$3,220	-	-	\$0
NAICS 112920 Horses and other equine production	11	43	\$3,220	-	-	\$0
NAICS 11299 All other animal production	10	-	\$0	-	-	\$0
NAICS 112990 All other animal production	10	-	\$0	-	-	\$0
NAICS 113 Forestry and logging	16	38	\$3,744	1	-	\$0
NAICS 1133 Logging	16	38	\$3,744	1	-	\$0
NAICS 11331 Logging	16	38	\$3,744	1	-	\$0
NAICS 113310 Logging	16	38	\$3,744	1	-	\$0
NAICS 114 Fishing, hunting and trapping	6	-	\$0	-	-	\$0
NAICS 1142 Hunting and trapping	6	-	\$0	-	-	\$0
NAICS 11421 Hunting and trapping	6	-	\$0	-	-	\$0
NAICS 114210 Hunting and trapping	6	-	\$0	-	-	\$0
NAICS 115 Support activities for agriculture and forestry	62	140	\$4,316	2	-	\$0
NAICS 1151 Support activities for crop production	31	93	\$4,351	-	-	\$0
NAICS 11511 Support activities for crop production	31	93	\$4,351	-	-	\$0
NAICS 115112 Soil preparation, planting, and cultivating	18	44	\$4,095	-	-	\$0
NAICS 115113 Crop harvesting, primarily by machine	2	-	\$0	-	-	\$0
NAICS 115114 Postharvest crop activities (except cotton ginning)	2	-	\$0	-	-	\$0
NAICS 115115 Farm labor contractors and crew leaders	2	-	\$0	-	-	\$0
NAICS 115116 Farm management services	7	33	\$5,092	-	-	\$0
NAICS 1152 Support activities for animal production	23	40	\$2,999	1	-	\$0
NAICS 11521 Support activities for animal production	23	40	\$2,999	1	-	\$0
NAICS 115210 Support activities for animal production	23	40	\$2,999	1	-	\$0
NAICS 1153 Support activities for forestry	8	7	\$11,375	1	-	\$0
NAICS 11531 Support activities for forestry	8	7	\$11,375	1	-	\$0
NAICS 115310 Support activities for forestry	8	7	\$11,375	1	-	\$0

United States Bureau of Labor Statistics. Quarterly Census of Employment and Wages. QCEW Data Files. Accessed: 6 December 2024.
www.bls.gov/cew/downloadable-data-files.htm

* Quarterly Census of Employment and Wages (QCEW) are compiled from state unemployment insurance (UI) program reports. Data excludes self-employed owners, unpaid family members, and certain farm and domestic workers, including those who earned no wages during the entire applicable pay period.
** North American Industry Classification System (NAICS).




J. Hewlett-University of Wyoming, J.Tranel-Colorado State University,
J. Parsons-University of Nebraska-Lincoln, and E. Dennis-University of Nebraska-Lincoln.

© All Rights Reserved.
RightRisk.org. December 2024.

SECOND QUARTER, 2024 Bureau of Labor QCEW* Statistics - Average Values by NAICS** Industry, Private Ownership Only.	STATE: WYOMING			COUNTY: BIG HORN		
	2024-Q2 Average Establishments Count	2024-Q2 Average Employment Level	2024-Q2 Monthly Avg. Compensation	2024-Q2 Average Establishments Count	2024-Q2 Average Employment Level	2024-Q2 Monthly Avg. Compensation
	NAICS 11 Agriculture, forestry, fishing and hunting	528	2,842	\$3,350	28	141
NAICS 111 Crop production	114	-	\$0	19	101	\$2,834
NAICS 1111 Oilseed and grain farming	35	170	\$2,769	7	34	\$2,110
NAICS 11113 Dry pea and bean farming	2	-	\$0	1	-	\$0
NAICS 111130 Dry pea and bean farming	2	-	\$0	1	-	\$0
NAICS 11114 Wheat farming	8	53	\$2,656	-	-	\$0
NAICS 111140 Wheat farming	8	53	\$2,656	-	-	\$0
NAICS 11115 Corn farming	4	-	\$0	-	-	\$0
NAICS 111150 Corn farming	4	-	\$0	-	-	\$0
NAICS 11119 Other grain farming	21	102	\$2,687	6	-	\$0
NAICS 111191 Oilseed and grain combination farming	10	29	\$3,107	4	15	\$2,492
NAICS 111199 All other grain farming	11	73	\$2,513	2	-	\$0
NAICS 1112 Vegetable and melon farming	3	-	\$0	-	-	\$0
NAICS 11121 Vegetable and melon farming	3	-	\$0	-	-	\$0
NAICS 111211 Potato farming	2	-	\$0	-	-	\$0
NAICS 111219 Other vegetable (except potato) and melon farming	1	-	\$0	-	-	\$0
NAICS 1114 Greenhouse, nursery, and floriculture production	17	166	\$2,496	-	-	\$0
NAICS 11141 Food crops grown under cover	3	-	\$0	-	-	\$0
NAICS 111411 Mushroom production	2	-	\$0	-	-	\$0
NAICS 111419 Other food crops grown under cover	1	-	\$0	-	-	\$0
NAICS 11142 Nursery and floriculture production	14	-	\$0	-	-	\$0
NAICS 111421 Nursery and tree production	8	-	\$0	-	-	\$0
NAICS 111422 Floriculture production	6	89	\$2,275	-	-	\$0
NAICS 1119 Other crop farming	59	267	\$3,315	12	67	\$3,198
NAICS 11194 Hay farming	21	66	\$3,397	1	-	\$0
NAICS 111940 Hay farming	21	66	\$3,397	1	-	\$0
NAICS 11199 All other crop farming	38	201	\$3,289	11	-	\$0
NAICS 111991 Sugar beet farming	13	65	\$3,137	3	-	\$0
NAICS 111998 All other miscellaneous crop farming	25	136	\$3,358	8	51	\$3,402
NAICS 112 Animal production and aquaculture	330	2,027	\$3,371	6	-	\$0
NAICS 1121 Cattle ranching and farming	278	1,712	\$3,272	4	27	\$2,275
NAICS 11211 Beef cattle ranching and farming, including feedlots	275	-	\$0	4	27	\$2,275
NAICS 112111 Beef cattle ranching and farming	266	1,551	\$3,211	4	27	\$2,275
NAICS 112112 Cattle feedlots	9	-	\$0	-	-	\$0
NAICS 11212 Dairy cattle and milk production	3	-	\$0	-	-	\$0
NAICS 112120 Dairy cattle and milk production	3	-	\$0	-	-	\$0
NAICS 1122 Hog and pig farming	9	145	\$4,385	-	-	\$0
NAICS 11221 Hog and pig farming	9	145	\$4,385	-	-	\$0
NAICS 112210 Hog and pig farming	9	145	\$4,385	-	-	\$0
NAICS 1124 Sheep and goat farming	18	-	\$0	-	-	\$0
NAICS 11241 Sheep farming	18	-	\$0	-	-	\$0
NAICS 112410 Sheep farming	18	-	\$0	-	-	\$0
NAICS 1125 Aquaculture	1	-	\$0	-	-	\$0
NAICS 11251 Aquaculture	1	-	\$0	-	-	\$0
NAICS 112511 Finfish farming and fish hatcheries	1	-	\$0	-	-	\$0
NAICS 1129 Other animal production	24	106	\$3,640	2	-	\$0
NAICS 11291 Apiculture	3	-	\$0	-	-	\$0
NAICS 112910 Apiculture	3	-	\$0	-	-	\$0
NAICS 11292 Horses and other equine production	11	43	\$3,220	1	-	\$0
NAICS 112920 Horses and other equine production	11	43	\$3,220	1	-	\$0
NAICS 11299 All other animal production	10	-	\$0	1	-	\$0
NAICS 112990 All other animal production	10	-	\$0	1	-	\$0
NAICS 113 Forestry and logging	16	38	\$3,744	-	-	\$0
NAICS 1133 Logging	16	38	\$3,744	-	-	\$0
NAICS 11331 Logging	16	38	\$3,744	-	-	\$0
NAICS 113310 Logging	16	38	\$3,744	-	-	\$0
NAICS 114 Fishing, hunting and trapping	6	-	\$0	-	-	\$0
NAICS 1142 Hunting and trapping	6	-	\$0	-	-	\$0
NAICS 11421 Hunting and trapping	6	-	\$0	-	-	\$0
NAICS 114210 Hunting and trapping	6	-	\$0	-	-	\$0
NAICS 115 Support activities for agriculture and forestry	62	140	\$4,316	3	-	\$0
NAICS 1151 Support activities for crop production	31	93	\$4,351	3	-	\$0
NAICS 11511 Support activities for crop production	31	93	\$4,351	3	-	\$0
NAICS 115112 Soil preparation, planting, and cultivating	18	44	\$4,095	1	-	\$0
NAICS 115113 Crop harvesting, primarily by machine	2	-	\$0	1	-	\$0
NAICS 115114 Postharvest crop activities (except cotton ginning)	2	-	\$0	-	-	\$0
NAICS 115115 Farm labor contractors and crew leaders	2	-	\$0	1	-	\$0
NAICS 115116 Farm management services	7	33	\$5,092	-	-	\$0
NAICS 1152 Support activities for animal production	23	40	\$2,999	-	-	\$0
NAICS 11521 Support activities for animal production	23	40	\$2,999	-	-	\$0
NAICS 115210 Support activities for animal production	23	40	\$2,999	-	-	\$0
NAICS 1153 Support activities for forestry	8	7	\$11,375	-	-	\$0
NAICS 11531 Support activities for forestry	8	7	\$11,375	-	-	\$0
NAICS 115310 Support activities for forestry	8	7	\$11,375	-	-	\$0

United States Bureau of Labor Statistics. Quarterly Census of Employment and Wages. QCEW Data Files. Accessed: 6 December 2024.
www.bls.gov/cew/downloadable-data-files.htm

* Quarterly Census of Employment and Wages (QCEW) are compiled from state unemployment insurance (UI) program reports. Data excludes self-employed owners, unpaid family members, and certain farm and domestic workers, including those who earned no wages during the entire applicable pay period.
** North American Industry Classification System (NAICS).



J. Hewlett-University of Wyoming, J. Tranel-Colorado State University,
J. Parsons-University of Nebraska-Lincoln, and E. Dennis-University of Nebraska-Lincoln.

© All Rights Reserved.
RightRisk.org. December 2024.

SECOND QUARTER, 2024 Bureau of Labor QCEW* Statistics - Average Values by NAICS** Industry, Private Ownership Only.	STATE: WYOMING			COUNTY: CAMPBELL		
	2024-Q2 Average Establishments Count	2024-Q2 Average Employment Level	2024-Q2 Monthly Avg. Compensation	2024-Q2 Average Establishments Count	2024-Q2 Average Employment Level	2024-Q2 Monthly Avg. Compensation
	NAICS 11 Agriculture, forestry, fishing and hunting	528	2,842	\$3,350	18	80
NAICS 111 Crop production	114	-	\$0	-	-	\$0
NAICS 1111 Oilseed and grain farming	35	170	\$2,769	-	-	\$0
NAICS 11113 Dry pea and bean farming	2	-	\$0	-	-	\$0
NAICS 111130 Dry pea and bean farming	2	-	\$0	-	-	\$0
NAICS 11114 Wheat farming	8	53	\$2,656	-	-	\$0
NAICS 111140 Wheat farming	8	53	\$2,656	-	-	\$0
NAICS 11115 Corn farming	4	-	\$0	-	-	\$0
NAICS 111150 Corn farming	4	-	\$0	-	-	\$0
NAICS 11119 Other grain farming	21	102	\$2,687	-	-	\$0
NAICS 111191 Oilseed and grain combination farming	10	29	\$3,107	-	-	\$0
NAICS 111199 All other grain farming	11	73	\$2,513	-	-	\$0
NAICS 1112 Vegetable and melon farming	3	-	\$0	-	-	\$0
NAICS 11121 Vegetable and melon farming	3	-	\$0	-	-	\$0
NAICS 111211 Potato farming	2	-	\$0	-	-	\$0
NAICS 111219 Other vegetable (except potato) and melon farming	1	-	\$0	-	-	\$0
NAICS 1114 Greenhouse, nursery, and floriculture production	17	166	\$2,496	-	-	\$0
NAICS 11141 Food crops grown under cover	3	-	\$0	-	-	\$0
NAICS 111411 Mushroom production	2	-	\$0	-	-	\$0
NAICS 111419 Other food crops grown under cover	1	-	\$0	-	-	\$0
NAICS 11142 Nursery and floriculture production	14	-	\$0	-	-	\$0
NAICS 111421 Nursery and tree production	8	-	\$0	-	-	\$0
NAICS 111422 Floriculture production	6	89	\$2,275	-	-	\$0
NAICS 1119 Other crop farming	59	267	\$3,315	-	-	\$0
NAICS 11194 Hay farming	21	66	\$3,397	-	-	\$0
NAICS 111940 Hay farming	21	66	\$3,397	-	-	\$0
NAICS 11199 All other crop farming	38	201	\$3,289	-	-	\$0
NAICS 111991 Sugar beet farming	13	65	\$3,137	-	-	\$0
NAICS 111998 All other miscellaneous crop farming	25	136	\$3,358	-	-	\$0
NAICS 112 Animal production and aquaculture	330	2,027	\$3,371	18	80	\$3,133
NAICS 1121 Cattle ranching and farming	278	1,712	\$3,272	15	73	\$3,163
NAICS 11211 Beef cattle ranching and farming, including feedlots	275	-	\$0	15	73	\$3,163
NAICS 112111 Beef cattle ranching and farming	266	1,551	\$3,211	15	73	\$3,163
NAICS 112112 Cattle feedlots	9	-	\$0	-	-	\$0
NAICS 11212 Dairy cattle and milk production	3	-	\$0	-	-	\$0
NAICS 112120 Dairy cattle and milk production	3	-	\$0	-	-	\$0
NAICS 1122 Hog and pig farming	9	145	\$4,385	-	-	\$0
NAICS 11221 Hog and pig farming	9	145	\$4,385	-	-	\$0
NAICS 112210 Hog and pig farming	9	145	\$4,385	-	-	\$0
NAICS 1124 Sheep and goat farming	18	-	\$0	2	-	\$0
NAICS 11241 Sheep farming	18	-	\$0	2	-	\$0
NAICS 112410 Sheep farming	18	-	\$0	2	-	\$0
NAICS 1125 Aquaculture	1	-	\$0	-	-	\$0
NAICS 11251 Aquaculture	1	-	\$0	-	-	\$0
NAICS 112511 Finfish farming and fish hatcheries	1	-	\$0	-	-	\$0
NAICS 1129 Other animal production	24	106	\$3,640	1	-	\$0
NAICS 11291 Apiculture	3	-	\$0	-	-	\$0
NAICS 112910 Apiculture	3	-	\$0	-	-	\$0
NAICS 11292 Horses and other equine production	11	43	\$3,220	-	-	\$0
NAICS 112920 Horses and other equine production	11	43	\$3,220	-	-	\$0
NAICS 11299 All other animal production	10	-	\$0	1	-	\$0
NAICS 112990 All other animal production	10	-	\$0	1	-	\$0
NAICS 113 Forestry and logging	16	38	\$3,744	-	-	\$0
NAICS 1133 Logging	16	38	\$3,744	-	-	\$0
NAICS 11331 Logging	16	38	\$3,744	-	-	\$0
NAICS 113310 Logging	16	38	\$3,744	-	-	\$0
NAICS 114 Fishing, hunting and trapping	6	-	\$0	-	-	\$0
NAICS 1142 Hunting and trapping	6	-	\$0	-	-	\$0
NAICS 11421 Hunting and trapping	6	-	\$0	-	-	\$0
NAICS 114210 Hunting and trapping	6	-	\$0	-	-	\$0
NAICS 115 Support activities for agriculture and forestry	62	140	\$4,316	-	-	\$0
NAICS 1151 Support activities for crop production	31	93	\$4,351	-	-	\$0
NAICS 11511 Support activities for crop production	31	93	\$4,351	-	-	\$0
NAICS 115112 Soil preparation, planting, and cultivating	18	44	\$4,095	-	-	\$0
NAICS 115113 Crop harvesting, primarily by machine	2	-	\$0	-	-	\$0
NAICS 115114 Postharvest crop activities (except cotton ginning)	2	-	\$0	-	-	\$0
NAICS 115115 Farm labor contractors and crew leaders	2	-	\$0	-	-	\$0
NAICS 115116 Farm management services	7	33	\$5,092	-	-	\$0
NAICS 1152 Support activities for animal production	23	40	\$2,999	-	-	\$0
NAICS 11521 Support activities for animal production	23	40	\$2,999	-	-	\$0
NAICS 115210 Support activities for animal production	23	40	\$2,999	-	-	\$0
NAICS 1153 Support activities for forestry	8	7	\$11,375	-	-	\$0
NAICS 11531 Support activities for forestry	8	7	\$11,375	-	-	\$0
NAICS 115310 Support activities for forestry	8	7	\$11,375	-	-	\$0

United States Bureau of Labor Statistics. Quarterly Census of Employment and Wages. QCEW Data Files. Accessed: 6 December 2024.
www.bls.gov/cew/downloadable-data-files.htm

* Quarterly Census of Employment and Wages (QCEW) are compiled from state unemployment insurance (UI) program reports. Data excludes self-employed owners, unpaid family members, and certain farm and domestic workers, including those who earned no wages during the entire applicable pay period.
** North American Industry Classification System (NAICS).



J. Hewlett-University of Wyoming, J.Tranel-Colorado State University,
J. Parsons-University of Nebraska-Lincoln, and E. Dennis-University of Nebraska-Lincoln.

© All Rights Reserved.
RightRisk.org. December 2024.

SECOND QUARTER, 2024 Bureau of Labor QCEW* Statistics - Average Values by NAICS** Industry, Private Ownership Only.	STATE: WYOMING			COUNTY: CARBON		
	2024-Q2 Average Establishments Count	2024-Q2 Average Employment Level	2024-Q2 Monthly Avg. Compensation	2024-Q2 Average Establishments Count	2024-Q2 Average Employment Level	2024-Q2 Monthly Avg. Compensation
	NAICS 11 Agriculture, forestry, fishing and hunting	528	2,842	\$3,350	29	190
NAICS 111 Crop production	114	-	\$0	2	-	\$0
NAICS 1111 Oilseed and grain farming	35	170	\$2,769	-	-	\$0
NAICS 11113 Dry pea and bean farming	2	-	\$0	-	-	\$0
NAICS 111130 Dry pea and bean farming	2	-	\$0	-	-	\$0
NAICS 11114 Wheat farming	8	53	\$2,656	-	-	\$0
NAICS 111140 Wheat farming	8	53	\$2,656	-	-	\$0
NAICS 11115 Corn farming	4	-	\$0	-	-	\$0
NAICS 111150 Corn farming	4	-	\$0	-	-	\$0
NAICS 11119 Other grain farming	21	102	\$2,687	-	-	\$0
NAICS 111191 Oilseed and grain combination farming	10	29	\$3,107	-	-	\$0
NAICS 111199 All other grain farming	11	73	\$2,513	-	-	\$0
NAICS 1112 Vegetable and melon farming	3	-	\$0	-	-	\$0
NAICS 11121 Vegetable and melon farming	3	-	\$0	-	-	\$0
NAICS 111211 Potato farming	2	-	\$0	-	-	\$0
NAICS 111219 Other vegetable (except potato) and melon farming	1	-	\$0	-	-	\$0
NAICS 1114 Greenhouse, nursery, and floriculture production	17	166	\$2,496	1	-	\$0
NAICS 11141 Food crops grown under cover	3	-	\$0	-	-	\$0
NAICS 111411 Mushroom production	2	-	\$0	-	-	\$0
NAICS 111419 Other food crops grown under cover	1	-	\$0	-	-	\$0
NAICS 11142 Nursery and floriculture production	14	-	\$0	1	-	\$0
NAICS 111421 Nursery and tree production	8	-	\$0	-	-	\$0
NAICS 111422 Floriculture production	6	89	\$2,275	1	-	\$0
NAICS 1119 Other crop farming	59	267	\$3,315	1	-	\$0
NAICS 11194 Hay farming	21	66	\$3,397	1	-	\$0
NAICS 111940 Hay farming	21	66	\$3,397	1	-	\$0
NAICS 11199 All other crop farming	38	201	\$3,289	-	-	\$0
NAICS 111991 Sugar beet farming	13	65	\$3,137	-	-	\$0
NAICS 111998 All other miscellaneous crop farming	25	136	\$3,358	-	-	\$0
NAICS 112 Animal production and aquaculture	330	2,027	\$3,371	21	167	\$3,540
NAICS 1121 Cattle ranching and farming	278	1,712	\$3,272	20	-	\$0
NAICS 11211 Beef cattle ranching and farming, including feedlots	275	-	\$0	20	-	\$0
NAICS 112111 Beef cattle ranching and farming	266	1,551	\$3,211	20	-	\$0
NAICS 112112 Cattle feedlots	9	-	\$0	-	-	\$0
NAICS 11212 Dairy cattle and milk production	3	-	\$0	-	-	\$0
NAICS 112120 Dairy cattle and milk production	3	-	\$0	-	-	\$0
NAICS 1122 Hog and pig farming	9	145	\$4,385	-	-	\$0
NAICS 11221 Hog and pig farming	9	145	\$4,385	-	-	\$0
NAICS 112210 Hog and pig farming	9	145	\$4,385	-	-	\$0
NAICS 1124 Sheep and goat farming	18	-	\$0	-	-	\$0
NAICS 11241 Sheep farming	18	-	\$0	-	-	\$0
NAICS 112410 Sheep farming	18	-	\$0	-	-	\$0
NAICS 1125 Aquaculture	1	-	\$0	-	-	\$0
NAICS 11251 Aquaculture	1	-	\$0	-	-	\$0
NAICS 112511 Finfish farming and fish hatcheries	1	-	\$0	-	-	\$0
NAICS 1129 Other animal production	24	106	\$3,640	1	-	\$0
NAICS 11291 Apiculture	3	-	\$0	-	-	\$0
NAICS 112910 Apiculture	3	-	\$0	-	-	\$0
NAICS 11292 Horses and other equine production	11	43	\$3,220	-	-	\$0
NAICS 112920 Horses and other equine production	11	43	\$3,220	-	-	\$0
NAICS 11299 All other animal production	10	-	\$0	1	-	\$0
NAICS 112990 All other animal production	10	-	\$0	1	-	\$0
NAICS 113 Forestry and logging	16	38	\$3,744	4	13	\$4,364
NAICS 1133 Logging	16	38	\$3,744	4	13	\$4,364
NAICS 11331 Logging	16	38	\$3,744	4	13	\$4,364
NAICS 113310 Logging	16	38	\$3,744	4	13	\$4,364
NAICS 114 Fishing, hunting and trapping	6	-	\$0	1	-	\$0
NAICS 1142 Hunting and trapping	6	-	\$0	1	-	\$0
NAICS 11421 Hunting and trapping	6	-	\$0	1	-	\$0
NAICS 114210 Hunting and trapping	6	-	\$0	1	-	\$0
NAICS 115 Support activities for agriculture and forestry	62	140	\$4,316	1	-	\$0
NAICS 1151 Support activities for crop production	31	93	\$4,351	1	-	\$0
NAICS 11511 Support activities for crop production	31	93	\$4,351	1	-	\$0
NAICS 115112 Soil preparation, planting, and cultivating	18	44	\$4,095	1	-	\$0
NAICS 115113 Crop harvesting, primarily by machine	2	-	\$0	-	-	\$0
NAICS 115114 Postharvest crop activities (except cotton ginning)	2	-	\$0	-	-	\$0
NAICS 115115 Farm labor contractors and crew leaders	2	-	\$0	-	-	\$0
NAICS 115116 Farm management services	7	33	\$5,092	-	-	\$0
NAICS 1152 Support activities for animal production	23	40	\$2,999	-	-	\$0
NAICS 11521 Support activities for animal production	23	40	\$2,999	-	-	\$0
NAICS 115210 Support activities for animal production	23	40	\$2,999	-	-	\$0
NAICS 1153 Support activities for forestry	8	7	\$11,375	-	-	\$0
NAICS 11531 Support activities for forestry	8	7	\$11,375	-	-	\$0
NAICS 115310 Support activities for forestry	8	7	\$11,375	-	-	\$0

United States Bureau of Labor Statistics. Quarterly Census of Employment and Wages. QCEW Data Files. Accessed: 6 December 2024.
www.bls.gov/cew/downloadable-data-files.htm

* Quarterly Census of Employment and Wages (QCEW) are compiled from state unemployment insurance (UI) program reports. Data excludes self-employed owners, unpaid family members, and certain farm and domestic workers, including those who earned no wages during the entire applicable pay period.
** North American Industry Classification System (NAICS).



<https://RightRisk.org>


J. Hewlett-University of Wyoming, J.Tranel-Colorado State University,
J. Parsons-University of Nebraska-Lincoln, and E. Dennis-University of Nebraska-Lincoln.

© All Rights Reserved.
RightRisk.org. December 2024.

SECOND QUARTER, 2024 Bureau of Labor QCEW* Statistics - Average Values by NAICS** Industry, Private Ownership Only.	STATE: WYOMING			COUNTY: CONVERSE		
	2024-Q2 Average Establishments Count	2024-Q2 Average Employment Level	2024-Q2 Monthly Avg. Compensation	2024-Q2 Average Establishments Count	2024-Q2 Average Employment Level	2024-Q2 Monthly Avg. Compensation
	NAICS 11 Agriculture, forestry, fishing and hunting	528	2,842	\$3,350	22	168
NAICS 111 Crop production	114	-	\$0	-	-	\$0
NAICS 1111 Oilseed and grain farming	35	170	\$2,769	-	-	\$0
NAICS 11113 Dry pea and bean farming	2	-	\$0	-	-	\$0
NAICS 111130 Dry pea and bean farming	2	-	\$0	-	-	\$0
NAICS 11114 Wheat farming	8	53	\$2,656	-	-	\$0
NAICS 111140 Wheat farming	8	53	\$2,656	-	-	\$0
NAICS 11115 Corn farming	4	-	\$0	-	-	\$0
NAICS 111150 Corn farming	4	-	\$0	-	-	\$0
NAICS 11119 Other grain farming	21	102	\$2,687	-	-	\$0
NAICS 111191 Oilseed and grain combination farming	10	29	\$3,107	-	-	\$0
NAICS 111199 All other grain farming	11	73	\$2,513	-	-	\$0
NAICS 1112 Vegetable and melon farming	3	-	\$0	-	-	\$0
NAICS 11121 Vegetable and melon farming	3	-	\$0	-	-	\$0
NAICS 111211 Potato farming	2	-	\$0	-	-	\$0
NAICS 111219 Other vegetable (except potato) and melon farming	1	-	\$0	-	-	\$0
NAICS 1114 Greenhouse, nursery, and floriculture production	17	166	\$2,496	-	-	\$0
NAICS 11141 Food crops grown under cover	3	-	\$0	-	-	\$0
NAICS 111411 Mushroom production	2	-	\$0	-	-	\$0
NAICS 111419 Other food crops grown under cover	1	-	\$0	-	-	\$0
NAICS 11142 Nursery and floriculture production	14	-	\$0	-	-	\$0
NAICS 111421 Nursery and tree production	8	-	\$0	-	-	\$0
NAICS 111422 Floriculture production	6	89	\$2,275	-	-	\$0
NAICS 1119 Other crop farming	59	267	\$3,315	-	-	\$0
NAICS 11194 Hay farming	21	66	\$3,397	-	-	\$0
NAICS 111940 Hay farming	21	66	\$3,397	-	-	\$0
NAICS 11199 All other crop farming	38	201	\$3,289	-	-	\$0
NAICS 111991 Sugar beet farming	13	65	\$3,137	-	-	\$0
NAICS 111998 All other miscellaneous crop farming	25	136	\$3,358	-	-	\$0
NAICS 112 Animal production and aquaculture	330	2,027	\$3,371	21	-	\$0
NAICS 1121 Cattle ranching and farming	278	1,712	\$3,272	16	146	\$3,090
NAICS 11211 Beef cattle ranching and farming, including feedlots	275	-	\$0	16	146	\$3,090
NAICS 112111 Beef cattle ranching and farming	266	1,551	\$3,211	16	146	\$3,090
NAICS 112112 Cattle feedlots	9	-	\$0	-	-	\$0
NAICS 11212 Dairy cattle and milk production	3	-	\$0	-	-	\$0
NAICS 112120 Dairy cattle and milk production	3	-	\$0	-	-	\$0
NAICS 1122 Hog and pig farming	9	145	\$4,385	-	-	\$0
NAICS 11221 Hog and pig farming	9	145	\$4,385	-	-	\$0
NAICS 112210 Hog and pig farming	9	145	\$4,385	-	-	\$0
NAICS 1124 Sheep and goat farming	18	-	\$0	5	-	\$0
NAICS 11241 Sheep farming	18	-	\$0	5	-	\$0
NAICS 112410 Sheep farming	18	-	\$0	5	-	\$0
NAICS 1125 Aquaculture	1	-	\$0	-	-	\$0
NAICS 11251 Aquaculture	1	-	\$0	-	-	\$0
NAICS 112511 Finfish farming and fish hatcheries	1	-	\$0	-	-	\$0
NAICS 1129 Other animal production	24	106	\$3,640	-	-	\$0
NAICS 11291 Apiculture	3	-	\$0	-	-	\$0
NAICS 112910 Apiculture	3	-	\$0	-	-	\$0
NAICS 11292 Horses and other equine production	11	43	\$3,220	-	-	\$0
NAICS 112920 Horses and other equine production	11	43	\$3,220	-	-	\$0
NAICS 11299 All other animal production	10	-	\$0	-	-	\$0
NAICS 112990 All other animal production	10	-	\$0	-	-	\$0
NAICS 113 Forestry and logging	16	38	\$3,744	1	-	\$0
NAICS 1133 Logging	16	38	\$3,744	1	-	\$0
NAICS 11331 Logging	16	38	\$3,744	1	-	\$0
NAICS 113310 Logging	16	38	\$3,744	1	-	\$0
NAICS 114 Fishing, hunting and trapping	6	-	\$0	-	-	\$0
NAICS 1142 Hunting and trapping	6	-	\$0	-	-	\$0
NAICS 11421 Hunting and trapping	6	-	\$0	-	-	\$0
NAICS 114210 Hunting and trapping	6	-	\$0	-	-	\$0
NAICS 115 Support activities for agriculture and forestry	62	140	\$4,316	-	-	\$0
NAICS 1151 Support activities for crop production	31	93	\$4,351	-	-	\$0
NAICS 11511 Support activities for crop production	31	93	\$4,351	-	-	\$0
NAICS 115112 Soil preparation, planting, and cultivating	18	44	\$4,095	-	-	\$0
NAICS 115113 Crop harvesting, primarily by machine	2	-	\$0	-	-	\$0
NAICS 115114 Postharvest crop activities (except cotton ginning)	2	-	\$0	-	-	\$0
NAICS 115115 Farm labor contractors and crew leaders	2	-	\$0	-	-	\$0
NAICS 115116 Farm management services	7	33	\$5,092	-	-	\$0
NAICS 1152 Support activities for animal production	23	40	\$2,999	-	-	\$0
NAICS 11521 Support activities for animal production	23	40	\$2,999	-	-	\$0
NAICS 115210 Support activities for animal production	23	40	\$2,999	-	-	\$0
NAICS 1153 Support activities for forestry	8	7	\$11,375	-	-	\$0
NAICS 11531 Support activities for forestry	8	7	\$11,375	-	-	\$0
NAICS 115310 Support activities for forestry	8	7	\$11,375	-	-	\$0

United States Bureau of Labor Statistics. Quarterly Census of Employment and Wages. QCEW Data Files. Accessed: 6 December 2024.
www.bls.gov/cew/downloadable-data-files.htm

* Quarterly Census of Employment and Wages (QCEW) are compiled from state unemployment insurance (UI) program reports. Data excludes self-employed owners, unpaid family members, and certain farm and domestic workers, including those who earned no wages during the entire applicable pay period.
** North American Industry Classification System (NAICS).



J. Hewlett-University of Wyoming, J. Tranel-Colorado State University,
J. Parsons-University of Nebraska-Lincoln, and E. Dennis-University of Nebraska-Lincoln.

© All Rights Reserved.
RightRisk.org. December 2024.

SECOND QUARTER, 2024 Bureau of Labor QCEW* Statistics - Average Values by NAICS** Industry, Private Ownership Only.	STATE: WYOMING			COUNTY: CROOK		
	2024-Q2 Average Establishments Count	2024-Q2 Average Employment Level	2024-Q2 Monthly Avg. Compensation	2024-Q2 Average Establishments Count	2024-Q2 Average Employment Level	2024-Q2 Monthly Avg. Compensation
	NAICS 11 Agriculture, forestry, fishing and hunting	528	2,842	\$3,350	15	55
NAICS 111 Crop production	114	-	\$0	-	-	\$0
NAICS 1111 Oilseed and grain farming	35	170	\$2,769	-	-	\$0
NAICS 11113 Dry pea and bean farming	2	-	\$0	-	-	\$0
NAICS 111130 Dry pea and bean farming	2	-	\$0	-	-	\$0
NAICS 11114 Wheat farming	8	53	\$2,656	-	-	\$0
NAICS 111140 Wheat farming	8	53	\$2,656	-	-	\$0
NAICS 11115 Corn farming	4	-	\$0	-	-	\$0
NAICS 111150 Corn farming	4	-	\$0	-	-	\$0
NAICS 11119 Other grain farming	21	102	\$2,687	-	-	\$0
NAICS 111191 Oilseed and grain combination farming	10	29	\$3,107	-	-	\$0
NAICS 111199 All other grain farming	11	73	\$2,513	-	-	\$0
NAICS 1112 Vegetable and melon farming	3	-	\$0	-	-	\$0
NAICS 11121 Vegetable and melon farming	3	-	\$0	-	-	\$0
NAICS 111211 Potato farming	2	-	\$0	-	-	\$0
NAICS 111219 Other vegetable (except potato) and melon farming	1	-	\$0	-	-	\$0
NAICS 1114 Greenhouse, nursery, and floriculture production	17	166	\$2,496	-	-	\$0
NAICS 11141 Food crops grown under cover	3	-	\$0	-	-	\$0
NAICS 111411 Mushroom production	2	-	\$0	-	-	\$0
NAICS 111419 Other food crops grown under cover	1	-	\$0	-	-	\$0
NAICS 11142 Nursery and floriculture production	14	-	\$0	-	-	\$0
NAICS 111421 Nursery and tree production	8	-	\$0	-	-	\$0
NAICS 111422 Floriculture production	6	89	\$2,275	-	-	\$0
NAICS 1119 Other crop farming	59	267	\$3,315	-	-	\$0
NAICS 11194 Hay farming	21	66	\$3,397	-	-	\$0
NAICS 111940 Hay farming	21	66	\$3,397	-	-	\$0
NAICS 11199 All other crop farming	38	201	\$3,289	-	-	\$0
NAICS 111991 Sugar beet farming	13	65	\$3,137	-	-	\$0
NAICS 111998 All other miscellaneous crop farming	25	136	\$3,358	-	-	\$0
NAICS 112 Animal production and aquaculture	330	2,027	\$3,371	8	45	\$2,388
NAICS 1121 Cattle ranching and farming	278	1,712	\$3,272	8	45	\$2,388
NAICS 11211 Beef cattle ranching and farming, including feedlots	275	-	\$0	8	45	\$2,388
NAICS 112111 Beef cattle ranching and farming	266	1,551	\$3,211	8	45	\$2,388
NAICS 112112 Cattle feedlots	9	-	\$0	-	-	\$0
NAICS 11212 Dairy cattle and milk production	3	-	\$0	-	-	\$0
NAICS 112120 Dairy cattle and milk production	3	-	\$0	-	-	\$0
NAICS 1122 Hog and pig farming	9	145	\$4,385	-	-	\$0
NAICS 11221 Hog and pig farming	9	145	\$4,385	-	-	\$0
NAICS 112210 Hog and pig farming	9	145	\$4,385	-	-	\$0
NAICS 1124 Sheep and goat farming	18	-	\$0	-	-	\$0
NAICS 11241 Sheep farming	18	-	\$0	-	-	\$0
NAICS 112410 Sheep farming	18	-	\$0	-	-	\$0
NAICS 1125 Aquaculture	1	-	\$0	-	-	\$0
NAICS 11251 Aquaculture	1	-	\$0	-	-	\$0
NAICS 112511 Finfish farming and fish hatcheries	1	-	\$0	-	-	\$0
NAICS 1129 Other animal production	24	106	\$3,640	-	-	\$0
NAICS 11291 Apiculture	3	-	\$0	-	-	\$0
NAICS 112910 Apiculture	3	-	\$0	-	-	\$0
NAICS 11292 Horses and other equine production	11	43	\$3,220	-	-	\$0
NAICS 112920 Horses and other equine production	11	43	\$3,220	-	-	\$0
NAICS 11299 All other animal production	10	-	\$0	-	-	\$0
NAICS 112990 All other animal production	10	-	\$0	-	-	\$0
NAICS 113 Forestry and logging	16	38	\$3,744	5	-	\$0
NAICS 1133 Logging	16	38	\$3,744	5	-	\$0
NAICS 11331 Logging	16	38	\$3,744	5	-	\$0
NAICS 113310 Logging	16	38	\$3,744	5	-	\$0
NAICS 114 Fishing, hunting and trapping	6	-	\$0	-	-	\$0
NAICS 1142 Hunting and trapping	6	-	\$0	-	-	\$0
NAICS 11421 Hunting and trapping	6	-	\$0	-	-	\$0
NAICS 114210 Hunting and trapping	6	-	\$0	-	-	\$0
NAICS 115 Support activities for agriculture and forestry	62	140	\$4,316	2	-	\$0
NAICS 1151 Support activities for crop production	31	93	\$4,351	-	-	\$0
NAICS 11511 Support activities for crop production	31	93	\$4,351	-	-	\$0
NAICS 115112 Soil preparation, planting, and cultivating	18	44	\$4,095	-	-	\$0
NAICS 115113 Crop harvesting, primarily by machine	2	-	\$0	-	-	\$0
NAICS 115114 Postharvest crop activities (except cotton ginning)	2	-	\$0	-	-	\$0
NAICS 115115 Farm labor contractors and crew leaders	2	-	\$0	-	-	\$0
NAICS 115116 Farm management services	7	33	\$5,092	-	-	\$0
NAICS 1152 Support activities for animal production	23	40	\$2,999	1	-	\$0
NAICS 11521 Support activities for animal production	23	40	\$2,999	1	-	\$0
NAICS 115210 Support activities for animal production	23	40	\$2,999	1	-	\$0
NAICS 1153 Support activities for forestry	8	7	\$11,375	1	-	\$0
NAICS 11531 Support activities for forestry	8	7	\$11,375	1	-	\$0
NAICS 115310 Support activities for forestry	8	7	\$11,375	1	-	\$0

United States Bureau of Labor Statistics. Quarterly Census of Employment and Wages. QCEW Data Files. Accessed: 6 December 2024.
www.bls.gov/cew/downloadable-data-files.htm

* Quarterly Census of Employment and Wages (QCEW) are compiled from state unemployment insurance (UI) program reports. Data excludes self-employed owners, unpaid family members, and certain farm and domestic workers, including those who earned no wages during the entire applicable pay period.
** North American Industry Classification System (NAICS).



<https://RightRisk.org>

J. Hewlett-University of Wyoming, J.Tranel-Colorado State University,
J. Parsons-University of Nebraska-Lincoln, and E. Dennis-University of Nebraska-Lincoln.

© All Rights Reserved.
RightRisk.org. December 2024.

SECOND QUARTER, 2024 Bureau of Labor QCEW* Statistics - Average Values by NAICS** Industry, Private Ownership Only.	STATE: WYOMING			COUNTY: FREMONT		
	2024-Q2 Average Establishments Count	2024-Q2 Average Employment Level	2024-Q2 Monthly Avg. Compensation	2024-Q2 Average Establishments Count	2024-Q2 Average Employment Level	2024-Q2 Monthly Avg. Compensation
	NAICS 11 Agriculture, forestry, fishing and hunting	528	2,842	\$3,350	20	91
NAICS 111 Crop production	114	-	\$0	4	-	\$0
NAICS 1111 Oilseed and grain farming	35	170	\$2,769	-	-	\$0
NAICS 11113 Dry pea and bean farming	2	-	\$0	-	-	\$0
NAICS 111130 Dry pea and bean farming	2	-	\$0	-	-	\$0
NAICS 11114 Wheat farming	8	53	\$2,656	-	-	\$0
NAICS 111140 Wheat farming	8	53	\$2,656	-	-	\$0
NAICS 11115 Corn farming	4	-	\$0	-	-	\$0
NAICS 111150 Corn farming	4	-	\$0	-	-	\$0
NAICS 11119 Other grain farming	21	102	\$2,687	-	-	\$0
NAICS 111191 Oilseed and grain combination farming	10	29	\$3,107	-	-	\$0
NAICS 111199 All other grain farming	11	73	\$2,513	-	-	\$0
NAICS 1112 Vegetable and melon farming	3	-	\$0	-	-	\$0
NAICS 11121 Vegetable and melon farming	3	-	\$0	-	-	\$0
NAICS 111211 Potato farming	2	-	\$0	-	-	\$0
NAICS 111219 Other vegetable (except potato) and melon farming	1	-	\$0	-	-	\$0
NAICS 1114 Greenhouse, nursery, and floriculture production	17	166	\$2,496	2	-	\$0
NAICS 11141 Food crops grown under cover	3	-	\$0	1	-	\$0
NAICS 111411 Mushroom production	2	-	\$0	1	-	\$0
NAICS 111419 Other food crops grown under cover	1	-	\$0	-	-	\$0
NAICS 11142 Nursery and floriculture production	14	-	\$0	1	-	\$0
NAICS 111421 Nursery and tree production	8	-	\$0	1	-	\$0
NAICS 111422 Floriculture production	6	89	\$2,275	-	-	\$0
NAICS 1119 Other crop farming	59	267	\$3,315	2	-	\$0
NAICS 11194 Hay farming	21	66	\$3,397	1	-	\$0
NAICS 111940 Hay farming	21	66	\$3,397	1	-	\$0
NAICS 11199 All other crop farming	38	201	\$3,289	1	-	\$0
NAICS 111991 Sugar beet farming	13	65	\$3,137	-	-	\$0
NAICS 111998 All other miscellaneous crop farming	25	136	\$3,358	1	-	\$0
NAICS 112 Animal production and aquaculture	330	2,027	\$3,371	12	50	\$2,448
NAICS 1121 Cattle ranching and farming	278	1,712	\$3,272	11	-	\$0
NAICS 11211 Beef cattle ranching and farming, including feedlots	275	-	\$0	11	-	\$0
NAICS 112111 Beef cattle ranching and farming	266	1,551	\$3,211	11	-	\$0
NAICS 112112 Cattle feedlots	9	-	\$0	-	-	\$0
NAICS 11212 Dairy cattle and milk production	3	-	\$0	-	-	\$0
NAICS 112120 Dairy cattle and milk production	3	-	\$0	-	-	\$0
NAICS 1122 Hog and pig farming	9	145	\$4,385	-	-	\$0
NAICS 11221 Hog and pig farming	9	145	\$4,385	-	-	\$0
NAICS 112210 Hog and pig farming	9	145	\$4,385	-	-	\$0
NAICS 1124 Sheep and goat farming	18	-	\$0	-	-	\$0
NAICS 11241 Sheep farming	18	-	\$0	-	-	\$0
NAICS 112410 Sheep farming	18	-	\$0	-	-	\$0
NAICS 1125 Aquaculture	1	-	\$0	-	-	\$0
NAICS 11251 Aquaculture	1	-	\$0	-	-	\$0
NAICS 112511 Finfish farming and fish hatcheries	1	-	\$0	-	-	\$0
NAICS 1129 Other animal production	24	106	\$3,640	1	-	\$0
NAICS 11291 Apiculture	3	-	\$0	1	-	\$0
NAICS 112910 Apiculture	3	-	\$0	1	-	\$0
NAICS 11292 Horses and other equine production	11	43	\$3,220	-	-	\$0
NAICS 112920 Horses and other equine production	11	43	\$3,220	-	-	\$0
NAICS 11299 All other animal production	10	-	\$0	-	-	\$0
NAICS 112990 All other animal production	10	-	\$0	-	-	\$0
NAICS 113 Forestry and logging	16	38	\$3,744	-	-	\$0
NAICS 1133 Logging	16	38	\$3,744	-	-	\$0
NAICS 11331 Logging	16	38	\$3,744	-	-	\$0
NAICS 113310 Logging	16	38	\$3,744	-	-	\$0
NAICS 114 Fishing, hunting and trapping	6	-	\$0	-	-	\$0
NAICS 1142 Hunting and trapping	6	-	\$0	-	-	\$0
NAICS 11421 Hunting and trapping	6	-	\$0	-	-	\$0
NAICS 114210 Hunting and trapping	6	-	\$0	-	-	\$0
NAICS 115 Support activities for agriculture and forestry	62	140	\$4,316	4	-	\$0
NAICS 1151 Support activities for crop production	31	93	\$4,351	1	-	\$0
NAICS 11511 Support activities for crop production	31	93	\$4,351	1	-	\$0
NAICS 115112 Soil preparation, planting, and cultivating	18	44	\$4,095	1	-	\$0
NAICS 115113 Crop harvesting, primarily by machine	2	-	\$0	-	-	\$0
NAICS 115114 Postharvest crop activities (except cotton ginning)	2	-	\$0	-	-	\$0
NAICS 115115 Farm labor contractors and crew leaders	2	-	\$0	-	-	\$0
NAICS 115116 Farm management services	7	33	\$5,092	-	-	\$0
NAICS 1152 Support activities for animal production	23	40	\$2,999	3	6	\$7,488
NAICS 11521 Support activities for animal production	23	40	\$2,999	3	6	\$7,488
NAICS 115210 Support activities for animal production	23	40	\$2,999	3	6	\$7,488
NAICS 1153 Support activities for forestry	8	7	\$11,375	-	-	\$0
NAICS 11531 Support activities for forestry	8	7	\$11,375	-	-	\$0
NAICS 115310 Support activities for forestry	8	7	\$11,375	-	-	\$0

United States Bureau of Labor Statistics. Quarterly Census of Employment and Wages. QCEW Data Files. Accessed: 6 December 2024.
www.bls.gov/cew/downloadable-data-files.htm

* Quarterly Census of Employment and Wages (QCEW) are compiled from state unemployment insurance (UI) program reports. Data excludes self-employed owners, unpaid family members, and certain farm and domestic workers, including those who earned no wages during the entire applicable pay period.
** North American Industry Classification System (NAICS).



J. Hewlett-University of Wyoming, J.Tranel-Colorado State University,
J. Parsons-University of Nebraska-Lincoln, and E. Dennis-University of Nebraska-Lincoln.

© All Rights Reserved.
RightRisk.org. December 2024.

SECOND QUARTER, 2024 Bureau of Labor QCEW* Statistics - Average Values by NAICS** Industry, Private Ownership Only.	STATE: WYOMING			COUNTY: GOSHEN		
	2024-Q2 Average Establishments Count	2024-Q2 Average Employment Level	2024-Q2 Monthly Avg. Compensation	2024-Q2 Average Establishments Count	2024-Q2 Average Employment Level	2024-Q2 Monthly Avg. Compensation
	NAICS 11 Agriculture, forestry, fishing and hunting	528	2,842	\$3,350	34	-
NAICS 111 Crop production	114	-	\$0	12	33	\$3,285
NAICS 1111 Oilseed and grain farming	35	170	\$2,769	4	5	\$4,034
NAICS 11113 Dry pea and bean farming	2	-	\$0	1	-	\$0
NAICS 111130 Dry pea and bean farming	2	-	\$0	1	-	\$0
NAICS 11114 Wheat farming	8	53	\$2,656	-	-	\$0
NAICS 111140 Wheat farming	8	53	\$2,656	-	-	\$0
NAICS 11115 Corn farming	4	-	\$0	2	-	\$0
NAICS 111150 Corn farming	4	-	\$0	2	-	\$0
NAICS 11119 Other grain farming	21	102	\$2,687	1	-	\$0
NAICS 111191 Oilseed and grain combination farming	10	29	\$3,107	1	-	\$0
NAICS 111199 All other grain farming	11	73	\$2,513	-	-	\$0
NAICS 1112 Vegetable and melon farming	3	-	\$0	1	-	\$0
NAICS 11121 Vegetable and melon farming	3	-	\$0	1	-	\$0
NAICS 111211 Potato farming	2	-	\$0	1	-	\$0
NAICS 111219 Other vegetable (except potato) and melon farming	1	-	\$0	-	-	\$0
NAICS 1114 Greenhouse, nursery, and floriculture production	17	166	\$2,496	2	-	\$0
NAICS 11141 Food crops grown under cover	3	-	\$0	-	-	\$0
NAICS 111411 Mushroom production	2	-	\$0	-	-	\$0
NAICS 111419 Other food crops grown under cover	1	-	\$0	-	-	\$0
NAICS 11142 Nursery and floriculture production	14	-	\$0	2	-	\$0
NAICS 111421 Nursery and tree production	8	-	\$0	1	-	\$0
NAICS 111422 Floriculture production	6	89	\$2,275	1	-	\$0
NAICS 1119 Other crop farming	59	267	\$3,315	5	18	\$3,744
NAICS 11194 Hay farming	21	66	\$3,397	2	-	\$0
NAICS 111940 Hay farming	21	66	\$3,397	2	-	\$0
NAICS 11199 All other crop farming	38	201	\$3,289	3	-	\$0
NAICS 111991 Sugar beet farming	13	65	\$3,137	1	-	\$0
NAICS 111998 All other miscellaneous crop farming	25	136	\$3,358	2	-	\$0
NAICS 112 Animal production and aquaculture	330	2,027	\$3,371	19	105	\$3,250
NAICS 1121 Cattle ranching and farming	278	1,712	\$3,272	18	-	\$0
NAICS 11211 Beef cattle ranching and farming, including feedlots	275	-	\$0	18	-	\$0
NAICS 112111 Beef cattle ranching and farming	266	1,551	\$3,211	15	61	\$3,098
NAICS 112112 Cattle feedlots	9	-	\$0	3	-	\$0
NAICS 11212 Dairy cattle and milk production	3	-	\$0	-	-	\$0
NAICS 112120 Dairy cattle and milk production	3	-	\$0	-	-	\$0
NAICS 1122 Hog and pig farming	9	145	\$4,385	-	-	\$0
NAICS 11221 Hog and pig farming	9	145	\$4,385	-	-	\$0
NAICS 112210 Hog and pig farming	9	145	\$4,385	-	-	\$0
NAICS 1124 Sheep and goat farming	18	-	\$0	-	-	\$0
NAICS 11241 Sheep farming	18	-	\$0	-	-	\$0
NAICS 112410 Sheep farming	18	-	\$0	-	-	\$0
NAICS 1125 Aquaculture	1	-	\$0	-	-	\$0
NAICS 11251 Aquaculture	1	-	\$0	-	-	\$0
NAICS 112511 Finfish farming and fish hatcheries	1	-	\$0	-	-	\$0
NAICS 1129 Other animal production	24	106	\$3,640	1	-	\$0
NAICS 11291 Apiculture	3	-	\$0	-	-	\$0
NAICS 112910 Apiculture	3	-	\$0	-	-	\$0
NAICS 11292 Horses and other equine production	11	43	\$3,220	-	-	\$0
NAICS 112920 Horses and other equine production	11	43	\$3,220	-	-	\$0
NAICS 11299 All other animal production	10	-	\$0	1	-	\$0
NAICS 112990 All other animal production	10	-	\$0	1	-	\$0
NAICS 113 Forestry and logging	16	38	\$3,744	-	-	\$0
NAICS 1133 Logging	16	38	\$3,744	-	-	\$0
NAICS 11331 Logging	16	38	\$3,744	-	-	\$0
NAICS 113310 Logging	16	38	\$3,744	-	-	\$0
NAICS 114 Fishing, hunting and trapping	6	-	\$0	-	-	\$0
NAICS 1142 Hunting and trapping	6	-	\$0	-	-	\$0
NAICS 11421 Hunting and trapping	6	-	\$0	-	-	\$0
NAICS 114210 Hunting and trapping	6	-	\$0	-	-	\$0
NAICS 115 Support activities for agriculture and forestry	62	140	\$4,316	3	-	\$0
NAICS 1151 Support activities for crop production	31	93	\$4,351	2	-	\$0
NAICS 11511 Support activities for crop production	31	93	\$4,351	2	-	\$0
NAICS 115112 Soil preparation, planting, and cultivating	18	44	\$4,095	2	-	\$0
NAICS 115113 Crop harvesting, primarily by machine	2	-	\$0	-	-	\$0
NAICS 115114 Postharvest crop activities (except cotton ginning)	2	-	\$0	-	-	\$0
NAICS 115115 Farm labor contractors and crew leaders	2	-	\$0	-	-	\$0
NAICS 115116 Farm management services	7	33	\$5,092	-	-	\$0
NAICS 1152 Support activities for animal production	23	40	\$2,999	1	-	\$0
NAICS 11521 Support activities for animal production	23	40	\$2,999	1	-	\$0
NAICS 115210 Support activities for animal production	23	40	\$2,999	1	-	\$0
NAICS 1153 Support activities for forestry	8	7	\$11,375	-	-	\$0
NAICS 11531 Support activities for forestry	8	7	\$11,375	-	-	\$0
NAICS 115310 Support activities for forestry	8	7	\$11,375	-	-	\$0

United States Bureau of Labor Statistics. Quarterly Census of Employment and Wages. QCEW Data Files. Accessed: 6 December 2024.
www.bls.gov/cew/downloadable-data-files.htm

* Quarterly Census of Employment and Wages (QCEW) are compiled from state unemployment insurance (UI) program reports. Data excludes self-employed owners, unpaid family members, and certain farm and domestic workers, including those who earned no wages during the entire applicable pay period.
** North American Industry Classification System (NAICS).



<https://RightRisk.org>

J. Hewlett-University of Wyoming, J.Tranel-Colorado State University,
J. Parsons-University of Nebraska-Lincoln, and E. Dennis-University of Nebraska-Lincoln.

© All Rights Reserved.
RightRisk.org. December 2024.

SECOND QUARTER, 2024 Bureau of Labor QCEW* Statistics - Average Values by NAICS** Industry, Private Ownership Only.	STATE: WYOMING			COUNTY: HOT SPRINGS		
	2024-Q2 Average Establishments Count	2024-Q2 Average Employment Level	2024-Q2 Monthly Avg. Compensation	2024-Q2 Average Establishments Count	2024-Q2 Average Employment Level	2024-Q2 Monthly Avg. Compensation
	NAICS 11 Agriculture, forestry, fishing and hunting	528	2,842	\$3,350	4	29
NAICS 111 Crop production	114	-	\$0	-	-	\$0
NAICS 1111 Oilseed and grain farming	35	170	\$2,769	-	-	\$0
NAICS 11113 Dry pea and bean farming	2	-	\$0	-	-	\$0
NAICS 111130 Dry pea and bean farming	2	-	\$0	-	-	\$0
NAICS 11114 Wheat farming	8	53	\$2,656	-	-	\$0
NAICS 111140 Wheat farming	8	53	\$2,656	-	-	\$0
NAICS 11115 Corn farming	4	-	\$0	-	-	\$0
NAICS 111150 Corn farming	4	-	\$0	-	-	\$0
NAICS 11119 Other grain farming	21	102	\$2,687	-	-	\$0
NAICS 111191 Oilseed and grain combination farming	10	29	\$3,107	-	-	\$0
NAICS 111199 All other grain farming	11	73	\$2,513	-	-	\$0
NAICS 1112 Vegetable and melon farming	3	-	\$0	-	-	\$0
NAICS 11121 Vegetable and melon farming	3	-	\$0	-	-	\$0
NAICS 111211 Potato farming	2	-	\$0	-	-	\$0
NAICS 111219 Other vegetable (except potato) and melon farming	1	-	\$0	-	-	\$0
NAICS 1114 Greenhouse, nursery, and floriculture production	17	166	\$2,496	-	-	\$0
NAICS 11141 Food crops grown under cover	3	-	\$0	-	-	\$0
NAICS 111411 Mushroom production	2	-	\$0	-	-	\$0
NAICS 111419 Other food crops grown under cover	1	-	\$0	-	-	\$0
NAICS 11142 Nursery and floriculture production	14	-	\$0	-	-	\$0
NAICS 111421 Nursery and tree production	8	-	\$0	-	-	\$0
NAICS 111422 Floriculture production	6	89	\$2,275	-	-	\$0
NAICS 1119 Other crop farming	59	267	\$3,315	-	-	\$0
NAICS 11194 Hay farming	21	66	\$3,397	-	-	\$0
NAICS 111940 Hay farming	21	66	\$3,397	-	-	\$0
NAICS 11199 All other crop farming	38	201	\$3,289	-	-	\$0
NAICS 111991 Sugar beet farming	13	65	\$3,137	-	-	\$0
NAICS 111998 All other miscellaneous crop farming	25	136	\$3,358	-	-	\$0
NAICS 112 Animal production and aquaculture	330	2,027	\$3,371	3	-	\$0
NAICS 1121 Cattle ranching and farming	278	1,712	\$3,272	2	-	\$0
NAICS 11211 Beef cattle ranching and farming, including feedlots	275	-	\$0	2	-	\$0
NAICS 112111 Beef cattle ranching and farming	266	1,551	\$3,211	1	-	\$0
NAICS 112112 Cattle feedlots	9	-	\$0	1	-	\$0
NAICS 11212 Dairy cattle and milk production	3	-	\$0	-	-	\$0
NAICS 112120 Dairy cattle and milk production	3	-	\$0	-	-	\$0
NAICS 1122 Hog and pig farming	9	145	\$4,385	-	-	\$0
NAICS 11221 Hog and pig farming	9	145	\$4,385	-	-	\$0
NAICS 112210 Hog and pig farming	9	145	\$4,385	-	-	\$0
NAICS 1124 Sheep and goat farming	18	-	\$0	-	-	\$0
NAICS 11241 Sheep farming	18	-	\$0	-	-	\$0
NAICS 112410 Sheep farming	18	-	\$0	-	-	\$0
NAICS 1125 Aquaculture	1	-	\$0	-	-	\$0
NAICS 11251 Aquaculture	1	-	\$0	-	-	\$0
NAICS 112511 Finfish farming and fish hatcheries	1	-	\$0	-	-	\$0
NAICS 1129 Other animal production	24	106	\$3,640	1	-	\$0
NAICS 11291 Apiculture	3	-	\$0	-	-	\$0
NAICS 112910 Apiculture	3	-	\$0	-	-	\$0
NAICS 11292 Horses and other equine production	11	43	\$3,220	-	-	\$0
NAICS 112920 Horses and other equine production	11	43	\$3,220	-	-	\$0
NAICS 11299 All other animal production	10	-	\$0	1	-	\$0
NAICS 112990 All other animal production	10	-	\$0	1	-	\$0
NAICS 113 Forestry and logging	16	38	\$3,744	-	-	\$0
NAICS 1133 Logging	16	38	\$3,744	-	-	\$0
NAICS 11331 Logging	16	38	\$3,744	-	-	\$0
NAICS 113310 Logging	16	38	\$3,744	-	-	\$0
NAICS 114 Fishing, hunting and trapping	6	-	\$0	-	-	\$0
NAICS 1142 Hunting and trapping	6	-	\$0	-	-	\$0
NAICS 11421 Hunting and trapping	6	-	\$0	-	-	\$0
NAICS 114210 Hunting and trapping	6	-	\$0	-	-	\$0
NAICS 115 Support activities for agriculture and forestry	62	140	\$4,316	1	-	\$0
NAICS 1151 Support activities for crop production	31	93	\$4,351	-	-	\$0
NAICS 11511 Support activities for crop production	31	93	\$4,351	-	-	\$0
NAICS 115112 Soil preparation, planting, and cultivating	18	44	\$4,095	-	-	\$0
NAICS 115113 Crop harvesting, primarily by machine	2	-	\$0	-	-	\$0
NAICS 115114 Postharvest crop activities (except cotton ginning)	2	-	\$0	-	-	\$0
NAICS 115115 Farm labor contractors and crew leaders	2	-	\$0	-	-	\$0
NAICS 115116 Farm management services	7	33	\$5,092	-	-	\$0
NAICS 1152 Support activities for animal production	23	40	\$2,999	1	-	\$0
NAICS 11521 Support activities for animal production	23	40	\$2,999	1	-	\$0
NAICS 115210 Support activities for animal production	23	40	\$2,999	1	-	\$0
NAICS 1153 Support activities for forestry	8	7	\$11,375	-	-	\$0
NAICS 11531 Support activities for forestry	8	7	\$11,375	-	-	\$0
NAICS 115310 Support activities for forestry	8	7	\$11,375	-	-	\$0

United States Bureau of Labor Statistics. Quarterly Census of Employment and Wages. QCEW Data Files. Accessed: 6 December 2024.
www.bls.gov/cew/downloadable-data-files.htm

* Quarterly Census of Employment and Wages (QCEW) are compiled from state unemployment insurance (UI) program reports. Data excludes self-employed owners, unpaid family members, and certain farm and domestic workers, including those who earned no wages during the entire applicable pay period.
** North American Industry Classification System (NAICS).



J. Hewlett-University of Wyoming, J. Tranel-Colorado State University,
J. Parsons-University of Nebraska-Lincoln, and E. Dennis-University of Nebraska-Lincoln.

© All Rights Reserved.
RightRisk.org. December 2024.

SECOND QUARTER, 2024 Bureau of Labor QCEW* Statistics - Average Values by NAICS** Industry, Private Ownership Only.	STATE: WYOMING			COUNTY: JOHNSON		
	2024-Q2 Average Establishments Count	2024-Q2 Average Employment Level	2024-Q2 Monthly Avg. Compensation	2024-Q2 Average Establishments Count	2024-Q2 Average Employment Level	2024-Q2 Monthly Avg. Compensation
	NAICS 11 Agriculture, forestry, fishing and hunting	528	2,842	\$3,350	23	81
NAICS 111 Crop production	114	-	\$0	1	-	\$0
NAICS 1111 Oilseed and grain farming	35	170	\$2,769	-	-	\$0
NAICS 11113 Dry pea and bean farming	2	-	\$0	-	-	\$0
NAICS 111130 Dry pea and bean farming	2	-	\$0	-	-	\$0
NAICS 11114 Wheat farming	8	53	\$2,656	-	-	\$0
NAICS 111140 Wheat farming	8	53	\$2,656	-	-	\$0
NAICS 11115 Corn farming	4	-	\$0	-	-	\$0
NAICS 111150 Corn farming	4	-	\$0	-	-	\$0
NAICS 11119 Other grain farming	21	102	\$2,687	-	-	\$0
NAICS 111191 Oilseed and grain combination farming	10	29	\$3,107	-	-	\$0
NAICS 111199 All other grain farming	11	73	\$2,513	-	-	\$0
NAICS 1112 Vegetable and melon farming	3	-	\$0	-	-	\$0
NAICS 11121 Vegetable and melon farming	3	-	\$0	-	-	\$0
NAICS 111211 Potato farming	2	-	\$0	-	-	\$0
NAICS 111219 Other vegetable (except potato) and melon farming	1	-	\$0	-	-	\$0
NAICS 1114 Greenhouse, nursery, and floriculture production	17	166	\$2,496	1	-	\$0
NAICS 11141 Food crops grown under cover	3	-	\$0	-	-	\$0
NAICS 111411 Mushroom production	2	-	\$0	-	-	\$0
NAICS 111419 Other food crops grown under cover	1	-	\$0	-	-	\$0
NAICS 11142 Nursery and floriculture production	14	-	\$0	1	-	\$0
NAICS 111421 Nursery and tree production	8	-	\$0	1	-	\$0
NAICS 111422 Floriculture production	6	89	\$2,275	-	-	\$0
NAICS 1119 Other crop farming	59	267	\$3,315	-	-	\$0
NAICS 11194 Hay farming	21	66	\$3,397	-	-	\$0
NAICS 111940 Hay farming	21	66	\$3,397	-	-	\$0
NAICS 11199 All other crop farming	38	201	\$3,289	-	-	\$0
NAICS 111991 Sugar beet farming	13	65	\$3,137	-	-	\$0
NAICS 111998 All other miscellaneous crop farming	25	136	\$3,358	-	-	\$0
NAICS 112 Animal production and aquaculture	330	2,027	\$3,371	15	61	\$3,077
NAICS 1121 Cattle ranching and farming	278	1,712	\$3,272	15	61	\$3,077
NAICS 11211 Beef cattle ranching and farming, including feedlots	275	-	\$0	15	61	\$3,077
NAICS 112111 Beef cattle ranching and farming	266	1,551	\$3,211	15	61	\$3,077
NAICS 112112 Cattle feedlots	9	-	\$0	-	-	\$0
NAICS 11212 Dairy cattle and milk production	3	-	\$0	-	-	\$0
NAICS 112120 Dairy cattle and milk production	3	-	\$0	-	-	\$0
NAICS 1122 Hog and pig farming	9	145	\$4,385	-	-	\$0
NAICS 11221 Hog and pig farming	9	145	\$4,385	-	-	\$0
NAICS 112210 Hog and pig farming	9	145	\$4,385	-	-	\$0
NAICS 1124 Sheep and goat farming	18	-	\$0	-	-	\$0
NAICS 11241 Sheep farming	18	-	\$0	-	-	\$0
NAICS 112410 Sheep farming	18	-	\$0	-	-	\$0
NAICS 1125 Aquaculture	1	-	\$0	-	-	\$0
NAICS 11251 Aquaculture	1	-	\$0	-	-	\$0
NAICS 112511 Finfish farming and fish hatcheries	1	-	\$0	-	-	\$0
NAICS 1129 Other animal production	24	106	\$3,640	-	-	\$0
NAICS 11291 Apiculture	3	-	\$0	-	-	\$0
NAICS 112910 Apiculture	3	-	\$0	-	-	\$0
NAICS 11292 Horses and other equine production	11	43	\$3,220	-	-	\$0
NAICS 112920 Horses and other equine production	11	43	\$3,220	-	-	\$0
NAICS 11299 All other animal production	10	-	\$0	-	-	\$0
NAICS 112990 All other animal production	10	-	\$0	-	-	\$0
NAICS 113 Forestry and logging	16	38	\$3,744	1	-	\$0
NAICS 1133 Logging	16	38	\$3,744	1	-	\$0
NAICS 11331 Logging	16	38	\$3,744	1	-	\$0
NAICS 113310 Logging	16	38	\$3,744	1	-	\$0
NAICS 114 Fishing, hunting and trapping	6	-	\$0	-	-	\$0
NAICS 1142 Hunting and trapping	6	-	\$0	-	-	\$0
NAICS 11421 Hunting and trapping	6	-	\$0	-	-	\$0
NAICS 114210 Hunting and trapping	6	-	\$0	-	-	\$0
NAICS 115 Support activities for agriculture and forestry	62	140	\$4,316	6	11	\$3,064
NAICS 1151 Support activities for crop production	31	93	\$4,351	2	-	\$0
NAICS 11511 Support activities for crop production	31	93	\$4,351	2	-	\$0
NAICS 115112 Soil preparation, planting, and cultivating	18	44	\$4,095	2	-	\$0
NAICS 115113 Crop harvesting, primarily by machine	2	-	\$0	-	-	\$0
NAICS 115114 Postharvest crop activities (except cotton ginning)	2	-	\$0	-	-	\$0
NAICS 115115 Farm labor contractors and crew leaders	2	-	\$0	-	-	\$0
NAICS 115116 Farm management services	7	33	\$5,092	-	-	\$0
NAICS 1152 Support activities for animal production	23	40	\$2,999	2	-	\$0
NAICS 11521 Support activities for animal production	23	40	\$2,999	2	-	\$0
NAICS 115210 Support activities for animal production	23	40	\$2,999	2	-	\$0
NAICS 1153 Support activities for forestry	8	7	\$11,375	2	-	\$0
NAICS 11531 Support activities for forestry	8	7	\$11,375	2	-	\$0
NAICS 115310 Support activities for forestry	8	7	\$11,375	2	-	\$0

United States Bureau of Labor Statistics. Quarterly Census of Employment and Wages. QCEW Data Files. Accessed: 6 December 2024.
www.bls.gov/cew/downloadable-data-files.htm

* Quarterly Census of Employment and Wages (QCEW) are compiled from state unemployment insurance (UI) program reports. Data excludes self-employed owners, unpaid family members, and certain farm and domestic workers, including those who earned no wages during the entire applicable pay period.
 ** North American Industry Classification System (NAICS).



J. Hewlett-University of Wyoming, J.Tranel-Colorado State University,
 J. Parsons-University of Nebraska-Lincoln, and E. Dennis-University of Nebraska-Lincoln.

© All Rights Reserved.
 RightRisk.org. December 2024.

SECOND QUARTER, 2024 Bureau of Labor QCEW* Statistics - Average Values by NAICS** Industry, Private Ownership Only.	STATE: WYOMING			COUNTY: LARAMIE		
	2024-Q2 Average Establishments Count	2024-Q2 Average Employment Level	2024-Q2 Monthly Avg. Compensation	2024-Q2 Average Establishments Count	2024-Q2 Average Employment Level	2024-Q2 Monthly Avg. Compensation
	NAICS 11 Agriculture, forestry, fishing and hunting	528	2,842	\$3,350	44	327
NAICS 111 Crop production	114	-	\$0	13	-	\$0
NAICS 1111 Oilseed and grain farming	35	170	\$2,769	9	70	\$2,955
NAICS 11113 Dry pea and bean farming	2	-	\$0	-	-	\$0
NAICS 111130 Dry pea and bean farming	2	-	\$0	-	-	\$0
NAICS 11114 Wheat farming	8	53	\$2,656	5	47	\$2,587
NAICS 111140 Wheat farming	8	53	\$2,656	5	47	\$2,587
NAICS 11115 Corn farming	4	-	\$0	1	-	\$0
NAICS 111150 Corn farming	4	-	\$0	1	-	\$0
NAICS 11119 Other grain farming	21	102	\$2,687	3	-	\$0
NAICS 111191 Oilseed and grain combination farming	10	29	\$3,107	2	-	\$0
NAICS 111199 All other grain farming	11	73	\$2,513	1	-	\$0
NAICS 1112 Vegetable and melon farming	3	-	\$0	-	-	\$0
NAICS 11121 Vegetable and melon farming	3	-	\$0	-	-	\$0
NAICS 111211 Potato farming	2	-	\$0	-	-	\$0
NAICS 111219 Other vegetable (except potato) and melon farming	1	-	\$0	-	-	\$0
NAICS 1114 Greenhouse, nursery, and floriculture production	17	166	\$2,496	2	-	\$0
NAICS 11141 Food crops grown under cover	3	-	\$0	-	-	\$0
NAICS 111411 Mushroom production	2	-	\$0	-	-	\$0
NAICS 111419 Other food crops grown under cover	1	-	\$0	-	-	\$0
NAICS 11142 Nursery and floriculture production	14	-	\$0	2	-	\$0
NAICS 111421 Nursery and tree production	8	-	\$0	2	-	\$0
NAICS 111422 Floriculture production	6	89	\$2,275	-	-	\$0
NAICS 1119 Other crop farming	59	267	\$3,315	2	-	\$0
NAICS 11194 Hay farming	21	66	\$3,397	1	-	\$0
NAICS 111940 Hay farming	21	66	\$3,397	1	-	\$0
NAICS 11199 All other crop farming	38	201	\$3,289	1	-	\$0
NAICS 111991 Sugar beet farming	13	65	\$3,137	-	-	\$0
NAICS 111998 All other miscellaneous crop farming	25	136	\$3,358	1	-	\$0
NAICS 112 Animal production and aquaculture	330	2,027	\$3,371	29	234	\$4,216
NAICS 1121 Cattle ranching and farming	278	1,712	\$3,272	24	150	\$4,346
NAICS 11211 Beef cattle ranching and farming, including feedlots	275	-	\$0	22	-	\$0
NAICS 112111 Beef cattle ranching and farming	266	1,551	\$3,211	20	82	\$4,004
NAICS 112112 Cattle feedlots	9	-	\$0	2	-	\$0
NAICS 11212 Dairy cattle and milk production	3	-	\$0	2	-	\$0
NAICS 112120 Dairy cattle and milk production	3	-	\$0	2	-	\$0
NAICS 1122 Hog and pig farming	9	145	\$4,385	3	-	\$0
NAICS 11221 Hog and pig farming	9	145	\$4,385	3	-	\$0
NAICS 112210 Hog and pig farming	9	145	\$4,385	3	-	\$0
NAICS 1124 Sheep and goat farming	18	-	\$0	1	-	\$0
NAICS 11241 Sheep farming	18	-	\$0	1	-	\$0
NAICS 112410 Sheep farming	18	-	\$0	1	-	\$0
NAICS 1125 Aquaculture	1	-	\$0	-	-	\$0
NAICS 11251 Aquaculture	1	-	\$0	-	-	\$0
NAICS 112511 Finfish farming and fish hatcheries	1	-	\$0	-	-	\$0
NAICS 1129 Other animal production	24	106	\$3,640	1	-	\$0
NAICS 11291 Apiculture	3	-	\$0	1	-	\$0
NAICS 112910 Apiculture	3	-	\$0	1	-	\$0
NAICS 11292 Horses and other equine production	11	43	\$3,220	-	-	\$0
NAICS 112920 Horses and other equine production	11	43	\$3,220	-	-	\$0
NAICS 11299 All other animal production	10	-	\$0	-	-	\$0
NAICS 112990 All other animal production	10	-	\$0	-	-	\$0
NAICS 113 Forestry and logging	16	38	\$3,744	-	-	\$0
NAICS 1133 Logging	16	38	\$3,744	-	-	\$0
NAICS 11331 Logging	16	38	\$3,744	-	-	\$0
NAICS 113310 Logging	16	38	\$3,744	-	-	\$0
NAICS 114 Fishing, hunting and trapping	6	-	\$0	-	-	\$0
NAICS 1142 Hunting and trapping	6	-	\$0	-	-	\$0
NAICS 11421 Hunting and trapping	6	-	\$0	-	-	\$0
NAICS 114210 Hunting and trapping	6	-	\$0	-	-	\$0
NAICS 115 Support activities for agriculture and forestry	62	140	\$4,316	2	-	\$0
NAICS 1151 Support activities for crop production	31	93	\$4,351	-	-	\$0
NAICS 11511 Support activities for crop production	31	93	\$4,351	-	-	\$0
NAICS 115112 Soil preparation, planting, and cultivating	18	44	\$4,095	-	-	\$0
NAICS 115113 Crop harvesting, primarily by machine	2	-	\$0	-	-	\$0
NAICS 115114 Postharvest crop activities (except cotton ginning)	2	-	\$0	-	-	\$0
NAICS 115115 Farm labor contractors and crew leaders	2	-	\$0	-	-	\$0
NAICS 115116 Farm management services	7	33	\$5,092	-	-	\$0
NAICS 1152 Support activities for animal production	23	40	\$2,999	2	-	\$0
NAICS 11521 Support activities for animal production	23	40	\$2,999	2	-	\$0
NAICS 115210 Support activities for animal production	23	40	\$2,999	2	-	\$0
NAICS 1153 Support activities for forestry	8	7	\$11,375	-	-	\$0
NAICS 11531 Support activities for forestry	8	7	\$11,375	-	-	\$0
NAICS 115310 Support activities for forestry	8	7	\$11,375	-	-	\$0

United States Bureau of Labor Statistics. Quarterly Census of Employment and Wages. QCEW Data Files. Accessed: 6 December 2024.
www.bls.gov/cew/downloadable-data-files.htm

* Quarterly Census of Employment and Wages (QCEW) are compiled from state unemployment insurance (UI) program reports. Data excludes self-employed owners, unpaid family members, and certain farm and domestic workers, including those who earned no wages during the entire applicable pay period.
** North American Industry Classification System (NAICS).



J. Hewlett-University of Wyoming, J.Tranel-Colorado State University,
J. Parsons-University of Nebraska-Lincoln, and E. Dennis-University of Nebraska-Lincoln.

© All Rights Reserved.
RightRisk.org. December 2024.

SECOND QUARTER, 2024 Bureau of Labor QCEW* Statistics - Average Values by NAICS** Industry, Private Ownership Only.	STATE: WYOMING			COUNTY: LINCOLN		
	2024-Q2 Average Establishments Count	2024-Q2 Average Employment Level	2024-Q2 Monthly Avg. Compensation	2024-Q2 Average Establishments Count	2024-Q2 Average Employment Level	2024-Q2 Monthly Avg. Compensation
	NAICS 11 Agriculture, forestry, fishing and hunting	528	2,842	\$3,350	11	45
NAICS 111 Crop production	114	-	\$0	1	-	\$0
NAICS 1111 Oilseed and grain farming	35	170	\$2,769	1	-	\$0
NAICS 11113 Dry pea and bean farming	2	-	\$0	-	-	\$0
NAICS 111130 Dry pea and bean farming	2	-	\$0	-	-	\$0
NAICS 11114 Wheat farming	8	53	\$2,656	-	-	\$0
NAICS 111140 Wheat farming	8	53	\$2,656	-	-	\$0
NAICS 11115 Corn farming	4	-	\$0	-	-	\$0
NAICS 111150 Corn farming	4	-	\$0	-	-	\$0
NAICS 11119 Other grain farming	21	102	\$2,687	1	-	\$0
NAICS 111191 Oilseed and grain combination farming	10	29	\$3,107	-	-	\$0
NAICS 111199 All other grain farming	11	73	\$2,513	1	-	\$0
NAICS 1112 Vegetable and melon farming	3	-	\$0	-	-	\$0
NAICS 11121 Vegetable and melon farming	3	-	\$0	-	-	\$0
NAICS 111211 Potato farming	2	-	\$0	-	-	\$0
NAICS 111219 Other vegetable (except potato) and melon farming	1	-	\$0	-	-	\$0
NAICS 1114 Greenhouse, nursery, and floriculture production	17	166	\$2,496	-	-	\$0
NAICS 11141 Food crops grown under cover	3	-	\$0	-	-	\$0
NAICS 111411 Mushroom production	2	-	\$0	-	-	\$0
NAICS 111419 Other food crops grown under cover	1	-	\$0	-	-	\$0
NAICS 11142 Nursery and floriculture production	14	-	\$0	-	-	\$0
NAICS 111421 Nursery and tree production	8	-	\$0	-	-	\$0
NAICS 111422 Floriculture production	6	89	\$2,275	-	-	\$0
NAICS 1119 Other crop farming	59	267	\$3,315	-	-	\$0
NAICS 11194 Hay farming	21	66	\$3,397	-	-	\$0
NAICS 111940 Hay farming	21	66	\$3,397	-	-	\$0
NAICS 11199 All other crop farming	38	201	\$3,289	-	-	\$0
NAICS 111991 Sugar beet farming	13	65	\$3,137	-	-	\$0
NAICS 111998 All other miscellaneous crop farming	25	136	\$3,358	-	-	\$0
NAICS 112 Animal production and aquaculture	330	2,027	\$3,371	8	33	\$3,553
NAICS 1121 Cattle ranching and farming	278	1,712	\$3,272	6	24	\$3,930
NAICS 11211 Beef cattle ranching and farming, including feedlots	275	-	\$0	6	24	\$3,930
NAICS 112111 Beef cattle ranching and farming	266	1,551	\$3,211	6	24	\$3,930
NAICS 112112 Cattle feedlots	9	-	\$0	-	-	\$0
NAICS 11212 Dairy cattle and milk production	3	-	\$0	-	-	\$0
NAICS 112120 Dairy cattle and milk production	3	-	\$0	-	-	\$0
NAICS 1122 Hog and pig farming	9	145	\$4,385	-	-	\$0
NAICS 11221 Hog and pig farming	9	145	\$4,385	-	-	\$0
NAICS 112210 Hog and pig farming	9	145	\$4,385	-	-	\$0
NAICS 1124 Sheep and goat farming	18	-	\$0	1	-	\$0
NAICS 11241 Sheep farming	18	-	\$0	1	-	\$0
NAICS 112410 Sheep farming	18	-	\$0	1	-	\$0
NAICS 1125 Aquaculture	1	-	\$0	-	-	\$0
NAICS 11251 Aquaculture	1	-	\$0	-	-	\$0
NAICS 112511 Finfish farming and fish hatcheries	1	-	\$0	-	-	\$0
NAICS 1129 Other animal production	24	106	\$3,640	1	-	\$0
NAICS 11291 Apiculture	3	-	\$0	-	-	\$0
NAICS 112910 Apiculture	3	-	\$0	-	-	\$0
NAICS 11292 Horses and other equine production	11	43	\$3,220	1	-	\$0
NAICS 112920 Horses and other equine production	11	43	\$3,220	1	-	\$0
NAICS 11299 All other animal production	10	-	\$0	-	-	\$0
NAICS 112990 All other animal production	10	-	\$0	-	-	\$0
NAICS 113 Forestry and logging	16	38	\$3,744	2	-	\$0
NAICS 1133 Logging	16	38	\$3,744	2	-	\$0
NAICS 11331 Logging	16	38	\$3,744	2	-	\$0
NAICS 113310 Logging	16	38	\$3,744	2	-	\$0
NAICS 114 Fishing, hunting and trapping	6	-	\$0	-	-	\$0
NAICS 1142 Hunting and trapping	6	-	\$0	-	-	\$0
NAICS 11421 Hunting and trapping	6	-	\$0	-	-	\$0
NAICS 114210 Hunting and trapping	6	-	\$0	-	-	\$0
NAICS 115 Support activities for agriculture and forestry	62	140	\$4,316	-	-	\$0
NAICS 1151 Support activities for crop production	31	93	\$4,351	-	-	\$0
NAICS 11511 Support activities for crop production	31	93	\$4,351	-	-	\$0
NAICS 115112 Soil preparation, planting, and cultivating	18	44	\$4,095	-	-	\$0
NAICS 115113 Crop harvesting, primarily by machine	2	-	\$0	-	-	\$0
NAICS 115114 Postharvest crop activities (except cotton ginning)	2	-	\$0	-	-	\$0
NAICS 115115 Farm labor contractors and crew leaders	2	-	\$0	-	-	\$0
NAICS 115116 Farm management services	7	33	\$5,092	-	-	\$0
NAICS 1152 Support activities for animal production	23	40	\$2,999	-	-	\$0
NAICS 11521 Support activities for animal production	23	40	\$2,999	-	-	\$0
NAICS 115210 Support activities for animal production	23	40	\$2,999	-	-	\$0
NAICS 1153 Support activities for forestry	8	7	\$11,375	-	-	\$0
NAICS 11531 Support activities for forestry	8	7	\$11,375	-	-	\$0
NAICS 115310 Support activities for forestry	8	7	\$11,375	-	-	\$0

United States Bureau of Labor Statistics. Quarterly Census of Employment and Wages. QCEW Data Files. Accessed: 6 December 2024.
www.bls.gov/cew/downloadable-data-files.htm

* Quarterly Census of Employment and Wages (QCEW) are compiled from state unemployment insurance (UI) program reports. Data excludes self-employed owners, unpaid family members, and certain farm and domestic workers, including those who earned no wages during the entire applicable pay period.
** North American Industry Classification System (NAICS).



<https://RightRisk.org>

J. Hewlett-University of Wyoming, J.Tranel-Colorado State University,
J. Parsons-University of Nebraska-Lincoln, and E. Dennis-University of Nebraska-Lincoln.

© All Rights Reserved.
RightRisk.org. December 2024.

SECOND QUARTER, 2024 Bureau of Labor QCEW* Statistics - Average Values by NAICS** Industry, Private Ownership Only.	STATE: WYOMING			COUNTY: NATRONA		
	2024-Q2 Average Establishments Count	2024-Q2 Average Employment Level	2024-Q2 Monthly Avg. Compensation	2024-Q2 Average Establishments Count	2024-Q2 Average Employment Level	2024-Q2 Monthly Avg. Compensation
	NAICS 11 Agriculture, forestry, fishing and hunting	528	2,842	\$3,350	28	104
NAICS 111 Crop production	114	-	\$0	4	-	\$0
NAICS 1111 Oilseed and grain farming	35	170	\$2,769	-	-	\$0
NAICS 11113 Dry pea and bean farming	2	-	\$0	-	-	\$0
NAICS 111130 Dry pea and bean farming	2	-	\$0	-	-	\$0
NAICS 11114 Wheat farming	8	53	\$2,656	-	-	\$0
NAICS 111140 Wheat farming	8	53	\$2,656	-	-	\$0
NAICS 11115 Corn farming	4	-	\$0	-	-	\$0
NAICS 111150 Corn farming	4	-	\$0	-	-	\$0
NAICS 11119 Other grain farming	21	102	\$2,687	-	-	\$0
NAICS 111191 Oilseed and grain combination farming	10	29	\$3,107	-	-	\$0
NAICS 111199 All other grain farming	11	73	\$2,513	-	-	\$0
NAICS 1112 Vegetable and melon farming	3	-	\$0	-	-	\$0
NAICS 11121 Vegetable and melon farming	3	-	\$0	-	-	\$0
NAICS 111211 Potato farming	2	-	\$0	-	-	\$0
NAICS 111219 Other vegetable (except potato) and melon farming	1	-	\$0	-	-	\$0
NAICS 1114 Greenhouse, nursery, and floriculture production	17	166	\$2,496	1	-	\$0
NAICS 11141 Food crops grown under cover	3	-	\$0	-	-	\$0
NAICS 111411 Mushroom production	2	-	\$0	-	-	\$0
NAICS 111419 Other food crops grown under cover	1	-	\$0	-	-	\$0
NAICS 11142 Nursery and floriculture production	14	-	\$0	1	-	\$0
NAICS 111421 Nursery and tree production	8	-	\$0	-	-	\$0
NAICS 111422 Floriculture production	6	89	\$2,275	1	-	\$0
NAICS 1119 Other crop farming	59	267	\$3,315	3	9	\$2,864
NAICS 11194 Hay farming	21	66	\$3,397	3	9	\$2,864
NAICS 111940 Hay farming	21	66	\$3,397	3	9	\$2,864
NAICS 11199 All other crop farming	38	201	\$3,289	-	-	\$0
NAICS 111991 Sugar beet farming	13	65	\$3,137	-	-	\$0
NAICS 111998 All other miscellaneous crop farming	25	136	\$3,358	-	-	\$0
NAICS 112 Animal production and aquaculture	330	2,027	\$3,371	23	78	\$3,025
NAICS 1121 Cattle ranching and farming	278	1,712	\$3,272	20	67	\$2,765
NAICS 11211 Beef cattle ranching and farming, including feedlots	275	-	\$0	20	67	\$2,765
NAICS 112111 Beef cattle ranching and farming	266	1,551	\$3,211	20	67	\$2,765
NAICS 112112 Cattle feedlots	9	-	\$0	-	-	\$0
NAICS 11212 Dairy cattle and milk production	3	-	\$0	-	-	\$0
NAICS 112120 Dairy cattle and milk production	3	-	\$0	-	-	\$0
NAICS 1122 Hog and pig farming	9	145	\$4,385	-	-	\$0
NAICS 11221 Hog and pig farming	9	145	\$4,385	-	-	\$0
NAICS 112210 Hog and pig farming	9	145	\$4,385	-	-	\$0
NAICS 1124 Sheep and goat farming	18	-	\$0	2	-	\$0
NAICS 11241 Sheep farming	18	-	\$0	2	-	\$0
NAICS 112410 Sheep farming	18	-	\$0	2	-	\$0
NAICS 1125 Aquaculture	1	-	\$0	-	-	\$0
NAICS 11251 Aquaculture	1	-	\$0	-	-	\$0
NAICS 112511 Finfish farming and fish hatcheries	1	-	\$0	-	-	\$0
NAICS 1129 Other animal production	24	106	\$3,640	1	-	\$0
NAICS 11291 Apiculture	3	-	\$0	-	-	\$0
NAICS 112910 Apiculture	3	-	\$0	-	-	\$0
NAICS 11292 Horses and other equine production	11	43	\$3,220	-	-	\$0
NAICS 112920 Horses and other equine production	11	43	\$3,220	-	-	\$0
NAICS 11299 All other animal production	10	-	\$0	1	-	\$0
NAICS 112990 All other animal production	10	-	\$0	1	-	\$0
NAICS 113 Forestry and logging	16	38	\$3,744	-	-	\$0
NAICS 1133 Logging	16	38	\$3,744	-	-	\$0
NAICS 11331 Logging	16	38	\$3,744	-	-	\$0
NAICS 113310 Logging	16	38	\$3,744	-	-	\$0
NAICS 114 Fishing, hunting and trapping	6	-	\$0	-	-	\$0
NAICS 1142 Hunting and trapping	6	-	\$0	-	-	\$0
NAICS 11421 Hunting and trapping	6	-	\$0	-	-	\$0
NAICS 114210 Hunting and trapping	6	-	\$0	-	-	\$0
NAICS 115 Support activities for agriculture and forestry	62	140	\$4,316	1	-	\$0
NAICS 1151 Support activities for crop production	31	93	\$4,351	-	-	\$0
NAICS 11511 Support activities for crop production	31	93	\$4,351	-	-	\$0
NAICS 115112 Soil preparation, planting, and cultivating	18	44	\$4,095	-	-	\$0
NAICS 115113 Crop harvesting, primarily by machine	2	-	\$0	-	-	\$0
NAICS 115114 Postharvest crop activities (except cotton ginning)	2	-	\$0	-	-	\$0
NAICS 115115 Farm labor contractors and crew leaders	2	-	\$0	-	-	\$0
NAICS 115116 Farm management services	7	33	\$5,092	-	-	\$0
NAICS 1152 Support activities for animal production	23	40	\$2,999	1	-	\$0
NAICS 11521 Support activities for animal production	23	40	\$2,999	1	-	\$0
NAICS 115210 Support activities for animal production	23	40	\$2,999	1	-	\$0
NAICS 1153 Support activities for forestry	8	7	\$11,375	-	-	\$0
NAICS 11531 Support activities for forestry	8	7	\$11,375	-	-	\$0
NAICS 115310 Support activities for forestry	8	7	\$11,375	-	-	\$0

United States Bureau of Labor Statistics. Quarterly Census of Employment and Wages. QCEW Data Files. Accessed: 6 December 2024.
www.bls.gov/cew/downloadable-data-files.htm

* Quarterly Census of Employment and Wages (QCEW) are compiled from state unemployment insurance (UI) program reports. Data excludes self-employed owners, unpaid family members, and certain farm and domestic workers, including those who earned no wages during the entire applicable pay period.
** North American Industry Classification System (NAICS).



J. Hewlett-University of Wyoming, J.Tranel-Colorado State University,
J. Parsons-University of Nebraska-Lincoln, and E. Dennis-University of Nebraska-Lincoln.

© All Rights Reserved.
RightRisk.org. December 2024.

SECOND QUARTER, 2024 Bureau of Labor QCEW* Statistics - Average Values by NAICS** Industry, Private Ownership Only.	STATE: WYOMING			COUNTY: NIOBRARA		
	2024-Q2 Average Establishments Count	2024-Q2 Average Employment Level	2024-Q2 Monthly Avg. Compensation	2024-Q2 Average Establishments Count	2024-Q2 Average Employment Level	2024-Q2 Monthly Avg. Compensation
	NAICS 11 Agriculture, forestry, fishing and hunting	528	2,842	\$3,350	5	20
NAICS 111 Crop production	114	-	\$0	2	-	\$0
NAICS 1111 Oilseed and grain farming	35	170	\$2,769	1	-	\$0
NAICS 11113 Dry pea and bean farming	2	-	\$0	-	-	\$0
NAICS 111130 Dry pea and bean farming	2	-	\$0	-	-	\$0
NAICS 11114 Wheat farming	8	53	\$2,656	1	-	\$0
NAICS 111140 Wheat farming	8	53	\$2,656	1	-	\$0
NAICS 11115 Corn farming	4	-	\$0	-	-	\$0
NAICS 111150 Corn farming	4	-	\$0	-	-	\$0
NAICS 11119 Other grain farming	21	102	\$2,687	-	-	\$0
NAICS 111191 Oilseed and grain combination farming	10	29	\$3,107	-	-	\$0
NAICS 111199 All other grain farming	11	73	\$2,513	-	-	\$0
NAICS 1112 Vegetable and melon farming	3	-	\$0	1	-	\$0
NAICS 11121 Vegetable and melon farming	3	-	\$0	1	-	\$0
NAICS 111211 Potato farming	2	-	\$0	1	-	\$0
NAICS 111219 Other vegetable (except potato) and melon farming	1	-	\$0	-	-	\$0
NAICS 1114 Greenhouse, nursery, and floriculture production	17	166	\$2,496	-	-	\$0
NAICS 11141 Food crops grown under cover	3	-	\$0	-	-	\$0
NAICS 111411 Mushroom production	2	-	\$0	-	-	\$0
NAICS 111419 Other food crops grown under cover	1	-	\$0	-	-	\$0
NAICS 11142 Nursery and floriculture production	14	-	\$0	-	-	\$0
NAICS 111421 Nursery and tree production	8	-	\$0	-	-	\$0
NAICS 111422 Floriculture production	6	89	\$2,275	-	-	\$0
NAICS 1119 Other crop farming	59	267	\$3,315	-	-	\$0
NAICS 11194 Hay farming	21	66	\$3,397	-	-	\$0
NAICS 111940 Hay farming	21	66	\$3,397	-	-	\$0
NAICS 11199 All other crop farming	38	201	\$3,289	-	-	\$0
NAICS 111991 Sugar beet farming	13	65	\$3,137	-	-	\$0
NAICS 111998 All other miscellaneous crop farming	25	136	\$3,358	-	-	\$0
NAICS 112 Animal production and aquaculture	330	2,027	\$3,371	3	-	\$0
NAICS 1121 Cattle ranching and farming	278	1,712	\$3,272	3	-	\$0
NAICS 11211 Beef cattle ranching and farming, including feedlots	275	-	\$0	3	-	\$0
NAICS 112111 Beef cattle ranching and farming	266	1,551	\$3,211	3	-	\$0
NAICS 112112 Cattle feedlots	9	-	\$0	-	-	\$0
NAICS 11212 Dairy cattle and milk production	3	-	\$0	-	-	\$0
NAICS 112120 Dairy cattle and milk production	3	-	\$0	-	-	\$0
NAICS 1122 Hog and pig farming	9	145	\$4,385	-	-	\$0
NAICS 11221 Hog and pig farming	9	145	\$4,385	-	-	\$0
NAICS 112210 Hog and pig farming	9	145	\$4,385	-	-	\$0
NAICS 1124 Sheep and goat farming	18	-	\$0	-	-	\$0
NAICS 11241 Sheep farming	18	-	\$0	-	-	\$0
NAICS 112410 Sheep farming	18	-	\$0	-	-	\$0
NAICS 1125 Aquaculture	1	-	\$0	-	-	\$0
NAICS 11251 Aquaculture	1	-	\$0	-	-	\$0
NAICS 112511 Finfish farming and fish hatcheries	1	-	\$0	-	-	\$0
NAICS 1129 Other animal production	24	106	\$3,640	-	-	\$0
NAICS 11291 Apiculture	3	-	\$0	-	-	\$0
NAICS 112910 Apiculture	3	-	\$0	-	-	\$0
NAICS 11292 Horses and other equine production	11	43	\$3,220	-	-	\$0
NAICS 112920 Horses and other equine production	11	43	\$3,220	-	-	\$0
NAICS 11299 All other animal production	10	-	\$0	-	-	\$0
NAICS 112990 All other animal production	10	-	\$0	-	-	\$0
NAICS 113 Forestry and logging	16	38	\$3,744	-	-	\$0
NAICS 1133 Logging	16	38	\$3,744	-	-	\$0
NAICS 11331 Logging	16	38	\$3,744	-	-	\$0
NAICS 113310 Logging	16	38	\$3,744	-	-	\$0
NAICS 114 Fishing, hunting and trapping	6	-	\$0	-	-	\$0
NAICS 1142 Hunting and trapping	6	-	\$0	-	-	\$0
NAICS 11421 Hunting and trapping	6	-	\$0	-	-	\$0
NAICS 114210 Hunting and trapping	6	-	\$0	-	-	\$0
NAICS 115 Support activities for agriculture and forestry	62	140	\$4,316	-	-	\$0
NAICS 1151 Support activities for crop production	31	93	\$4,351	-	-	\$0
NAICS 11511 Support activities for crop production	31	93	\$4,351	-	-	\$0
NAICS 115112 Soil preparation, planting, and cultivating	18	44	\$4,095	-	-	\$0
NAICS 115113 Crop harvesting, primarily by machine	2	-	\$0	-	-	\$0
NAICS 115114 Postharvest crop activities (except cotton ginning)	2	-	\$0	-	-	\$0
NAICS 115115 Farm labor contractors and crew leaders	2	-	\$0	-	-	\$0
NAICS 115116 Farm management services	7	33	\$5,092	-	-	\$0
NAICS 1152 Support activities for animal production	23	40	\$2,999	-	-	\$0
NAICS 11521 Support activities for animal production	23	40	\$2,999	-	-	\$0
NAICS 115210 Support activities for animal production	23	40	\$2,999	-	-	\$0
NAICS 1153 Support activities for forestry	8	7	\$11,375	-	-	\$0
NAICS 11531 Support activities for forestry	8	7	\$11,375	-	-	\$0
NAICS 115310 Support activities for forestry	8	7	\$11,375	-	-	\$0

United States Bureau of Labor Statistics. Quarterly Census of Employment and Wages. QCEW Data Files. Accessed: 6 December 2024.
www.bls.gov/cew/downloadable-data-files.htm

* Quarterly Census of Employment and Wages (QCEW) are compiled from state unemployment insurance (UI) program reports. Data excludes self-employed owners, unpaid family members, and certain farm and domestic workers, including those who earned no wages during the entire applicable pay period.
** North American Industry Classification System (NAICS).



J. Hewlett-University of Wyoming, J.Tranel-Colorado State University,
J. Parsons-University of Nebraska-Lincoln, and E. Dennis-University of Nebraska-Lincoln.

© All Rights Reserved.
RightRisk.org. December 2024.

SECOND QUARTER, 2024 Bureau of Labor QCEW* Statistics - Average Values by NAICS** Industry, Private Ownership Only.	STATE: WYOMING			COUNTY: PARK		
	2024-Q2 Average Establishments Count	2024-Q2 Average Employment Level	2024-Q2 Monthly Avg. Compensation	2024-Q2 Average Establishments Count	2024-Q2 Average Employment Level	2024-Q2 Monthly Avg. Compensation
	NAICS 11 Agriculture, forestry, fishing and hunting	528	2,842	\$3,350	60	369
NAICS 111 Crop production	114	-	\$0	22	110	\$2,895
NAICS 1111 Oilseed and grain farming	35	170	\$2,769	8	-	\$0
NAICS 11113 Dry pea and bean farming	2	-	\$0	-	-	\$0
NAICS 111130 Dry pea and bean farming	2	-	\$0	-	-	\$0
NAICS 11114 Wheat farming	8	53	\$2,656	2	-	\$0
NAICS 111140 Wheat farming	8	53	\$2,656	2	-	\$0
NAICS 11115 Corn farming	4	-	\$0	-	-	\$0
NAICS 111150 Corn farming	4	-	\$0	-	-	\$0
NAICS 11119 Other grain farming	21	102	\$2,687	6	27	\$2,847
NAICS 111191 Oilseed and grain combination farming	10	29	\$3,107	2	-	\$0
NAICS 111199 All other grain farming	11	73	\$2,513	4	-	\$0
NAICS 1112 Vegetable and melon farming	3	-	\$0	-	-	\$0
NAICS 11121 Vegetable and melon farming	3	-	\$0	-	-	\$0
NAICS 111211 Potato farming	2	-	\$0	-	-	\$0
NAICS 111219 Other vegetable (except potato) and melon farming	1	-	\$0	-	-	\$0
NAICS 1114 Greenhouse, nursery, and floriculture production	17	166	\$2,496	1	-	\$0
NAICS 11141 Food crops grown under cover	3	-	\$0	-	-	\$0
NAICS 111411 Mushroom production	2	-	\$0	-	-	\$0
NAICS 111419 Other food crops grown under cover	1	-	\$0	-	-	\$0
NAICS 11142 Nursery and floriculture production	14	-	\$0	1	-	\$0
NAICS 111421 Nursery and tree production	8	-	\$0	-	-	\$0
NAICS 111422 Floriculture production	6	89	\$2,275	1	-	\$0
NAICS 1119 Other crop farming	59	267	\$3,315	13	67	\$3,098
NAICS 11194 Hay farming	21	66	\$3,397	1	-	\$0
NAICS 111940 Hay farming	21	66	\$3,397	1	-	\$0
NAICS 11199 All other crop farming	38	201	\$3,289	12	-	\$0
NAICS 111991 Sugar beet farming	13	65	\$3,137	5	-	\$0
NAICS 111998 All other miscellaneous crop farming	25	136	\$3,358	7	38	\$2,938
NAICS 112 Animal production and aquaculture	330	2,027	\$3,371	29	217	\$3,211
NAICS 1121 Cattle ranching and farming	278	1,712	\$3,272	23	184	\$3,280
NAICS 11211 Beef cattle ranching and farming, including feedlots	275	-	\$0	22	-	\$0
NAICS 112111 Beef cattle ranching and farming	266	1,551	\$3,211	22	-	\$0
NAICS 112112 Cattle feedlots	9	-	\$0	-	-	\$0
NAICS 11212 Dairy cattle and milk production	3	-	\$0	1	-	\$0
NAICS 112120 Dairy cattle and milk production	3	-	\$0	1	-	\$0
NAICS 1122 Hog and pig farming	9	145	\$4,385	-	-	\$0
NAICS 11221 Hog and pig farming	9	145	\$4,385	-	-	\$0
NAICS 112210 Hog and pig farming	9	145	\$4,385	-	-	\$0
NAICS 1124 Sheep and goat farming	18	-	\$0	-	-	\$0
NAICS 11241 Sheep farming	18	-	\$0	-	-	\$0
NAICS 112410 Sheep farming	18	-	\$0	-	-	\$0
NAICS 1125 Aquaculture	1	-	\$0	1	-	\$0
NAICS 11251 Aquaculture	1	-	\$0	1	-	\$0
NAICS 112511 Finfish farming and fish hatcheries	1	-	\$0	1	-	\$0
NAICS 1129 Other animal production	24	106	\$3,640	5	-	\$0
NAICS 11291 Apiculture	3	-	\$0	-	-	\$0
NAICS 112910 Apiculture	3	-	\$0	-	-	\$0
NAICS 11292 Horses and other equine production	11	43	\$3,220	4	24	\$2,561
NAICS 112920 Horses and other equine production	11	43	\$3,220	4	24	\$2,561
NAICS 11299 All other animal production	10	-	\$0	1	-	\$0
NAICS 112990 All other animal production	10	-	\$0	1	-	\$0
NAICS 113 Forestry and logging	16	38	\$3,744	1	-	\$0
NAICS 1133 Logging	16	38	\$3,744	1	-	\$0
NAICS 11331 Logging	16	38	\$3,744	1	-	\$0
NAICS 113310 Logging	16	38	\$3,744	1	-	\$0
NAICS 114 Fishing, hunting and trapping	6	-	\$0	-	-	\$0
NAICS 1142 Hunting and trapping	6	-	\$0	-	-	\$0
NAICS 11421 Hunting and trapping	6	-	\$0	-	-	\$0
NAICS 114210 Hunting and trapping	6	-	\$0	-	-	\$0
NAICS 115 Support activities for agriculture and forestry	62	140	\$4,316	8	-	\$0
NAICS 1151 Support activities for crop production	31	93	\$4,351	5	33	\$5,590
NAICS 11511 Support activities for crop production	31	93	\$4,351	5	33	\$5,590
NAICS 115112 Soil preparation, planting, and cultivating	18	44	\$4,095	1	-	\$0
NAICS 115113 Crop harvesting, primarily by machine	2	-	\$0	-	-	\$0
NAICS 115114 Postharvest crop activities (except cotton ginning)	2	-	\$0	2	-	\$0
NAICS 115115 Farm labor contractors and crew leaders	2	-	\$0	-	-	\$0
NAICS 115116 Farm management services	7	33	\$5,092	2	-	\$0
NAICS 1152 Support activities for animal production	23	40	\$2,999	2	-	\$0
NAICS 11521 Support activities for animal production	23	40	\$2,999	2	-	\$0
NAICS 115210 Support activities for animal production	23	40	\$2,999	2	-	\$0
NAICS 1153 Support activities for forestry	8	7	\$11,375	1	-	\$0
NAICS 11531 Support activities for forestry	8	7	\$11,375	1	-	\$0
NAICS 115310 Support activities for forestry	8	7	\$11,375	1	-	\$0

United States Bureau of Labor Statistics. Quarterly Census of Employment and Wages. QCEW Data Files. Accessed: 6 December 2024.
www.bls.gov/cew/downloadable-data-files.htm

* Quarterly Census of Employment and Wages (QCEW) are compiled from state unemployment insurance (UI) program reports. Data excludes self-employed owners, unpaid family members, and certain farm and domestic workers, including those who earned no wages during the entire applicable pay period.
** North American Industry Classification System (NAICS).



<https://RightRisk.org>

J. Hewlett-University of Wyoming, J.Tranel-Colorado State University,
J. Parsons-University of Nebraska-Lincoln, and E. Dennis-University of Nebraska-Lincoln.

© All Rights Reserved.
RightRisk.org. December 2024.

SECOND QUARTER, 2024 Bureau of Labor QCEW* Statistics - Average Values by NAICS** Industry, Private Ownership Only.	STATE: WYOMING			COUNTY: PLATTE		
	2024-Q2 Average Establishments Count	2024-Q2 Average Employment Level	2024-Q2 Monthly Avg. Compensation	2024-Q2 Average Establishments Count	2024-Q2 Average Employment Level	2024-Q2 Monthly Avg. Compensation
	NAICS 11 Agriculture, forestry, fishing and hunting	528	2,842	\$3,350	26	201
NAICS 111 Crop production	114	-	\$0	5	-	\$0
NAICS 1111 Oilseed and grain farming	35	170	\$2,769	-	-	\$0
NAICS 11113 Dry pea and bean farming	2	-	\$0	-	-	\$0
NAICS 111130 Dry pea and bean farming	2	-	\$0	-	-	\$0
NAICS 11114 Wheat farming	8	53	\$2,656	-	-	\$0
NAICS 111140 Wheat farming	8	53	\$2,656	-	-	\$0
NAICS 11115 Corn farming	4	-	\$0	-	-	\$0
NAICS 111150 Corn farming	4	-	\$0	-	-	\$0
NAICS 11119 Other grain farming	21	102	\$2,687	-	-	\$0
NAICS 111191 Oilseed and grain combination farming	10	29	\$3,107	-	-	\$0
NAICS 111199 All other grain farming	11	73	\$2,513	-	-	\$0
NAICS 1112 Vegetable and melon farming	3	-	\$0	-	-	\$0
NAICS 11121 Vegetable and melon farming	3	-	\$0	-	-	\$0
NAICS 111211 Potato farming	2	-	\$0	-	-	\$0
NAICS 111219 Other vegetable (except potato) and melon farming	1	-	\$0	-	-	\$0
NAICS 1114 Greenhouse, nursery, and floriculture production	17	166	\$2,496	1	-	\$0
NAICS 11141 Food crops grown under cover	3	-	\$0	-	-	\$0
NAICS 111411 Mushroom production	2	-	\$0	-	-	\$0
NAICS 111419 Other food crops grown under cover	1	-	\$0	-	-	\$0
NAICS 11142 Nursery and floriculture production	14	-	\$0	1	-	\$0
NAICS 111421 Nursery and tree production	8	-	\$0	1	-	\$0
NAICS 111422 Floriculture production	6	89	\$2,275	-	-	\$0
NAICS 1119 Other crop farming	59	267	\$3,315	4	17	\$4,346
NAICS 11194 Hay farming	21	66	\$3,397	4	17	\$4,346
NAICS 111940 Hay farming	21	66	\$3,397	4	17	\$4,346
NAICS 11199 All other crop farming	38	201	\$3,289	-	-	\$0
NAICS 111991 Sugar beet farming	13	65	\$3,137	-	-	\$0
NAICS 111998 All other miscellaneous crop farming	25	136	\$3,358	-	-	\$0
NAICS 112 Animal production and aquaculture	330	2,027	\$3,371	20	162	\$3,683
NAICS 1121 Cattle ranching and farming	278	1,712	\$3,272	13	95	\$2,947
NAICS 11211 Beef cattle ranching and farming, including feedlots	275	-	\$0	13	95	\$2,947
NAICS 112111 Beef cattle ranching and farming	266	1,551	\$3,211	11	-	\$0
NAICS 112112 Cattle feedlots	9	-	\$0	2	-	\$0
NAICS 11212 Dairy cattle and milk production	3	-	\$0	-	-	\$0
NAICS 112120 Dairy cattle and milk production	3	-	\$0	-	-	\$0
NAICS 1122 Hog and pig farming	9	145	\$4,385	6	-	\$0
NAICS 11221 Hog and pig farming	9	145	\$4,385	6	-	\$0
NAICS 112210 Hog and pig farming	9	145	\$4,385	6	-	\$0
NAICS 1124 Sheep and goat farming	18	-	\$0	-	-	\$0
NAICS 11241 Sheep farming	18	-	\$0	-	-	\$0
NAICS 112410 Sheep farming	18	-	\$0	-	-	\$0
NAICS 1125 Aquaculture	1	-	\$0	-	-	\$0
NAICS 11251 Aquaculture	1	-	\$0	-	-	\$0
NAICS 112511 Finfish farming and fish hatcheries	1	-	\$0	-	-	\$0
NAICS 1129 Other animal production	24	106	\$3,640	1	-	\$0
NAICS 11291 Apiculture	3	-	\$0	-	-	\$0
NAICS 112910 Apiculture	3	-	\$0	-	-	\$0
NAICS 11292 Horses and other equine production	11	43	\$3,220	1	-	\$0
NAICS 112920 Horses and other equine production	11	43	\$3,220	1	-	\$0
NAICS 11299 All other animal production	10	-	\$0	-	-	\$0
NAICS 112990 All other animal production	10	-	\$0	-	-	\$0
NAICS 113 Forestry and logging	16	38	\$3,744	-	-	\$0
NAICS 1133 Logging	16	38	\$3,744	-	-	\$0
NAICS 11331 Logging	16	38	\$3,744	-	-	\$0
NAICS 113310 Logging	16	38	\$3,744	-	-	\$0
NAICS 114 Fishing, hunting and trapping	6	-	\$0	1	-	\$0
NAICS 1142 Hunting and trapping	6	-	\$0	1	-	\$0
NAICS 11421 Hunting and trapping	6	-	\$0	1	-	\$0
NAICS 114210 Hunting and trapping	6	-	\$0	1	-	\$0
NAICS 115 Support activities for agriculture and forestry	62	140	\$4,316	-	-	\$0
NAICS 1151 Support activities for crop production	31	93	\$4,351	-	-	\$0
NAICS 11511 Support activities for crop production	31	93	\$4,351	-	-	\$0
NAICS 115112 Soil preparation, planting, and cultivating	18	44	\$4,095	-	-	\$0
NAICS 115113 Crop harvesting, primarily by machine	2	-	\$0	-	-	\$0
NAICS 115114 Postharvest crop activities (except cotton ginning)	2	-	\$0	-	-	\$0
NAICS 115115 Farm labor contractors and crew leaders	2	-	\$0	-	-	\$0
NAICS 115116 Farm management services	7	33	\$5,092	-	-	\$0
NAICS 1152 Support activities for animal production	23	40	\$2,999	-	-	\$0
NAICS 11521 Support activities for animal production	23	40	\$2,999	-	-	\$0
NAICS 115210 Support activities for animal production	23	40	\$2,999	-	-	\$0
NAICS 1153 Support activities for forestry	8	7	\$11,375	-	-	\$0
NAICS 11531 Support activities for forestry	8	7	\$11,375	-	-	\$0
NAICS 115310 Support activities for forestry	8	7	\$11,375	-	-	\$0

United States Bureau of Labor Statistics. Quarterly Census of Employment and Wages. QCEW Data Files. Accessed: 6 December 2024.
www.bls.gov/cew/downloadable-data-files.htm

* Quarterly Census of Employment and Wages (QCEW) are compiled from state unemployment insurance (UI) program reports. Data excludes self-employed owners, unpaid family members, and certain farm and domestic workers, including those who earned no wages during the entire applicable pay period.
** North American Industry Classification System (NAICS).



J. Hewlett-University of Wyoming, J.Tranel-Colorado State University,
J. Parsons-University of Nebraska-Lincoln, and E. Dennis-University of Nebraska-Lincoln.

© All Rights Reserved.
RightRisk.org. December 2024.

SECOND QUARTER, 2024 Bureau of Labor QCEW* Statistics - Average Values by NAICS** Industry, Private Ownership Only.	STATE: WYOMING			COUNTY: SHERIDAN		
	2024-Q2 Average Establishments Count	2024-Q2 Average Employment Level	2024-Q2 Monthly Avg. Compensation	2024-Q2 Average Establishments Count	2024-Q2 Average Employment Level	2024-Q2 Monthly Avg. Compensation
	NAICS 11 Agriculture, forestry, fishing and hunting	528	2,842	\$3,350	44	275
NAICS 111 Crop production	114	-	\$0	5	-	\$0
NAICS 1111 Oilseed and grain farming	35	170	\$2,769	-	-	\$0
NAICS 11113 Dry pea and bean farming	2	-	\$0	-	-	\$0
NAICS 111130 Dry pea and bean farming	2	-	\$0	-	-	\$0
NAICS 11114 Wheat farming	8	53	\$2,656	-	-	\$0
NAICS 111140 Wheat farming	8	53	\$2,656	-	-	\$0
NAICS 11115 Corn farming	4	-	\$0	-	-	\$0
NAICS 111150 Corn farming	4	-	\$0	-	-	\$0
NAICS 11119 Other grain farming	21	102	\$2,687	-	-	\$0
NAICS 111191 Oilseed and grain combination farming	10	29	\$3,107	-	-	\$0
NAICS 111199 All other grain farming	11	73	\$2,513	-	-	\$0
NAICS 1112 Vegetable and melon farming	3	-	\$0	-	-	\$0
NAICS 11121 Vegetable and melon farming	3	-	\$0	-	-	\$0
NAICS 111211 Potato farming	2	-	\$0	-	-	\$0
NAICS 111219 Other vegetable (except potato) and melon farming	1	-	\$0	-	-	\$0
NAICS 1114 Greenhouse, nursery, and floriculture production	17	166	\$2,496	1	-	\$0
NAICS 11141 Food crops grown under cover	3	-	\$0	-	-	\$0
NAICS 111411 Mushroom production	2	-	\$0	-	-	\$0
NAICS 111419 Other food crops grown under cover	1	-	\$0	-	-	\$0
NAICS 11142 Nursery and floriculture production	14	-	\$0	1	-	\$0
NAICS 111421 Nursery and tree production	8	-	\$0	-	-	\$0
NAICS 111422 Floriculture production	6	89	\$2,275	1	-	\$0
NAICS 1119 Other crop farming	59	267	\$3,315	4	7	\$3,168
NAICS 11194 Hay farming	21	66	\$3,397	4	7	\$3,168
NAICS 111940 Hay farming	21	66	\$3,397	4	7	\$3,168
NAICS 11199 All other crop farming	38	201	\$3,289	-	-	\$0
NAICS 111991 Sugar beet farming	13	65	\$3,137	-	-	\$0
NAICS 111998 All other miscellaneous crop farming	25	136	\$3,358	-	-	\$0
NAICS 112 Animal production and aquaculture	330	2,027	\$3,371	27	184	\$3,562
NAICS 1121 Cattle ranching and farming	278	1,712	\$3,272	23	167	\$3,311
NAICS 11211 Beef cattle ranching and farming, including feedlots	275	-	\$0	23	167	\$3,311
NAICS 112111 Beef cattle ranching and farming	266	1,551	\$3,211	23	167	\$3,311
NAICS 112112 Cattle feedlots	9	-	\$0	-	-	\$0
NAICS 11212 Dairy cattle and milk production	3	-	\$0	-	-	\$0
NAICS 112120 Dairy cattle and milk production	3	-	\$0	-	-	\$0
NAICS 1122 Hog and pig farming	9	145	\$4,385	-	-	\$0
NAICS 11221 Hog and pig farming	9	145	\$4,385	-	-	\$0
NAICS 112210 Hog and pig farming	9	145	\$4,385	-	-	\$0
NAICS 1124 Sheep and goat farming	18	-	\$0	1	-	\$0
NAICS 11241 Sheep farming	18	-	\$0	1	-	\$0
NAICS 112410 Sheep farming	18	-	\$0	1	-	\$0
NAICS 1125 Aquaculture	1	-	\$0	-	-	\$0
NAICS 11251 Aquaculture	1	-	\$0	-	-	\$0
NAICS 112511 Finfish farming and fish hatcheries	1	-	\$0	-	-	\$0
NAICS 1129 Other animal production	24	106	\$3,640	3	-	\$0
NAICS 11291 Apiculture	3	-	\$0	-	-	\$0
NAICS 112910 Apiculture	3	-	\$0	-	-	\$0
NAICS 11292 Horses and other equine production	11	43	\$3,220	1	-	\$0
NAICS 112920 Horses and other equine production	11	43	\$3,220	1	-	\$0
NAICS 11299 All other animal production	10	-	\$0	2	-	\$0
NAICS 112990 All other animal production	10	-	\$0	2	-	\$0
NAICS 113 Forestry and logging	16	38	\$3,744	-	-	\$0
NAICS 1133 Logging	16	38	\$3,744	-	-	\$0
NAICS 11331 Logging	16	38	\$3,744	-	-	\$0
NAICS 113310 Logging	16	38	\$3,744	-	-	\$0
NAICS 114 Fishing, hunting and trapping	6	-	\$0	1	-	\$0
NAICS 1142 Hunting and trapping	6	-	\$0	1	-	\$0
NAICS 11421 Hunting and trapping	6	-	\$0	1	-	\$0
NAICS 114210 Hunting and trapping	6	-	\$0	1	-	\$0
NAICS 115 Support activities for agriculture and forestry	62	140	\$4,316	11	24	\$4,303
NAICS 1151 Support activities for crop production	31	93	\$4,351	5	12	\$4,853
NAICS 11511 Support activities for crop production	31	93	\$4,351	5	12	\$4,853
NAICS 115112 Soil preparation, planting, and cultivating	18	44	\$4,095	3	-	\$0
NAICS 115113 Crop harvesting, primarily by machine	2	-	\$0	-	-	\$0
NAICS 115114 Postharvest crop activities (except cotton ginning)	2	-	\$0	-	-	\$0
NAICS 115115 Farm labor contractors and crew leaders	2	-	\$0	-	-	\$0
NAICS 115116 Farm management services	7	33	\$5,092	2	-	\$0
NAICS 1152 Support activities for animal production	23	40	\$2,999	5	-	\$0
NAICS 11521 Support activities for animal production	23	40	\$2,999	5	-	\$0
NAICS 115210 Support activities for animal production	23	40	\$2,999	5	-	\$0
NAICS 1153 Support activities for forestry	8	7	\$11,375	1	-	\$0
NAICS 11531 Support activities for forestry	8	7	\$11,375	1	-	\$0
NAICS 115310 Support activities for forestry	8	7	\$11,375	1	-	\$0

United States Bureau of Labor Statistics. Quarterly Census of Employment and Wages. QCEW Data Files. Accessed: 6 December 2024.
www.bls.gov/cew/downloadable-data-files.htm

* Quarterly Census of Employment and Wages (QCEW) are compiled from state unemployment insurance (UI) program reports. Data excludes self-employed owners, unpaid family members, and certain farm and domestic workers, including those who earned no wages during the entire applicable pay period.
** North American Industry Classification System (NAICS).



<https://RightRisk.org>

J. Hewlett-University of Wyoming, J.Tranel-Colorado State University,
J. Parsons-University of Nebraska-Lincoln, and E. Dennis-University of Nebraska-Lincoln.

© All Rights Reserved.
RightRisk.org. December 2024.

SECOND QUARTER, 2024 Bureau of Labor QCEW* Statistics - Average Values by NAICS** Industry, Private Ownership Only.	STATE: WYOMING			COUNTY: SUBLETTE		
	2024-Q2 Average Establishments Count	2024-Q2 Average Employment Level	2024-Q2 Monthly Avg. Compensation	2024-Q2 Average Establishments Count	2024-Q2 Average Employment Level	2024-Q2 Monthly Avg. Compensation
	NAICS 11 Agriculture, forestry, fishing and hunting	528	2,842	\$3,350	25	124
NAICS 111 Crop production	114	-	\$0	1	-	\$0
NAICS 1111 Oilseed and grain farming	35	170	\$2,769	-	-	\$0
NAICS 11113 Dry pea and bean farming	2	-	\$0	-	-	\$0
NAICS 111130 Dry pea and bean farming	2	-	\$0	-	-	\$0
NAICS 11114 Wheat farming	8	53	\$2,656	-	-	\$0
NAICS 111140 Wheat farming	8	53	\$2,656	-	-	\$0
NAICS 11115 Corn farming	4	-	\$0	-	-	\$0
NAICS 111150 Corn farming	4	-	\$0	-	-	\$0
NAICS 11119 Other grain farming	21	102	\$2,687	-	-	\$0
NAICS 111191 Oilseed and grain combination farming	10	29	\$3,107	-	-	\$0
NAICS 111199 All other grain farming	11	73	\$2,513	-	-	\$0
NAICS 1112 Vegetable and melon farming	3	-	\$0	-	-	\$0
NAICS 11121 Vegetable and melon farming	3	-	\$0	-	-	\$0
NAICS 111211 Potato farming	2	-	\$0	-	-	\$0
NAICS 111219 Other vegetable (except potato) and melon farming	1	-	\$0	-	-	\$0
NAICS 1114 Greenhouse, nursery, and floriculture production	17	166	\$2,496	-	-	\$0
NAICS 11141 Food crops grown under cover	3	-	\$0	-	-	\$0
NAICS 111411 Mushroom production	2	-	\$0	-	-	\$0
NAICS 111419 Other food crops grown under cover	1	-	\$0	-	-	\$0
NAICS 11142 Nursery and floriculture production	14	-	\$0	-	-	\$0
NAICS 111421 Nursery and tree production	8	-	\$0	-	-	\$0
NAICS 111422 Floriculture production	6	89	\$2,275	-	-	\$0
NAICS 1119 Other crop farming	59	267	\$3,315	1	-	\$0
NAICS 11194 Hay farming	21	66	\$3,397	1	-	\$0
NAICS 111940 Hay farming	21	66	\$3,397	1	-	\$0
NAICS 11199 All other crop farming	38	201	\$3,289	-	-	\$0
NAICS 111991 Sugar beet farming	13	65	\$3,137	-	-	\$0
NAICS 111998 All other miscellaneous crop farming	25	136	\$3,358	-	-	\$0
NAICS 112 Animal production and aquaculture	330	2,027	\$3,371	17	116	\$2,999
NAICS 1121 Cattle ranching and farming	278	1,712	\$3,272	16	-	\$0
NAICS 11211 Beef cattle ranching and farming, including feedlots	275	-	\$0	16	-	\$0
NAICS 112111 Beef cattle ranching and farming	266	1,551	\$3,211	16	-	\$0
NAICS 112112 Cattle feedlots	9	-	\$0	-	-	\$0
NAICS 11212 Dairy cattle and milk production	3	-	\$0	-	-	\$0
NAICS 112120 Dairy cattle and milk production	3	-	\$0	-	-	\$0
NAICS 1122 Hog and pig farming	9	145	\$4,385	-	-	\$0
NAICS 11221 Hog and pig farming	9	145	\$4,385	-	-	\$0
NAICS 112210 Hog and pig farming	9	145	\$4,385	-	-	\$0
NAICS 1124 Sheep and goat farming	18	-	\$0	-	-	\$0
NAICS 11241 Sheep farming	18	-	\$0	-	-	\$0
NAICS 112410 Sheep farming	18	-	\$0	-	-	\$0
NAICS 1125 Aquaculture	1	-	\$0	-	-	\$0
NAICS 11251 Aquaculture	1	-	\$0	-	-	\$0
NAICS 112511 Finfish farming and fish hatcheries	1	-	\$0	-	-	\$0
NAICS 1129 Other animal production	24	106	\$3,640	1	-	\$0
NAICS 11291 Apiculture	3	-	\$0	-	-	\$0
NAICS 112910 Apiculture	3	-	\$0	-	-	\$0
NAICS 11292 Horses and other equine production	11	43	\$3,220	-	-	\$0
NAICS 112920 Horses and other equine production	11	43	\$3,220	-	-	\$0
NAICS 11299 All other animal production	10	-	\$0	1	-	\$0
NAICS 112990 All other animal production	10	-	\$0	1	-	\$0
NAICS 113 Forestry and logging	16	38	\$3,744	-	-	\$0
NAICS 1133 Logging	16	38	\$3,744	-	-	\$0
NAICS 11331 Logging	16	38	\$3,744	-	-	\$0
NAICS 113310 Logging	16	38	\$3,744	-	-	\$0
NAICS 114 Fishing, hunting and trapping	6	-	\$0	-	-	\$0
NAICS 1142 Hunting and trapping	6	-	\$0	-	-	\$0
NAICS 11421 Hunting and trapping	6	-	\$0	-	-	\$0
NAICS 114210 Hunting and trapping	6	-	\$0	-	-	\$0
NAICS 115 Support activities for agriculture and forestry	62	140	\$4,316	7	-	\$0
NAICS 1151 Support activities for crop production	31	93	\$4,351	7	-	\$0
NAICS 11511 Support activities for crop production	31	93	\$4,351	7	-	\$0
NAICS 115112 Soil preparation, planting, and cultivating	18	44	\$4,095	4	-	\$0
NAICS 115113 Crop harvesting, primarily by machine	2	-	\$0	-	-	\$0
NAICS 115114 Postharvest crop activities (except cotton ginning)	2	-	\$0	-	-	\$0
NAICS 115115 Farm labor contractors and crew leaders	2	-	\$0	-	-	\$0
NAICS 115116 Farm management services	7	33	\$5,092	3	5	\$6,600
NAICS 1152 Support activities for animal production	23	40	\$2,999	-	-	\$0
NAICS 11521 Support activities for animal production	23	40	\$2,999	-	-	\$0
NAICS 115210 Support activities for animal production	23	40	\$2,999	-	-	\$0
NAICS 1153 Support activities for forestry	8	7	\$11,375	-	-	\$0
NAICS 11531 Support activities for forestry	8	7	\$11,375	-	-	\$0
NAICS 115310 Support activities for forestry	8	7	\$11,375	-	-	\$0

United States Bureau of Labor Statistics. Quarterly Census of Employment and Wages. QCEW Data Files. Accessed: 6 December 2024.
www.bls.gov/cew/downloadable-data-files.htm

* Quarterly Census of Employment and Wages (QCEW) are compiled from state unemployment insurance (UI) program reports. Data excludes self-employed owners, unpaid family members, and certain farm and domestic workers, including those who earned no wages during the entire applicable pay period.
** North American Industry Classification System (NAICS).



J. Hewlett-University of Wyoming, J.Tranel-Colorado State University,
J. Parsons-University of Nebraska-Lincoln, and E. Dennis-University of Nebraska-Lincoln.

© All Rights Reserved.
RightRisk.org. December 2024.

SECOND QUARTER, 2024 Bureau of Labor QCEW* Statistics - Average Values by NAICS** Industry, Private Ownership Only.	STATE: WYOMING			COUNTY: SWEETWATER		
	2024-Q2 Average Establishments Count	2024-Q2 Average Employment Level	2024-Q2 Monthly Avg. Compensation	2024-Q2 Average Establishments Count	2024-Q2 Average Employment Level	2024-Q2 Monthly Avg. Compensation
	NAICS 11 Agriculture, forestry, fishing and hunting	528	2,842	\$3,350	5	-
NAICS 111 Crop production	114	-	\$0	1	-	\$0
NAICS 1111 Oilseed and grain farming	35	170	\$2,769	-	-	\$0
NAICS 11113 Dry pea and bean farming	2	-	\$0	-	-	\$0
NAICS 111130 Dry pea and bean farming	2	-	\$0	-	-	\$0
NAICS 11114 Wheat farming	8	53	\$2,656	-	-	\$0
NAICS 111140 Wheat farming	8	53	\$2,656	-	-	\$0
NAICS 11115 Corn farming	4	-	\$0	-	-	\$0
NAICS 111150 Corn farming	4	-	\$0	-	-	\$0
NAICS 11119 Other grain farming	21	102	\$2,687	-	-	\$0
NAICS 111191 Oilseed and grain combination farming	10	29	\$3,107	-	-	\$0
NAICS 111199 All other grain farming	11	73	\$2,513	-	-	\$0
NAICS 1112 Vegetable and melon farming	3	-	\$0	-	-	\$0
NAICS 11121 Vegetable and melon farming	3	-	\$0	-	-	\$0
NAICS 111211 Potato farming	2	-	\$0	-	-	\$0
NAICS 111219 Other vegetable (except potato) and melon farming	1	-	\$0	-	-	\$0
NAICS 1114 Greenhouse, nursery, and floriculture production	17	166	\$2,496	-	-	\$0
NAICS 11141 Food crops grown under cover	3	-	\$0	-	-	\$0
NAICS 111411 Mushroom production	2	-	\$0	-	-	\$0
NAICS 111419 Other food crops grown under cover	1	-	\$0	-	-	\$0
NAICS 11142 Nursery and floriculture production	14	-	\$0	-	-	\$0
NAICS 111421 Nursery and tree production	8	-	\$0	-	-	\$0
NAICS 111422 Floriculture production	6	89	\$2,275	-	-	\$0
NAICS 1119 Other crop farming	59	267	\$3,315	1	-	\$0
NAICS 11194 Hay farming	21	66	\$3,397	-	-	\$0
NAICS 111940 Hay farming	21	66	\$3,397	-	-	\$0
NAICS 11199 All other crop farming	38	201	\$3,289	1	-	\$0
NAICS 111991 Sugar beet farming	13	65	\$3,137	-	-	\$0
NAICS 111998 All other miscellaneous crop farming	25	136	\$3,358	1	-	\$0
NAICS 112 Animal production and aquaculture	330	2,027	\$3,371	3	-	\$0
NAICS 1121 Cattle ranching and farming	278	1,712	\$3,272	-	-	\$0
NAICS 11211 Beef cattle ranching and farming, including feedlots	275	-	\$0	-	-	\$0
NAICS 112111 Beef cattle ranching and farming	266	1,551	\$3,211	-	-	\$0
NAICS 112112 Cattle feedlots	9	-	\$0	-	-	\$0
NAICS 11212 Dairy cattle and milk production	3	-	\$0	-	-	\$0
NAICS 112120 Dairy cattle and milk production	3	-	\$0	-	-	\$0
NAICS 1122 Hog and pig farming	9	145	\$4,385	-	-	\$0
NAICS 11221 Hog and pig farming	9	145	\$4,385	-	-	\$0
NAICS 112210 Hog and pig farming	9	145	\$4,385	-	-	\$0
NAICS 1124 Sheep and goat farming	18	-	\$0	3	-	\$0
NAICS 11241 Sheep farming	18	-	\$0	3	-	\$0
NAICS 112410 Sheep farming	18	-	\$0	3	-	\$0
NAICS 1125 Aquaculture	1	-	\$0	-	-	\$0
NAICS 11251 Aquaculture	1	-	\$0	-	-	\$0
NAICS 112511 Finfish farming and fish hatcheries	1	-	\$0	-	-	\$0
NAICS 1129 Other animal production	24	106	\$3,640	-	-	\$0
NAICS 11291 Apiculture	3	-	\$0	-	-	\$0
NAICS 112910 Apiculture	3	-	\$0	-	-	\$0
NAICS 11292 Horses and other equine production	11	43	\$3,220	-	-	\$0
NAICS 112920 Horses and other equine production	11	43	\$3,220	-	-	\$0
NAICS 11299 All other animal production	10	-	\$0	-	-	\$0
NAICS 112990 All other animal production	10	-	\$0	-	-	\$0
NAICS 113 Forestry and logging	16	38	\$3,744	-	-	\$0
NAICS 1133 Logging	16	38	\$3,744	-	-	\$0
NAICS 11331 Logging	16	38	\$3,744	-	-	\$0
NAICS 113310 Logging	16	38	\$3,744	-	-	\$0
NAICS 114 Fishing, hunting and trapping	6	-	\$0	-	-	\$0
NAICS 1142 Hunting and trapping	6	-	\$0	-	-	\$0
NAICS 11421 Hunting and trapping	6	-	\$0	-	-	\$0
NAICS 114210 Hunting and trapping	6	-	\$0	-	-	\$0
NAICS 115 Support activities for agriculture and forestry	62	140	\$4,316	1	-	\$0
NAICS 1151 Support activities for crop production	31	93	\$4,351	1	-	\$0
NAICS 11511 Support activities for crop production	31	93	\$4,351	1	-	\$0
NAICS 115112 Soil preparation, planting, and cultivating	18	44	\$4,095	-	-	\$0
NAICS 115113 Crop harvesting, primarily by machine	2	-	\$0	1	-	\$0
NAICS 115114 Postharvest crop activities (except cotton ginning)	2	-	\$0	-	-	\$0
NAICS 115115 Farm labor contractors and crew leaders	2	-	\$0	-	-	\$0
NAICS 115116 Farm management services	7	33	\$5,092	-	-	\$0
NAICS 1152 Support activities for animal production	23	40	\$2,999	-	-	\$0
NAICS 11521 Support activities for animal production	23	40	\$2,999	-	-	\$0
NAICS 115210 Support activities for animal production	23	40	\$2,999	-	-	\$0
NAICS 1153 Support activities for forestry	8	7	\$11,375	-	-	\$0
NAICS 11531 Support activities for forestry	8	7	\$11,375	-	-	\$0
NAICS 115310 Support activities for forestry	8	7	\$11,375	-	-	\$0

United States Bureau of Labor Statistics. Quarterly Census of Employment and Wages. QCEW Data Files. Accessed: 6 December 2024.
www.bls.gov/cew/downloadable-data-files.htm

* Quarterly Census of Employment and Wages (QCEW) are compiled from state unemployment insurance (UI) program reports. Data excludes self-employed owners, unpaid family members, and certain farm and domestic workers, including those who earned no wages during the entire applicable pay period.
** North American Industry Classification System (NAICS).




J. Hewlett-University of Wyoming, J.Tranel-Colorado State University,
J. Parsons-University of Nebraska-Lincoln, and E. Dennis-University of Nebraska-Lincoln.

© All Rights Reserved.
RightRisk.org. December 2024.

SECOND QUARTER, 2024 Bureau of Labor QCEW* Statistics - Average Values by NAICS** Industry, Private Ownership Only.	STATE: WYOMING			COUNTY: TETON		
	2024-Q2 Average Establishments Count	2024-Q2 Average Employment Level	2024-Q2 Monthly Avg. Compensation	2024-Q2 Average Establishments Count	2024-Q2 Average Employment Level	2024-Q2 Monthly Avg. Compensation
	NAICS 11 Agriculture, forestry, fishing and hunting	528	2,842	\$3,350	23	-
NAICS 111 Crop production	114	-	\$0	4	-	\$0
NAICS 1111 Oilseed and grain farming	35	170	\$2,769	-	-	\$0
NAICS 11113 Dry pea and bean farming	2	-	\$0	-	-	\$0
NAICS 111130 Dry pea and bean farming	2	-	\$0	-	-	\$0
NAICS 11114 Wheat farming	8	53	\$2,656	-	-	\$0
NAICS 111140 Wheat farming	8	53	\$2,656	-	-	\$0
NAICS 11115 Corn farming	4	-	\$0	-	-	\$0
NAICS 111150 Corn farming	4	-	\$0	-	-	\$0
NAICS 11119 Other grain farming	21	102	\$2,687	-	-	\$0
NAICS 111191 Oilseed and grain combination farming	10	29	\$3,107	-	-	\$0
NAICS 111199 All other grain farming	11	73	\$2,513	-	-	\$0
NAICS 1112 Vegetable and melon farming	3	-	\$0	-	-	\$0
NAICS 11121 Vegetable and melon farming	3	-	\$0	-	-	\$0
NAICS 111211 Potato farming	2	-	\$0	-	-	\$0
NAICS 111219 Other vegetable (except potato) and melon farming	1	-	\$0	-	-	\$0
NAICS 1114 Greenhouse, nursery, and floriculture production	17	166	\$2,496	2	-	\$0
NAICS 11141 Food crops grown under cover	3	-	\$0	1	-	\$0
NAICS 111411 Mushroom production	2	-	\$0	-	-	\$0
NAICS 111419 Other food crops grown under cover	1	-	\$0	1	-	\$0
NAICS 11142 Nursery and floriculture production	14	-	\$0	1	-	\$0
NAICS 111421 Nursery and tree production	8	-	\$0	-	-	\$0
NAICS 111422 Floriculture production	6	89	\$2,275	1	-	\$0
NAICS 1119 Other crop farming	59	267	\$3,315	2	-	\$0
NAICS 11194 Hay farming	21	66	\$3,397	2	-	\$0
NAICS 111940 Hay farming	21	66	\$3,397	2	-	\$0
NAICS 11199 All other crop farming	38	201	\$3,289	-	-	\$0
NAICS 111991 Sugar beet farming	13	65	\$3,137	-	-	\$0
NAICS 111998 All other miscellaneous crop farming	25	136	\$3,358	-	-	\$0
NAICS 112 Animal production and aquaculture	330	2,027	\$3,371	12	50	\$3,709
NAICS 1121 Cattle ranching and farming	278	1,712	\$3,272	9	44	\$3,787
NAICS 11211 Beef cattle ranching and farming, including feedlots	275	-	\$0	9	44	\$3,787
NAICS 112111 Beef cattle ranching and farming	266	1,551	\$3,211	9	44	\$3,787
NAICS 112112 Cattle feedlots	9	-	\$0	-	-	\$0
NAICS 11212 Dairy cattle and milk production	3	-	\$0	-	-	\$0
NAICS 112120 Dairy cattle and milk production	3	-	\$0	-	-	\$0
NAICS 1122 Hog and pig farming	9	145	\$4,385	-	-	\$0
NAICS 11221 Hog and pig farming	9	145	\$4,385	-	-	\$0
NAICS 112210 Hog and pig farming	9	145	\$4,385	-	-	\$0
NAICS 1124 Sheep and goat farming	18	-	\$0	-	-	\$0
NAICS 11241 Sheep farming	18	-	\$0	-	-	\$0
NAICS 112410 Sheep farming	18	-	\$0	-	-	\$0
NAICS 1125 Aquaculture	1	-	\$0	-	-	\$0
NAICS 11251 Aquaculture	1	-	\$0	-	-	\$0
NAICS 112511 Finfish farming and fish hatcheries	1	-	\$0	-	-	\$0
NAICS 1129 Other animal production	24	106	\$3,640	3	6	\$3,124
NAICS 11291 Apiculture	3	-	\$0	-	-	\$0
NAICS 112910 Apiculture	3	-	\$0	-	-	\$0
NAICS 11292 Horses and other equine production	11	43	\$3,220	3	6	\$3,124
NAICS 112920 Horses and other equine production	11	43	\$3,220	3	6	\$3,124
NAICS 11299 All other animal production	10	-	\$0	-	-	\$0
NAICS 112990 All other animal production	10	-	\$0	-	-	\$0
NAICS 113 Forestry and logging	16	38	\$3,744	-	-	\$0
NAICS 1133 Logging	16	38	\$3,744	-	-	\$0
NAICS 11331 Logging	16	38	\$3,744	-	-	\$0
NAICS 113310 Logging	16	38	\$3,744	-	-	\$0
NAICS 114 Fishing, hunting and trapping	6	-	\$0	2	-	\$0
NAICS 1142 Hunting and trapping	6	-	\$0	2	-	\$0
NAICS 11421 Hunting and trapping	6	-	\$0	2	-	\$0
NAICS 114210 Hunting and trapping	6	-	\$0	2	-	\$0
NAICS 115 Support activities for agriculture and forestry	62	140	\$4,316	5	7	\$6,834
NAICS 1151 Support activities for crop production	31	93	\$4,351	1	-	\$0
NAICS 11511 Support activities for crop production	31	93	\$4,351	1	-	\$0
NAICS 115112 Soil preparation, planting, and cultivating	18	44	\$4,095	-	-	\$0
NAICS 115113 Crop harvesting, primarily by machine	2	-	\$0	-	-	\$0
NAICS 115114 Postharvest crop activities (except cotton ginning)	2	-	\$0	-	-	\$0
NAICS 115115 Farm labor contractors and crew leaders	2	-	\$0	1	-	\$0
NAICS 115116 Farm management services	7	33	\$5,092	-	-	\$0
NAICS 1152 Support activities for animal production	23	40	\$2,999	3	4	\$1,504
NAICS 11521 Support activities for animal production	23	40	\$2,999	3	4	\$1,504
NAICS 115210 Support activities for animal production	23	40	\$2,999	3	4	\$1,504
NAICS 1153 Support activities for forestry	8	7	\$11,375	1	-	\$0
NAICS 11531 Support activities for forestry	8	7	\$11,375	1	-	\$0
NAICS 115310 Support activities for forestry	8	7	\$11,375	1	-	\$0

United States Bureau of Labor Statistics. Quarterly Census of Employment and Wages. QCEW Data Files. Accessed: 6 December 2024.
www.bls.gov/cew/downloadable-data-files.htm

* Quarterly Census of Employment and Wages (QCEW) are compiled from state unemployment insurance (UI) program reports. Data excludes self-employed owners, unpaid family members, and certain farm and domestic workers, including those who earned no wages during the entire applicable pay period.
** North American Industry Classification System (NAICS).



J. Hewlett-University of Wyoming, J.Tranel-Colorado State University,
J. Parsons-University of Nebraska-Lincoln, and E. Dennis-University of Nebraska-Lincoln.

© All Rights Reserved.
RightRisk.org. December 2024.

SECOND QUARTER, 2024 Bureau of Labor QCEW* Statistics - Average Values by NAICS** Industry, Private Ownership Only.	STATE: WYOMING			COUNTY: UINTA		
	2024-Q2 Average Establishments Count	2024-Q2 Average Employment Level	2024-Q2 Monthly Avg. Compensation	2024-Q2 Average Establishments Count	2024-Q2 Average Employment Level	2024-Q2 Monthly Avg. Compensation
	NAICS 11 Agriculture, forestry, fishing and hunting	528	2,842	\$3,350	8	23
NAICS 111 Crop production	114	-	\$0	1	-	\$0
NAICS 1111 Oilseed and grain farming	35	170	\$2,769	-	-	\$0
NAICS 11113 Dry pea and bean farming	2	-	\$0	-	-	\$0
NAICS 111130 Dry pea and bean farming	2	-	\$0	-	-	\$0
NAICS 11114 Wheat farming	8	53	\$2,656	-	-	\$0
NAICS 111140 Wheat farming	8	53	\$2,656	-	-	\$0
NAICS 11115 Corn farming	4	-	\$0	-	-	\$0
NAICS 111150 Corn farming	4	-	\$0	-	-	\$0
NAICS 11119 Other grain farming	21	102	\$2,687	-	-	\$0
NAICS 111191 Oilseed and grain combination farming	10	29	\$3,107	-	-	\$0
NAICS 111199 All other grain farming	11	73	\$2,513	-	-	\$0
NAICS 1112 Vegetable and melon farming	3	-	\$0	-	-	\$0
NAICS 11121 Vegetable and melon farming	3	-	\$0	-	-	\$0
NAICS 111211 Potato farming	2	-	\$0	-	-	\$0
NAICS 111219 Other vegetable (except potato) and melon farming	1	-	\$0	-	-	\$0
NAICS 1114 Greenhouse, nursery, and floriculture production	17	166	\$2,496	1	-	\$0
NAICS 11141 Food crops grown under cover	3	-	\$0	1	-	\$0
NAICS 111411 Mushroom production	2	-	\$0	1	-	\$0
NAICS 111419 Other food crops grown under cover	1	-	\$0	-	-	\$0
NAICS 11142 Nursery and floriculture production	14	-	\$0	-	-	\$0
NAICS 111421 Nursery and tree production	8	-	\$0	-	-	\$0
NAICS 111422 Floriculture production	6	89	\$2,275	-	-	\$0
NAICS 1119 Other crop farming	59	267	\$3,315	-	-	\$0
NAICS 11194 Hay farming	21	66	\$3,397	-	-	\$0
NAICS 111940 Hay farming	21	66	\$3,397	-	-	\$0
NAICS 11199 All other crop farming	38	201	\$3,289	-	-	\$0
NAICS 111991 Sugar beet farming	13	65	\$3,137	-	-	\$0
NAICS 111998 All other miscellaneous crop farming	25	136	\$3,358	-	-	\$0
NAICS 112 Animal production and aquaculture	330	2,027	\$3,371	5	21	\$2,509
NAICS 1121 Cattle ranching and farming	278	1,712	\$3,272	2	-	\$0
NAICS 11211 Beef cattle ranching and farming, including feedlots	275	-	\$0	2	-	\$0
NAICS 112111 Beef cattle ranching and farming	266	1,551	\$3,211	2	-	\$0
NAICS 112112 Cattle feedlots	9	-	\$0	-	-	\$0
NAICS 11212 Dairy cattle and milk production	3	-	\$0	-	-	\$0
NAICS 112120 Dairy cattle and milk production	3	-	\$0	-	-	\$0
NAICS 1122 Hog and pig farming	9	145	\$4,385	-	-	\$0
NAICS 11221 Hog and pig farming	9	145	\$4,385	-	-	\$0
NAICS 112210 Hog and pig farming	9	145	\$4,385	-	-	\$0
NAICS 1124 Sheep and goat farming	18	-	\$0	3	-	\$0
NAICS 11241 Sheep farming	18	-	\$0	3	-	\$0
NAICS 112410 Sheep farming	18	-	\$0	3	-	\$0
NAICS 1125 Aquaculture	1	-	\$0	-	-	\$0
NAICS 11251 Aquaculture	1	-	\$0	-	-	\$0
NAICS 112511 Finfish farming and fish hatcheries	1	-	\$0	-	-	\$0
NAICS 1129 Other animal production	24	106	\$3,640	-	-	\$0
NAICS 11291 Apiculture	3	-	\$0	-	-	\$0
NAICS 112910 Apiculture	3	-	\$0	-	-	\$0
NAICS 11292 Horses and other equine production	11	43	\$3,220	-	-	\$0
NAICS 112920 Horses and other equine production	11	43	\$3,220	-	-	\$0
NAICS 11299 All other animal production	10	-	\$0	-	-	\$0
NAICS 112990 All other animal production	10	-	\$0	-	-	\$0
NAICS 113 Forestry and logging	16	38	\$3,744	-	-	\$0
NAICS 1133 Logging	16	38	\$3,744	-	-	\$0
NAICS 11331 Logging	16	38	\$3,744	-	-	\$0
NAICS 113310 Logging	16	38	\$3,744	-	-	\$0
NAICS 114 Fishing, hunting and trapping	6	-	\$0	1	-	\$0
NAICS 1142 Hunting and trapping	6	-	\$0	1	-	\$0
NAICS 11421 Hunting and trapping	6	-	\$0	1	-	\$0
NAICS 114210 Hunting and trapping	6	-	\$0	1	-	\$0
NAICS 115 Support activities for agriculture and forestry	62	140	\$4,316	1	-	\$0
NAICS 1151 Support activities for crop production	31	93	\$4,351	-	-	\$0
NAICS 11511 Support activities for crop production	31	93	\$4,351	-	-	\$0
NAICS 115112 Soil preparation, planting, and cultivating	18	44	\$4,095	-	-	\$0
NAICS 115113 Crop harvesting, primarily by machine	2	-	\$0	-	-	\$0
NAICS 115114 Postharvest crop activities (except cotton ginning)	2	-	\$0	-	-	\$0
NAICS 115115 Farm labor contractors and crew leaders	2	-	\$0	-	-	\$0
NAICS 115116 Farm management services	7	33	\$5,092	-	-	\$0
NAICS 1152 Support activities for animal production	23	40	\$2,999	1	-	\$0
NAICS 11521 Support activities for animal production	23	40	\$2,999	1	-	\$0
NAICS 115210 Support activities for animal production	23	40	\$2,999	1	-	\$0
NAICS 1153 Support activities for forestry	8	7	\$11,375	-	-	\$0
NAICS 11531 Support activities for forestry	8	7	\$11,375	-	-	\$0
NAICS 115310 Support activities for forestry	8	7	\$11,375	-	-	\$0

United States Bureau of Labor Statistics. Quarterly Census of Employment and Wages. QCEW Data Files. Accessed: 6 December 2024.
www.bls.gov/cew/downloadable-data-files.htm

* Quarterly Census of Employment and Wages (QCEW) are compiled from state unemployment insurance (UI) program reports. Data excludes self-employed owners, unpaid family members, and certain farm and domestic workers, including those who earned no wages during the entire applicable pay period.
** North American Industry Classification System (NAICS).




J. Hewlett-University of Wyoming, J.Tranel-Colorado State University,
J. Parsons-University of Nebraska-Lincoln, and E. Dennis-University of Nebraska-Lincoln.

© All Rights Reserved.
RightRisk.org. December 2024.

SECOND QUARTER, 2024 Bureau of Labor QCEW* Statistics - Average Values by NAICS** Industry, Private Ownership Only.	STATE: WYOMING			COUNTY: WASHAKIE		
	2024-Q2 Average Establishments Count	2024-Q2 Average Employment Level	2024-Q2 Monthly Avg. Compensation	2024-Q2 Average Establishments Count	2024-Q2 Average Employment Level	2024-Q2 Monthly Avg. Compensation
	NAICS 11 Agriculture, forestry, fishing and hunting	528	2,842	\$3,350	29	162
NAICS 111 Crop production	114	-	\$0	15	-	\$0
NAICS 1111 Oilseed and grain farming	35	170	\$2,769	5	21	\$3,137
NAICS 11113 Dry pea and bean farming	2	-	\$0	-	-	\$0
NAICS 111130 Dry pea and bean farming	2	-	\$0	-	-	\$0
NAICS 11114 Wheat farming	8	53	\$2,656	-	-	\$0
NAICS 111140 Wheat farming	8	53	\$2,656	-	-	\$0
NAICS 11115 Corn farming	4	-	\$0	1	-	\$0
NAICS 111150 Corn farming	4	-	\$0	1	-	\$0
NAICS 11119 Other grain farming	21	102	\$2,687	4	-	\$0
NAICS 111191 Oilseed and grain combination farming	10	29	\$3,107	1	-	\$0
NAICS 111199 All other grain farming	11	73	\$2,513	3	-	\$0
NAICS 1112 Vegetable and melon farming	3	-	\$0	-	-	\$0
NAICS 11121 Vegetable and melon farming	3	-	\$0	-	-	\$0
NAICS 111211 Potato farming	2	-	\$0	-	-	\$0
NAICS 111219 Other vegetable (except potato) and melon farming	1	-	\$0	-	-	\$0
NAICS 1114 Greenhouse, nursery, and floriculture production	17	166	\$2,496	1	-	\$0
NAICS 11141 Food crops grown under cover	3	-	\$0	-	-	\$0
NAICS 111411 Mushroom production	2	-	\$0	-	-	\$0
NAICS 111419 Other food crops grown under cover	1	-	\$0	-	-	\$0
NAICS 11142 Nursery and floriculture production	14	-	\$0	1	-	\$0
NAICS 111421 Nursery and tree production	8	-	\$0	1	-	\$0
NAICS 111422 Floriculture production	6	89	\$2,275	-	-	\$0
NAICS 1119 Other crop farming	59	267	\$3,315	9	55	\$3,653
NAICS 11194 Hay farming	21	66	\$3,397	-	-	\$0
NAICS 111940 Hay farming	21	66	\$3,397	-	-	\$0
NAICS 11199 All other crop farming	38	201	\$3,289	9	55	\$3,653
NAICS 111991 Sugar beet farming	13	65	\$3,137	4	27	\$3,228
NAICS 111998 All other miscellaneous crop farming	25	136	\$3,358	5	28	\$4,060
NAICS 112 Animal production and aquaculture	330	2,027	\$3,371	12	78	\$3,315
NAICS 1121 Cattle ranching and farming	278	1,712	\$3,272	11	-	\$0
NAICS 11211 Beef cattle ranching and farming, including feedlots	275	-	\$0	11	-	\$0
NAICS 112111 Beef cattle ranching and farming	266	1,551	\$3,211	10	54	\$2,717
NAICS 112112 Cattle feedlots	9	-	\$0	1	-	\$0
NAICS 11212 Dairy cattle and milk production	3	-	\$0	-	-	\$0
NAICS 112120 Dairy cattle and milk production	3	-	\$0	-	-	\$0
NAICS 1122 Hog and pig farming	9	145	\$4,385	-	-	\$0
NAICS 11221 Hog and pig farming	9	145	\$4,385	-	-	\$0
NAICS 112210 Hog and pig farming	9	145	\$4,385	-	-	\$0
NAICS 1124 Sheep and goat farming	18	-	\$0	-	-	\$0
NAICS 11241 Sheep farming	18	-	\$0	-	-	\$0
NAICS 112410 Sheep farming	18	-	\$0	-	-	\$0
NAICS 1125 Aquaculture	1	-	\$0	-	-	\$0
NAICS 11251 Aquaculture	1	-	\$0	-	-	\$0
NAICS 112511 Finfish farming and fish hatcheries	1	-	\$0	-	-	\$0
NAICS 1129 Other animal production	24	106	\$3,640	1	-	\$0
NAICS 11291 Apiculture	3	-	\$0	1	-	\$0
NAICS 112910 Apiculture	3	-	\$0	1	-	\$0
NAICS 11292 Horses and other equine production	11	43	\$3,220	-	-	\$0
NAICS 112920 Horses and other equine production	11	43	\$3,220	-	-	\$0
NAICS 11299 All other animal production	10	-	\$0	-	-	\$0
NAICS 112990 All other animal production	10	-	\$0	-	-	\$0
NAICS 113 Forestry and logging	16	38	\$3,744	-	-	\$0
NAICS 1133 Logging	16	38	\$3,744	-	-	\$0
NAICS 11331 Logging	16	38	\$3,744	-	-	\$0
NAICS 113310 Logging	16	38	\$3,744	-	-	\$0
NAICS 114 Fishing, hunting and trapping	6	-	\$0	-	-	\$0
NAICS 1142 Hunting and trapping	6	-	\$0	-	-	\$0
NAICS 11421 Hunting and trapping	6	-	\$0	-	-	\$0
NAICS 114210 Hunting and trapping	6	-	\$0	-	-	\$0
NAICS 115 Support activities for agriculture and forestry	62	140	\$4,316	2	-	\$0
NAICS 1151 Support activities for crop production	31	93	\$4,351	1	-	\$0
NAICS 11511 Support activities for crop production	31	93	\$4,351	1	-	\$0
NAICS 115112 Soil preparation, planting, and cultivating	18	44	\$4,095	1	-	\$0
NAICS 115113 Crop harvesting, primarily by machine	2	-	\$0	-	-	\$0
NAICS 115114 Postharvest crop activities (except cotton ginning)	2	-	\$0	-	-	\$0
NAICS 115115 Farm labor contractors and crew leaders	2	-	\$0	-	-	\$0
NAICS 115116 Farm management services	7	33	\$5,092	-	-	\$0
NAICS 1152 Support activities for animal production	23	40	\$2,999	-	-	\$0
NAICS 11521 Support activities for animal production	23	40	\$2,999	-	-	\$0
NAICS 115210 Support activities for animal production	23	40	\$2,999	-	-	\$0
NAICS 1153 Support activities for forestry	8	7	\$11,375	1	-	\$0
NAICS 11531 Support activities for forestry	8	7	\$11,375	1	-	\$0
NAICS 115310 Support activities for forestry	8	7	\$11,375	1	-	\$0

United States Bureau of Labor Statistics. Quarterly Census of Employment and Wages. QCEW Data Files. Accessed: 6 December 2024.
www.bls.gov/cew/downloadable-data-files.htm

* Quarterly Census of Employment and Wages (QCEW) are compiled from state unemployment insurance (UI) program reports. Data excludes self-employed owners, unpaid family members, and certain farm and domestic workers, including those who earned no wages during the entire applicable pay period.
** North American Industry Classification System (NAICS).




J. Hewlett-University of Wyoming, J.Tranel-Colorado State University,
J. Parsons-University of Nebraska-Lincoln, and E. Dennis-University of Nebraska-Lincoln.

© All Rights Reserved.
RightRisk.org. December 2024.

SECOND QUARTER, 2024 Bureau of Labor QCEW* Statistics - Average Values by NAICS** Industry, Private Ownership Only.	STATE: WYOMING			COUNTY: WESTON		
	2024-Q2 Average Establishments Count	2024-Q2 Average Employment Level	2024-Q2 Monthly Avg. Compensation	2024-Q2 Average Establishments Count	2024-Q2 Average Employment Level	2024-Q2 Monthly Avg. Compensation
	NAICS 11 Agriculture, forestry, fishing and hunting	528	2,842	\$3,350	8	44
NAICS 111 Crop production	114	-	\$0	-	-	\$0
NAICS 1111 Oilseed and grain farming	35	170	\$2,769	-	-	\$0
NAICS 11113 Dry pea and bean farming	2	-	\$0	-	-	\$0
NAICS 111130 Dry pea and bean farming	2	-	\$0	-	-	\$0
NAICS 11114 Wheat farming	8	53	\$2,656	-	-	\$0
NAICS 111140 Wheat farming	8	53	\$2,656	-	-	\$0
NAICS 11115 Corn farming	4	-	\$0	-	-	\$0
NAICS 111150 Corn farming	4	-	\$0	-	-	\$0
NAICS 11119 Other grain farming	21	102	\$2,687	-	-	\$0
NAICS 111191 Oilseed and grain combination farming	10	29	\$3,107	-	-	\$0
NAICS 111199 All other grain farming	11	73	\$2,513	-	-	\$0
NAICS 1112 Vegetable and melon farming	3	-	\$0	-	-	\$0
NAICS 11121 Vegetable and melon farming	3	-	\$0	-	-	\$0
NAICS 111211 Potato farming	2	-	\$0	-	-	\$0
NAICS 111219 Other vegetable (except potato) and melon farming	1	-	\$0	-	-	\$0
NAICS 1114 Greenhouse, nursery, and floriculture production	17	166	\$2,496	-	-	\$0
NAICS 11141 Food crops grown under cover	3	-	\$0	-	-	\$0
NAICS 111411 Mushroom production	2	-	\$0	-	-	\$0
NAICS 111419 Other food crops grown under cover	1	-	\$0	-	-	\$0
NAICS 11142 Nursery and floriculture production	14	-	\$0	-	-	\$0
NAICS 111421 Nursery and tree production	8	-	\$0	-	-	\$0
NAICS 111422 Floriculture production	6	89	\$2,275	-	-	\$0
NAICS 1119 Other crop farming	59	267	\$3,315	-	-	\$0
NAICS 11194 Hay farming	21	66	\$3,397	-	-	\$0
NAICS 111940 Hay farming	21	66	\$3,397	-	-	\$0
NAICS 11199 All other crop farming	38	201	\$3,289	-	-	\$0
NAICS 111991 Sugar beet farming	13	65	\$3,137	-	-	\$0
NAICS 111998 All other miscellaneous crop farming	25	136	\$3,358	-	-	\$0
NAICS 112 Animal production and aquaculture	330	2,027	\$3,371	5	38	\$1,902
NAICS 1121 Cattle ranching and farming	278	1,712	\$3,272	5	38	\$1,902
NAICS 11211 Beef cattle ranching and farming, including feedlots	275	-	\$0	5	38	\$1,902
NAICS 112111 Beef cattle ranching and farming	266	1,551	\$3,211	5	38	\$1,902
NAICS 112112 Cattle feedlots	9	-	\$0	-	-	\$0
NAICS 11212 Dairy cattle and milk production	3	-	\$0	-	-	\$0
NAICS 112120 Dairy cattle and milk production	3	-	\$0	-	-	\$0
NAICS 1122 Hog and pig farming	9	145	\$4,385	-	-	\$0
NAICS 11221 Hog and pig farming	9	145	\$4,385	-	-	\$0
NAICS 112210 Hog and pig farming	9	145	\$4,385	-	-	\$0
NAICS 1124 Sheep and goat farming	18	-	\$0	-	-	\$0
NAICS 11241 Sheep farming	18	-	\$0	-	-	\$0
NAICS 112410 Sheep farming	18	-	\$0	-	-	\$0
NAICS 1125 Aquaculture	1	-	\$0	-	-	\$0
NAICS 11251 Aquaculture	1	-	\$0	-	-	\$0
NAICS 112511 Finfish farming and fish hatcheries	1	-	\$0	-	-	\$0
NAICS 1129 Other animal production	24	106	\$3,640	-	-	\$0
NAICS 11291 Apiculture	3	-	\$0	-	-	\$0
NAICS 112910 Apiculture	3	-	\$0	-	-	\$0
NAICS 11292 Horses and other equine production	11	43	\$3,220	-	-	\$0
NAICS 112920 Horses and other equine production	11	43	\$3,220	-	-	\$0
NAICS 11299 All other animal production	10	-	\$0	-	-	\$0
NAICS 112990 All other animal production	10	-	\$0	-	-	\$0
NAICS 113 Forestry and logging	16	38	\$3,744	1	-	\$0
NAICS 1133 Logging	16	38	\$3,744	1	-	\$0
NAICS 11331 Logging	16	38	\$3,744	1	-	\$0
NAICS 113310 Logging	16	38	\$3,744	1	-	\$0
NAICS 114 Fishing, hunting and trapping	6	-	\$0	-	-	\$0
NAICS 1142 Hunting and trapping	6	-	\$0	-	-	\$0
NAICS 11421 Hunting and trapping	6	-	\$0	-	-	\$0
NAICS 114210 Hunting and trapping	6	-	\$0	-	-	\$0
NAICS 115 Support activities for agriculture and forestry	62	140	\$4,316	2	-	\$0
NAICS 1151 Support activities for crop production	31	93	\$4,351	2	-	\$0
NAICS 11511 Support activities for crop production	31	93	\$4,351	2	-	\$0
NAICS 115112 Soil preparation, planting, and cultivating	18	44	\$4,095	2	-	\$0
NAICS 115113 Crop harvesting, primarily by machine	2	-	\$0	-	-	\$0
NAICS 115114 Postharvest crop activities (except cotton ginning)	2	-	\$0	-	-	\$0
NAICS 115115 Farm labor contractors and crew leaders	2	-	\$0	-	-	\$0
NAICS 115116 Farm management services	7	33	\$5,092	-	-	\$0
NAICS 1152 Support activities for animal production	23	40	\$2,999	-	-	\$0
NAICS 11521 Support activities for animal production	23	40	\$2,999	-	-	\$0
NAICS 115210 Support activities for animal production	23	40	\$2,999	-	-	\$0
NAICS 1153 Support activities for forestry	8	7	\$11,375	-	-	\$0
NAICS 11531 Support activities for forestry	8	7	\$11,375	-	-	\$0
NAICS 115310 Support activities for forestry	8	7	\$11,375	-	-	\$0

United States Bureau of Labor Statistics. Quarterly Census of Employment and Wages. QCEW Data Files. Accessed: 6 December 2024.
www.bls.gov/cew/downloadable-data-files.htm

* Quarterly Census of Employment and Wages (QCEW) are compiled from state unemployment insurance (UI) program reports. Data excludes self-employed owners, unpaid family members, and certain farm and domestic workers, including those who earned no wages during the entire applicable pay period.
** North American Industry Classification System (NAICS).



J. Hewlett-University of Wyoming, J.Tranel-Colorado State University,
J. Parsons-University of Nebraska-Lincoln, and E. Dennis-University of Nebraska-Lincoln.

© All Rights Reserved.
RightRisk.org. December 2024.